



## The Private Training Establishment sector

Year: 2014

Fund: Student Achievement Component



### Successful Completion of Courses

Level 1-2	78%
Level 3-4	84%
Level 5-6	83%
Level 7-8	87%

This measure shows the proportion of courses in a given year that are successfully completed.



### Completion of Qualifications

Level 1-2	73%
Level 3-4	79%
Level 5-6	79%
Level 7-8	100%
Level 9-10	68%

This measure shows the proportion of students in a given year who complete a qualification.



### Student Progression to Higher Level Study

Level 1	68%
Level 2	36%
Level 3	36%
Level 4	23%

This measure shows the proportion of students in a given year who progress to study at a higher level after completing a qualification at levels 1 - 4.



### Students Retained in Study

Level 1-2	71%
Level 3-4	69%
Level 5-6	61%
Level 7-8	79%
Level 9-10	72%

This measure shows the proportion of students in a given year that complete a qualification or re-enrol at the same tertiary education organisation in the following year.

### About the Private Training Establishment sector Government expectations of the Private Training Establishment sector

In 2014 the TEC funded 244 Private Training Establishments (PTEs) through its Student Achievement Component fund and/or Youth Guarantee fund.

The size and characteristics of PTEs vary. Smaller specialised PTEs may offer a single qualification for fewer than 20 equivalent full-time students (EFTS). The largest PTEs may offer a range of qualifications to over a thousand EFTS. For these reasons comparing PTEs may be difficult.

The government expects PTEs to:

- Work with employers to ensure provision meets employment and industry needs
- Get at-risk young people into a career or further education
- Enable Maori and Pasifika learners to progress from foundation level education to higher levels of learning
- Improve adult literacy and numeracy

#### Tertiary Education Strategy

The Tertiary Education Strategy (TES) sets high expectations for TEO performance and attaining better outcomes especially for skills for industry, Maori and Pasifika learners, at risk young people and for adult literacy and numeracy.

### Context

Number of students in total: 46,077

Number of equivalent full-time student places: 26,767

Student ethnicity*		Level of study	
European	53%	Level 1-2	7%
Maori	29%	Level 3-4	46%
Pacific	17%	Level 5-6	30%
Asian	9%	Level 7-8	17%
Other	4%	Level 9-10	0%

\*Total may exceed 100% as some students identify with more than one ethnicity.

# The Performance of Tertiary Education Organisations

www.tec.govt.nz



Tertiary Education Commission  
Te Amorangi Mātauranga Matua

## Toi Whakaari: NZ Drama School

Organisation Type: Private Training Establishment

Year: 2014

Fund: Student Achievement Component



### Successful Completion of Courses

All Levels of Study

94%

Level 1-2	*
Level 3-4	*
Level 5-6	*
Level 7-8	95%
Level 9-10	*

\* Information is not available for this level group.



### Completion of Qualifications

All Levels of Study

87%

Level 1-2	*
Level 3-4	*
Level 5-6	*
Level 7-8	90%
Level 9-10	*

\* Information is not available for this level group.



### Student Progression to Higher Level Study

Level 1 - 4 Study

92%

Level 1	*
Level 2	*
Level 3	*
Level 4	*

\* Information is not available for this level group.



### Students Retained in Study

All Levels of Study

92%

Level 1-2	*
Level 3-4	*
Level 5-6	*
Level 7-8	92%
Level 9-10	*

\* Information is not available for this level group.

This measure shows the proportion of courses in a given year that are successfully completed.

This measure shows the proportion of students in a given year who complete a qualification.

This measure shows the proportion of students in a given year who progress to study at a higher level after completing a qualification at levels 1 - 4.

This measure shows the proportion of students in a given year that complete a qualification or re-enrol at the same tertiary education organisation in the following year.

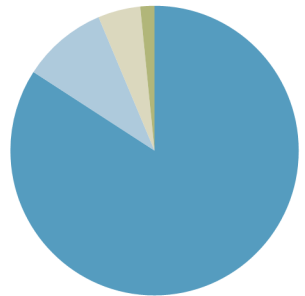
### Context

EFTS\*: 53  
Students: 53

Further information about student characteristics may be available on the organisation's website.

\* Number of equivalent full time students.

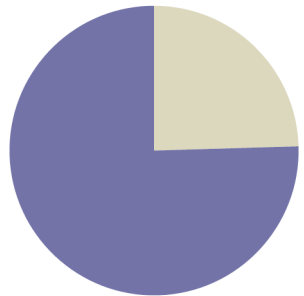
### Student Ethnicity\*



European	100%
Maori	11%
Pacific	6%
Asian	0%
Other	2%

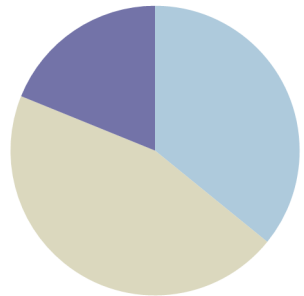
\* Total may exceed 100% as some students identify with more than one ethnicity.

### Level of Study



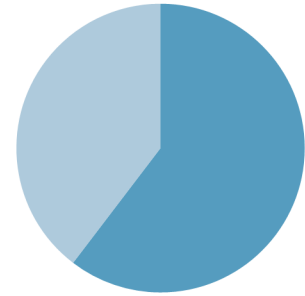
L1-2 Certificates	0%
L3-4 Certificates	0%
L5-6 Diplomas & Grad Certs	25%
L7-8 Degrees & Postgrad	75%
L9-10 Masters & Doctorates	0%

### Student Age



17 Years and Under	0%
18 - 19	36%
20 - 24	45%
25 - 39	19%
40 Years and Over	0%

### Subject Area



Creative Arts	60%
Management & Commerce	40%
Unknown	0%
Natural & Physical Sciences	0%
Other	0%

### Contacts

PO Box 7146  
Newtown  
Wellington 6242  
New Zealand  
04 381 9251

<http://www.toiwhakaari.ac.nz>

Disclaimer: The results in this report are generated from data submitted by Tertiary Education Organisations. While efforts have been made to verify the information, the Tertiary Education Commission does not attest to the accuracy or completeness of the results.

# The Performance of Tertiary Education Organisations

www.tec.govt.nz



Tertiary Education Commission  
Te Amorangi Mātauranga Matua

## Toi Whakaari: NZ Drama School

Organisation Type: Private Training Establishment

Year: 2014

Fund: Student Achievement Component

**Successful Completion of Courses**

This measure shows the proportion of courses in a given year that are successfully completed.

Median: 85%

1	Community Colleges New Zealand Ltd	100%
1	Kyrewood Equestrian Centre Limited	100%
1	New Zealand Training Centre	100%
1	Safety N Action Limited	100%
1	Taranaki Educare	100%
1	Trinity Methodist Theological College	100%
7	NZ School of Outdoor Studies Limited	99%
8	CTC Aviation Training (NZ) Limited	99%
9	Peter Minturn (NZ) Goldsmith School	99%
10	College of Law NZ	99%
11	Eastwest Coll of Intercultural Studies	98%
12	Techtorium NZ Institute of IT Ltd	98%
13	Mr Barber Training Centre	97%
14	Good Shepherd College - Te Heparā Pai	97%
15	New Zealand School of Radio Limited	96%
16	Institute of Professional Legal Studies	96%
17	New Zealand College of Chiropractic	96%
18	New Zealand Skydiving School Ltd	96%
19	NZ School of Acupuncture & TCM	95%
20	Evolution School of Holistic Therapies	95%
21	Alpha Training Centre	95%
22	Blueprint for Learning	94%
23	<b>Toi Whakaari: NZ Drama School</b>	<b>94%</b>
24	Nelson Aviation College	94%

**Completion of Qualifications**

This measure shows the proportion of students in a given year who complete a qualification.

Median: 81%

1	Airways Training Centre	100%
1	AIS St Helens	100%
1	Aromaflex Academy	100%
1	Community Colleges New Zealand Ltd	100%
1	CTC Aviation Training (NZ) Limited	100%
1	Eastwest Coll of Intercultural Studies	100%
1	English Teaching College	100%
1	Good Shepherd College - Te Heparā Pai	100%
1	Maata Waka Enterprises	100%
1	New Zealand College of Chinese Medicine	100%
1	New Zealand College of Chiropractic	100%
1	NZ College of Massage	100%
1	Pacific Int Hotel Management School Ltd	100%
1	Palmerston North School of Design Ltd	100%
1	Praxis	100%
1	Quantum Education Group QT Limited	100%
1	Rangi Ruru Early Childhood College	100%
1	Skills 4 Work Incorporated	100%
1	South Pacific Bible College	100%
1	Southern Wings Limited	100%
1	Te Tari Puna Ora O Aotearoa/NZ Childcare	100%
1	Techtorium NZ Institute of IT Ltd	100%
1	The Learning Connexion Limited	100%
1	Trinity Methodist Theological College	100%

**Student Progression to Higher Level Study**

This measure shows the proportion of students in a given year who progress to study at a higher level after completing a qualification at levels 1 - 4.

Median: 22%

1	Laidlaw College Incorporated	80%
1	Taranaki Educare	80%
3	ACG Yoobee School of Design.	78%
3	Hillary Outdoors Education Centres	78%
5	NZ School of Outdoor Studies Limited	75%
6	Whitecliffe College of Arts and Design	70%
7	Hungry Creek Art and Crafts School	67%
8	New Zealand School of Education Limited	62%
9	VETEL	62%
10	Lifeway College	60%
10	Peter Minturn (NZ) Goldsmith School	60%
12	MSL Training Ltd	59%
13	Praxis	58%
14	New Zealand Management Academies	55%
15	ACG Tertiary & Careers	55%
16	The Learning Connexion Limited	54%
17	Palmerston North School of Design Ltd	54%
18	International Travel College of NZ	52%
19	Success Maker Education Centre	50%
20	Action Adventure	49%
21	Naturopathic College of New Zealand	48%
22	Turanga Ararau	47%
23	Ministry Training College Of Nz	46%
24	Faith Bible College	45%

**Students Retained in Study**

This measure shows the proportion of students in a given year that complete a qualification or re-enrol at the same tertiary education organisation in the following year.

Median: 75%

1	EDENZ Colleges Ltd	100%
1	Manaakitanga Aotearoa Charitable Trust	100%
1	New Zealand School of Radio Limited	100%
1	Rapu Ki Rua Institute	100%
1	Royal Business College Limited	100%
1	Taranaki Educare	100%
7	NZ School of Outdoor Studies Limited	99%
8	New Zealand College of Chiropractic	98%
9	College of Law NZ	97%
10	Institute of Professional Legal Studies	97%
11	Rangi Ruru Early Childhood College	96%
12	Techtorium NZ Institute of IT Ltd	96%
13	North Shore Language School	96%
14	Palmerston North School of Design Ltd	95%
14	Peter Minturn (NZ) Goldsmith School	95%
16	Mr Barber Training Centre	95%
17	The College of Future Learning NZ Ltd	95%
18	EnterpriseMIT	93%
19	Vineyard College	93%
20	Eastwest Coll of Intercultural Studies	92%
20	<b>Toi Whakaari: NZ Drama School</b>	<b>92%</b>
22	Sir George Seymour College	92%
23	Alpha Training Centre	91%
24	Kyrewood Equestrian Centre Limited	91%

Disclaimer: The results in this report are generated from data submitted by Tertiary Education Organisations. While efforts have been made to verify the information, the Tertiary Education Commission does not attest to the accuracy or completeness of the results.

# The Performance of Tertiary Education Organisations

www.tec.govt.nz



Tertiary Education Commission  
Te Amorangi Mātauranga Matua

## Toi Whakaari: NZ Drama School

Organisation Type: Private Training Establishment

Year: 2014

Fund: Student Achievement Component

**Successful Completion of Courses**

This measure shows the proportion of courses in a given year that are successfully completed.

**Completion of Qualifications**

This measure shows the proportion of students in a given year who complete a qualification.

**Student Progression to Higher Level Study**

This measure shows the proportion of students in a given year who progress to study at a higher level after completing a qualification at levels 1 - 4.

**Students Retained in Study**

This measure shows the proportion of students in a given year that complete a qualification or re-enrol at the same tertiary education organisation in the following year.

	Median:	85%
25	Sir George Seymour College	94%
26	English Teaching College	93%
27	Airways Training Centre	92%
28	North Shore Language School	92%
29	CPS Training	92%
30	Pacific Int Hotel Management School Ltd	92%
31	Land Based Training Limited	92%
32	Harrington\Vaughan Academy of Hairdress	92%
33	Advance Training Centres	92%
34	Auckland City Training School	91%
35	Air New Zealand Aviation Institute	91%
36	Pathways Bible and Mission College	91%
37	Ministry Training College Of Nz	91%
38	NZ Inst of Electrolysis & Beauty Therapy	91%
39	Waikato Aero Club (Inc)	91%
40	The National School of Aesthetics	91%
41	Te Kura Motuhake o Te Ataarangi Inc	91%
42	South Pacific Bible College	91%
43	New Zealand Tertiary College Limited	91%
44	Vineyard College	91%
45	Vet Nurse plus Limited	91%
46	School of Business Ltd	91%
47	Aperfield Montessori Trust	91%
48	New Zealand Inst of Fashion Tech Ltd	90%

	Median:	81%
1	Vineyard College	100%
1	Waikato Aero Club (Inc)	100%
1	Whitecliffe College of Arts and Design	100%
28	New Zealand School of Education Limited	99%
29	Mr Barber Training Centre	99%
30	College of Law NZ	99%
31	New Zealand Tertiary College Limited	99%
32	Catholic Institute of Aotearoa NZ	98%
33	Institute of Professional Legal Studies	98%
34	Sir George Seymour College	98%
35	EnterpriseMIT	97%
36	Training For You Limited	97%
37	New Zealand Skydiving School Ltd	97%
38	New Zealand Management Academies	96%
39	Hungry Creek Art and Crafts School	96%
40	New Zealand School of Radio Limited	96%
41	Laidlaw College Incorporated	96%
42	North Shore International Academy (NSIA)	95%
43	Peter Minturn (NZ) Goldsmith School	95%
44	Te Wananga Takiura	94%
45	North Shore Language School	92%
46	Taranaki Educare	92%
47	ATC New Zealand	92%
48	School of Business Ltd	92%

	Median:	22%
25	Excel Ministries - Performing Arts	45%
26	Sir George Seymour College	44%
27	New Zealand Welding School	41%
28	Tipu Ora	41%
29	NZ College of Massage	39%
30	BEST Pacific Institute of Education Ltd	39%
31	Academy of Diving Trust	38%
32	SENZ Training and Employment Centre	38%
33	New Zealand Inst of Fashion Tech Ltd	37%
34	Auckland City Training School	37%
35	The Hairdressing College	36%
36	Auckland Hotel & Chefs Training School	35%
37	Te Wananga Takiura	35%
38	Servilles Academy Limited	34%
39	Advanced Training Academy Limited	33%
39	Waikato School of Hairdressing Limited	33%
41	Academy Group (NZ) Limited	33%
42	Corporate Academy Group	32%
43	Quantum Education Group ES Ltd	31%
44	National Council of YMCAs of New Zealand	30%
45	Elite Int School Of Beauty Therapy	30%
46	The Cut Above Academy Limited	30%
47	Martin-Hautus	30%
48	Harrington\Vaughan Academy of Hairdress	30%

	Median:	75%
25	Patricks School of Hairdressing Limited	90%
26	NZ Inst of Electrolysis & Beauty Therapy	90%
27	South Seas Film & Television School Ltd	90%
28	Academy of Diving Trust	90%
29	School of Business Ltd	89%
30	People Potential Limited	89%
31	International Pacific College NZ	89%
32	Land Based Training Limited	89%
33	Auckland City Training School	89%
34	Tipu Ora	88%
35	Taruna College	88%
36	Te Tari Puna Ora O Aotearoa/NZ Childcare	87%
37	Animation College New Zealand Limited	87%
38	Excel Ministries - Performing Arts	87%
39	Ashton Warner Nanny Academy	87%
40	Queenstown Resort College	87%
41	ACG Tertiary & Careers	86%
42	Hawk Enterprises Ltd	86%
44	Nelson Aviation College	86%
42	Pathways Bible and Mission College	85%
45	The Cut Above Academy Limited	85%
46	Ministry Training College Of Nz	85%
47	Faith Bible College	84%
48	Tetra Limited	84%

Disclaimer: The results in this report are generated from data submitted by Tertiary Education Organisations. While efforts have been made to verify the information, the Tertiary Education Commission does not attest to the accuracy or completeness of the results.

# The Performance of Tertiary Education Organisations

www.tec.govt.nz



Tertiary Education Commission  
Te Amorangi Mātauranga Matua

## Toi Whakaari: NZ Drama School

Organisation Type: Private Training Establishment

Year: 2014

Fund: Student Achievement Component

**Successful Completion of Courses**

This measure shows the proportion of courses in a given year that are successfully completed.

**Completion of Qualifications**

This measure shows the proportion of students in a given year who complete a qualification.

**Student Progression to Higher Level Study**

This measure shows the proportion of students in a given year who progress to study at a higher level after completing a qualification at levels 1 - 4.

**Students Retained in Study**

This measure shows the proportion of students in a given year that complete a qualification or re-enrol at the same tertiary education organisation in the following year.

		Median: 85%
49	NZ Graduate School of Education Limited	90%
50	Te Tari Puna Ora O Aotearoa/NZ Childcare	90%
51	Rangi Ruru Early Childhood College	90%
52	Ashton Warner Nanny Academy	90%
53	South Seas Film & Television School Ltd	90%
54	New Zealand Management Academies	89%
55	MSL Training Ltd	89%
56	Polyethnic Institute of Studies	89%
57	Whitecliffe College of Arts and Design	89%
58	NZ Institute of Education 2007 Limited	89%
59	Carey Baptist College	89%
60	Te Wananga Takiura	89%
61	Waikato Institute for Leisure and Sport	89%
62	Taratahi Agricultural Training Centre	88%
63	NZ College of Massage	88%
64	Nelson Technical Institute Ltd	88%
65	Tectra Limited	88%
66	Palmerston North School of Design Ltd	88%
67	Catholic Institute of Aotearoa NZ	88%
68	Air Hawke's Bay Ltd	88%
69	Praxis	88%
70	Academy of Diving Trust	88%
71	Laidlaw College Incorporated	87%
72	Animation College New Zealand Limited	87%

		Median: 81%
49	Waikato Institute for Leisure and Sport	92%
50	Land Based Training Limited	92%
51	Air New Zealand Aviation Institute	92%
52	East Auckland Performing Arts Limited	92%
53	AMS Group Training	92%
54	Tectra Limited	91%
55	The Hairdressing College	91%
56	Academy of Diving Trust	91%
57	Porse Education & Training	91%
58	Blueprint for Learning	90%
59	Evolution School of Holistic Therapies	90%
60	Wellpark College	90%
61	Queens Academic Group Limited	90%
62	Advance Training Centres	90%
63	NZ Inst of Electrolysis & Beauty Therapy	90%
64	CPS Training	89%
65	Ashton Warner Nanny Academy	89%
66	The National School of Aesthetics	89%
67	South Seas Film & Television School Ltd	89%
68	Wellcare Education Limited	88%
69	Workforce Development Limited	88%
70	Ministry Training College Of Nz	88%
71	Turanga Ararau	87%
72	Toi Whakaari: NZ Drama School	87%

		Median: 22%
49	ATC New Zealand	28%
50	Future Skills Academy Limited	28%
51	Advance Training Centres	28%
52	Tectra Limited	28%
53	Solomon Group	27%
54	New Zealand Institute of Sport	27%
55	ITTI	27%
56	NZ Institute of Education 2007 Limited	27%
57	Manaakitanga Aotearoa Charitable Trust	26%
58	Hair to Train	26%
59	Design and Arts College of NZ Ltd	26%
60	Agriculture New Zealand	25%
60	Evolution School of Holistic Therapies	25%
60	Pacific Training Institute (PTI)	25%
63	Quantum Education Group Limited	25%
64	Nelson Technical Institute Ltd	24%
64	Waikato Institute for Leisure and Sport	24%
66	Whitiireia New Zealand Limited	23%
67	Land Based Training Limited	23%
68	Crown Institute of Studies	23%
69	Onsite Education	22%
70	EDENZ Colleges Ltd	22%
71	Avonmore Tertiary Institute	21%
72	Te Kohanga Reo National Trust Board	21%

		Median: 75%
49	NZ School of Food and Wine Ltd	84%
50	HLC	84%
51	Air Hawke's Bay Ltd	84%
51	New Zealand Training Centre	84%
53	Advanced Training Academy Limited	83%
53	South Pacific Bible College	83%
55	New Zealand Tertiary College Limited	83%
56	Quantum Education Group QT Limited	83%
57	ACG Yoobee School of Design.	82%
58	Blueprint for Learning	82%
59	NZ School of Acupuncture & TCM	82%
60	Porse Education & Training	82%
61	CPS Training	82%
62	Waikato Institute for Leisure and Sport	82%
63	Sue's Computer Training Company	81%
64	NZ Graduate School of Education Limited	81%
65	Academy Group (NZ) Limited	81%
66	Skills Update Training Institute	81%
67	New Zealand Institute of Sport	81%
68	New Zealand College of Chinese Medicine	81%
69	AIS St Helens	81%
70	AMS Group Training	80%
71	Pacific Int Hotel Management School Ltd	80%
72	Good Shepherd College - Te Heparā Pai	80%

Disclaimer: The results in this report are generated from data submitted by Tertiary Education Organisations. While efforts have been made to verify the information, the Tertiary Education Commission does not attest to the accuracy or completeness of the results.



# The Performance of Tertiary Education Organisations

www.tec.govt.nz



Tertiary Education Commission  
Te Amorangi Mātauranga Matua

## Toi Whakaari: NZ Drama School

Organisation Type: Private Training Establishment

Year: 2014

Fund: Student Achievement Component

Successful Completion of Courses

This measure shows the proportion of courses in a given year that are successfully completed.

Median: 85%

73	Martin-Hautus	87%
74	Media Design School Limited	87%
75	Te Wananga Whare Tapere O Takitimu	87%
76	Porse Education & Training	87%
77	Samala Robinson Academy Ltd	86%
78	Hungry Creek Art and Crafts School	86%
79	Servilles Academy Limited	86%
80	New Zealand Institute of Sport	86%
81	AIS St Helens	86%
82	Solomon Group	86%
83	Hawk Enterprises Ltd	86%
84	Faith Bible College	86%
85	Academy Group (NZ) Limited	86%
86	Turanga Ararau	86%
87	Aromaflex Academy	85%
88	New Zealand College of Chinese Medicine	85%
89	EnterpriseMIT	85%
90	People Potential Limited	85%
91	Success Maker Education Centre	85%
92	Bethlehem Institute Limited	85%
93	Queens Academic Group Limited	85%
94	ACG Tertiary & Careers	85%
95	Design and Arts College of NZ Ltd	85%
96	Quantum Education Group Limited	85%

Completion of Qualifications

This measure shows the proportion of students in a given year who complete a qualification.

Median: 81%

73	Waikato Institute of Education	86%
74	International Travel College of NZ	86%
75	Academy Group (NZ) Limited	85%
76	Alpha Training Centre	85%
77	Vet Nurse plus Limited	84%
78	People Potential Limited	84%
79	NZ Institute of Education 2007 Limited	84%
80	EDENZ Colleges Ltd	84%
81	Polyethnic Institute of Studies	84%
82	Harrington\Vaughan Academy of Hairdress	84%
83	SAE Institute	83%
84	Queenstown Resort College	83%
85	MSL Training Ltd	83%
86	New Zealand Institute of Sport	83%
87	Avonmore Tertiary Institute	82%
88	NZ Graduate School of Education Limited	82%
89	Servilles Academy Limited	82%
90	Solomon Group	82%
91	NZ School of Outdoor Studies Limited	82%
92	South Pacific College of Natural Medicin	81%
93	Bethlehem Institute Limited	81%
94	Auckland City Training School	81%
95	Netcor Campus (NZ Education & Tourism)	80%
96	Premier Hairdressing Academy	80%

Student Progression to Higher Level Study

This measure shows the proportion of students in a given year who progress to study at a higher level after completing a qualification at levels 1 - 4.

Median: 22%

73	Cornerstone Education	20%
74	People Potential Limited	19%
75	Training For You Limited	19%
76	AIS St Helens	19%
76	Blueprint for Learning	19%
78	Quantum Education Group QT Limited	19%
79	Taratahi Agricultural Training Centre	18%
80	Elliott Hairdressing Training Centre Ltd	18%
81	Workforce Development Limited	18%
82	Vineyard College	18%
83	English Teaching College	17%
84	EastBay Rural Education Activities Inc.	17%
84	KAAT Trust	17%
84	Lotus Holistic Centre	17%
84	The College of Future Learning NZ Ltd	17%
88	Samala Robinson Academy Ltd	17%
89	DAS International Academy	16%
90	Patrick's School of Hairdressing Limited	16%
91	The Hairdressing Academy & Col of Beauty	14%
92	International College of Camille	14%
93	The Professional Bar & Restaurant School	14%
94	Netcor Campus (NZ Education & Tourism)	12%
95	Alphacrucis International College	11%
96	Polyethnic Institute of Studies	11%

Students Retained in Study

This measure shows the proportion of students in a given year that complete a qualification or re-enrol at the same tertiary education organisation in the following year.

Median: 75%

72	Trinity Methodist Theological College	80%
74	Skills 4 Work Incorporated	80%
75	Media Design School Limited	80%
76	Waikato School of Hairdressing Limited	80%
77	MSL Training Ltd	80%
78	New Zealand Inst of Fashion Tech Ltd	80%
79	Bethlehem Institute Limited	80%
80	NZ College of Massage	79%
81	International Aviation Academy of NZ Ltd	79%
81	The National School of Aesthetics	79%
83	Harrington\Vaughan Academy of Hairdress	79%
84	Servilles Academy Limited	78%
85	South Pacific College of Natural Medicin	78%
86	Aronui Technical Training Centre	78%
87	NZ Institute of Education 2007 Limited	78%
88	Premier Hairdressing Academy	77%
89	Corporate Academy Group	77%
90	East Auckland Performing Arts Limited	77%
90	Praxis	77%
92	Laidlaw College Incorporated	77%
93	Auckland Hotel & Chefs Training School	77%
94	Agriculture New Zealand	76%
95	New Zealand Skydiving School Ltd	76%
96	Te Kura Motuhake o Te Ataarangi Inc	76%

Disclaimer: The results in this report are generated from data submitted by Tertiary Education Organisations. While efforts have been made to verify the information, the Tertiary Education Commission does not attest to the accuracy or completeness of the results.

# The Performance of Tertiary Education Organisations

www.tec.govt.nz



Tertiary Education Commission  
Te Amorangi Mātauranga Matua

## Toi Whakaari: NZ Drama School

Organisation Type: Private Training Establishment

Year: 2014

Fund: Student Achievement Component

**Successful Completion of Courses**

This measure shows the proportion of courses in a given year that are successfully completed.

Median: 85%

97	Quantum Education Group QT Limited	84%
98	New Zealand School of Education Limited	84%
99	The Cut Above Academy Limited	84%
100	Ardmore Flying School	84%
101	Tipu Ora	84%
102	The College of Future Learning NZ Ltd	84%
103	AMS Group Training	84%
104	Taruna College	84%
105	International Aviation Academy of NZ Ltd	84%
106	Crown Institute of Studies	84%
107	North Shore International Academy (NSIA)	83%
108	Waikato Institute of Education	83%
109	Onsite Education	83%
110	Premier Hairdressing Academy	83%
111	Construction Trade Training Unit	83%
112	Sue's Computer Training Company	82%
113	Quantum Education Group ES Ltd	82%
114	The Learning Connexion Limited	82%
115	HLC	82%
116	International Travel College of NZ	82%
117	South Pacific College of Natural Medicin	82%
118	HFT Limited	82%
119	Skills 4 Work Incorporated	82%
120	East Auckland Performing Arts Limited	82%

**Completion of Qualifications**

This measure shows the proportion of students in a given year who complete a qualification.

Median: 81%

97	Nelson Technical Institute Ltd	80%
98	ACG Tertiary & Careers	79%
99	The Cut Above Academy Limited	79%
100	Faith Bible College	78%
101	Tipu Ora	78%
102	HLC	78%
103	Taruna College	78%
104	NZ School of Food and Wine Ltd	78%
105	Design and Arts College of NZ Ltd	77%
106	Agriculture New Zealand	77%
107	G & H Training	76%
108	New Zealand Inst of Fashion Tech Ltd	76%
109	Sue's Computer Training Company	76%
110	The Professional Bar & Restaurant School	76%
111	ACG Yoobee School of Design.	76%
112	International College of Camille	75%
113	ITTI	75%
114	Onsite Education	75%
115	Excel Ministries - Performing Arts	74%
116	The College of Future Learning NZ Ltd	74%
117	Nelson Aviation College	73%
118	Fairview Educational Services Limited	73%
119	Martin-Hautus	73%
120	NZ School of Acupuncture & TCM	72%

**Student Progression to Higher Level Study**

This measure shows the proportion of students in a given year who progress to study at a higher level after completing a qualification at levels 1 - 4.

Median: 22%

97	Porse Education & Training	10%
98	Te Ata Hou Trust	10%
99	Air New Zealand Aviation Institute	10%
100	HLC	10%
101	Agribusiness Training Limited	9%
102	Rapu Ki Rua Institute	9%
103	North Shore Language School	8%
104	National College of Security Personnel	8%
105	Aronui Technical Training Centre	7%
106	EnterpriseMIT	7%
107	NZ Inst of Electrolysis & Beauty Therapy	7%
108	New Zealand School of Radio Limited	7%
109	Alpha Training Centre	6%
110	Premier Hairdressing Academy	6%
111	Fairview Educational Services Limited	6%
111	Travel Careers & Training Limited	6%
113	Community Colleges New Zealand Ltd	6%
114	School of Business Ltd	5%
115	Mara Marketing Limited	4%
116	Ag Challenge Limited	4%
117	Wellcare Education Limited	4%
118	AMS Group Training	3%
119	Mr Barber Training Centre	3%
120	Taruna College	2%

**Students Retained in Study**

This measure shows the proportion of students in a given year that complete a qualification or re-enrol at the same tertiary education organisation in the following year.

Median: 75%

97	The Hairdressing College	76%
98	Air New Zealand Aviation Institute	76%
99	Te Wananga Takiura	76%
100	ITTI	76%
101	Whitecliffe College of Arts and Design	76%
102	International College of Camille	76%
103	Airways Training Centre	75%
103	Anamata PTE - Whakatane	75%
103	CTC Aviation Training (NZ) Limited	75%
103	ICL Business School	75%
103	Maata Waka Enterprises	75%
103	Netcor Campus (NZ Education & Tourism)	75%
109	Turanga Ararau	75%
110	Polyethnic Institute of Studies	75%
111	Wellpark College	74%
112	Quantum Education Group Limited	74%
113	Southern Wings Limited	74%
114	Hillary Outdoors Education Centres	74%
115	International Travel College of NZ	74%
116	Training For You Limited	73%
117	Evolution School of Holistic Therapies	73%
118	Elite Int School Of Beauty Therapy	73%
119	Te Roopu A Iwi o Te Arawa	73%
120	Advance Training Centres	73%

Disclaimer: The results in this report are generated from data submitted by Tertiary Education Organisations. While efforts have been made to verify the information, the Tertiary Education Commission does not attest to the accuracy or completeness of the results.

# The Performance of Tertiary Education Organisations

www.tec.govt.nz



Tertiary Education Commission  
Te Amorangi Mātauranga Matua

## Toi Whakaari: NZ Drama School

Organisation Type: Private Training Establishment

Year: 2014

Fund: Student Achievement Component

Successful Completion of Courses

This measure shows the proportion of courses in a given year that are successfully completed.

Median: 85%

121	International College of Camille	82%
122	Lifeway College	81%
123	Bay of Plenty College of Homeopathy Ltd	81%
124	Maata Waka Enterprises	81%
125	Queenstown Resort College	81%
126	Skills Update Training Institute	81%
127	SAE Institute	81%
128	Netcor Campus (NZ Education & Tourism)	81%
129	New Zealand Playcentre Federation Inc	80%
130	Fairview Educational Services Limited	80%
131	Agribusiness Training Limited	80%
132	Royal Business College Limited	80%
133	Wellcare Education Limited	80%
134	International Pacific College NZ	80%
135	The Hairdressing Academy & Col of Beauty	80%
136	ICL Business School	80%
137	Wellpark College	80%
138	ATC New Zealand	79%
139	Southern Wings Limited	79%
140	Training For You Limited	79%
141	Workforce Development Limited	78%
142	Agriculture New Zealand	78%
143	NZ School of Food and Wine Ltd	78%
144	EDENZ Colleges Ltd	78%

Completion of Qualifications

This measure shows the proportion of students in a given year who complete a qualification.

Median: 81%

121	Quantum Education Group Limited	72%
122	Target Education	72%
123	Animation College New Zealand Limited	72%
124	Hair to Train	72%
125	International Pacific College NZ	72%
126	Agribusiness Training Limited	71%
127	Samala Robinson Academy Ltd	71%
128	HFT Limited	70%
129	Waikato School of Hairdressing Limited	70%
130	Carey Baptist College	70%
131	Te Kohanga Reo National Trust Board	70%
132	Aronui Technical Training Centre	69%
133	Taratahi Agricultural Training Centre	69%
134	Auckland Hotel & Chefs Training School	68%
135	Cornerstone Education	67%
136	BEST Pacific Institute of Education Ltd	67%
137	Elliott Hairdressing Training Centre Ltd	67%
138	The Hairdressing Academy & Col of Beauty	67%
139	Elite Int School Of Beauty Therapy	67%
140	Corporate Academy Group	67%
141	Lifeway College	65%
142	New Zealand Welding School	65%
143	International Aviation Academy of NZ Ltd	65%
144	Crown Institute of Studies	65%

Student Progression to Higher Level Study

This measure shows the proportion of students in a given year who progress to study at a higher level after completing a qualification at levels 1 - 4.

Median: 22%

121	G & H Training	2%
122	Safety N Action Limited	2%
123	Construction Trade Training Unit	1%
124	Alphacrucis Limited	0%
124	Aromaflex Academy	0%
124	Ashton Warner Nanny Academy	0%
124	Kyrewood Equestrian Centre Limited	0%
124	New Zealand College of Chinese Medicine	0%
124	NZ School of Food and Wine Ltd	0%
124	Sue's Computer Training Company	0%
124	Target Education	0%
124	Te Kura Motuhake o Te Ataarangi Inc	0%
124	Te Rooapu A Iwi o Te Arawa	0%
124	The National School of Aesthetics	0%
124	Trade Education Limited	0%
124	Waikato Institute of Education	0%

Students Retained in Study

This measure shows the proportion of students in a given year that complete a qualification or re-enrol at the same tertiary education organisation in the following year.

Median: 75%

121	ATC New Zealand	73%
122	Vet Nurse plus Limited	72%
123	EastBay Rural Education Activities Inc.	72%
124	Martin-Hautus	72%
125	Avonmore Tertiary Institute	72%
126	New Zealand School of Education Limited	72%
127	Design and Arts College of NZ Ltd	71%
127	Fairview Educational Services Limited	71%
129	Solomon Group	71%
130	Hair to Train	70%
131	New Zealand Management Academies	70%
132	Onsite Education	70%
133	SAE Institute	69%
134	The Learning Connexion Limited	69%
135	Workforce Development Limited	69%
136	Aperfield Montessori Trust	69%
136	North Shore International Academy (NSIA)	69%
138	Queens Academic Group Limited	68%
139	Cornerstone Education	68%
140	Nelson Technical Institute Ltd	68%
141	Hungry Creek Art and Crafts School	68%
141	Waikato Institute of Education	68%
143	New Zealand Welding School	68%
144	Safety N Action Limited	67%

Disclaimer: The results in this report are generated from data submitted by Tertiary Education Organisations. While efforts have been made to verify the information, the Tertiary Education Commission does not attest to the accuracy or completeness of the results.



# The Performance of Tertiary Education Organisations

www.tec.govt.nz



Tertiary Education Commission  
Te Amorangi Mātauranga Matua

## Toi Whakaari: NZ Drama School

Organisation Type: Private Training Establishment

Year: 2014

Fund: Student Achievement Component

**Successful Completion of Courses**

This measure shows the proportion of courses in a given year that are successfully completed.

Median: 85%

145	DAS International Academy	78%
146	National College of Security Personnel	78%
147	Naturopathic College of New Zealand	78%
148	Lotus Holistic Centre	77%
149	Cornerstone Education	77%
150	Trade Education Limited	77%
151	Target Education	77%
152	Whitireia New Zealand Limited	77%
153	Alphacrucis International College	77%
154	G & H Training	76%
155	Avonmore Tertiary Institute	76%
156	Hair to Train	76%
157	Te Kohanga Reo National Trust Board	76%
158	BEST Pacific Institute of Education Ltd	76%
159	Elite Int School Of Beauty Therapy	75%
160	New Zealand Welding School	75%
161	Elliott Hairdressing Training Centre Ltd	75%
162	ACG Yoobee School of Design.	75%
163	ITTI	75%
164	The Hairdressing College	75%
165	Excel Ministries - Performing Arts	74%
166	Literacy Aotearoa	74%
167	Waikato School of Hairdressing Limited	73%
168	The Professional Bar & Restaurant School	73%

**Completion of Qualifications**

This measure shows the proportion of students in a given year who complete a qualification.

Median: 81%

145	Aperfield Montessori Trust	64%
146	Ag Challenge Limited	63%
147	Royal Business College Limited	63%
148	Media Design School Limited	63%
149	EastBay Rural Education Activities Inc.	61%
150	Pacific Training Institute (PTI)	61%
151	Naturopathic College of New Zealand	60%
152	DAS International Academy	60%
153	Whitireia New Zealand Limited	59%
154	Bay of Plenty College of Homeopathy Ltd	59%
155	Te Wananga Whare Tapere O Takitimu	58%
156	NZ College of Early Childhood Education	57%
157	Lotus Holistic Centre	56%
158	Patricks School of Hairdressing Limited	55%
159	SENZ Training and Employment Centre	55%
160	Te Kura Motuhake o Te Ataarangi Inc	55%
160	Te Roopu A Iwi o Te Arawa	55%
162	Future Skills Academy Limited	54%
163	New Zealand Training Centre	53%
164	VETEL	50%
165	National College of Security Personnel	50%
166	Quantum Education Group ES Ltd	50%
167	Success Maker Education Centre	48%
168	Alphacrucis International College	47%

**Student Progression to Higher Level Study**

This measure shows the proportion of students in a given year who progress to study at a higher level after completing a qualification at levels 1 - 4.

Median: 22%

**Students Retained in Study**

This measure shows the proportion of students in a given year that complete a qualification or re-enrol at the same tertiary education organisation in the following year.

Median: 75%

145	Ag Challenge Limited	67%
146	G & H Training	67%
147	The Hairdressing Academy & Col of Beauty	67%
148	Construction Trade Training Unit	66%
149	Agribusiness Training Limited	66%
150	Wellcare Education Limited	66%
151	Alphacrucis International College	66%
152	Carey Baptist College	66%
153	Raffles College of Design and Commerce	66%
154	VETEL	65%
155	Gestalt Institute of NZ	65%
156	Crown Institute of Studies	65%
157	Future Skills Academy Limited	65%
158	Bay of Plenty College of Homeopathy Ltd	65%
159	Lotus Holistic Centre	64%
160	Ardmore Flying School	63%
161	Te Kohanga Reo National Trust Board	63%
162	Whitireia New Zealand Limited	63%
163	Samala Robinson Academy Ltd	63%
164	Lifeway College	62%
165	SENZ Training and Employment Centre	61%
166	NZ College of Early Childhood Education	60%
167	DAS International Academy	59%
168	Mara Marketing Limited	58%

Disclaimer: The results in this report are generated from data submitted by Tertiary Education Organisations. While efforts have been made to verify the information, the Tertiary Education Commission does not attest to the accuracy or completeness of the results.

# The Performance of Tertiary Education Organisations

www.tec.govt.nz



Tertiary Education Commission  
Te Amorangi Mātauranga Matua

## Toi Whakaari: NZ Drama School

Organisation Type: **Private Training Establishment**

Year: **2014**

Fund: **Student Achievement Component**

**Successful Completion of Courses**

This measure shows the proportion of courses in a given year that are successfully completed.

Median: 85%

169	Patrick's School of Hairdressing Limited	73%
170	Corporate Academy Group	72%
171	Ag Challenge Limited	72%
172	Auckland Hotel & Chefs Training School	71%
173	Aronui Technical Training Centre	71%
174	Anamata PTE - Whakatane	70%
175	Te Roopu A Iwi o Te Arawa	70%
176	NZ College of Early Childhood Education	69%
177	Future Skills Academy Limited	66%
178	Hillary Outdoors Education Centres	65%
179	Pacific Training Institute (PTI)	64%
180	VETEL	61%
181	EastBay Rural Education Activities Inc.	57%
182	SENZ Training and Employment Centre	55%
183	Manaakitanga Aotearoa Charitable Trust	47%
184	Te Ata Hou Trust	41%
185	Mara Marketing Limited	38%
186	National Council of YMCAs of New Zealand	32%
187	Computer Power (NZ) Ltd (Spherion)	4%
188	Action Adventure	0%
188	Advanced Training Academy Limited	0%
188	KAAT Trust	0%

**Completion of Qualifications**

This measure shows the proportion of students in a given year who complete a qualification.

Median: 81%

169	Skills Update Training Institute	47%
170	Air Hawke's Bay Ltd	47%
171	Safety N Action Limited	45%
172	ICL Business School	43%
173	Anamata PTE - Whakatane	40%
174	Literacy Aotearoa	40%
175	Hawk Enterprises Ltd	39%
176	Construction Trade Training Unit	38%
177	Manaakitanga Aotearoa Charitable Trust	34%
178	Kyrewood Equestrian Centre Limited	25%
179	Hillary Outdoors Education Centres	23%
180	National Council of YMCAs of New Zealand	21%
181	Ardmore Flying School	20%
182	Mara Marketing Limited	14%
183	Action Adventure	
183	Advanced Training Academy Limited	
183	Computer Power (NZ) Ltd (Spherion)	
183	KAAT Trust	
183	New Zealand Playcentre Federation Inc	
183	Pathways Bible and Mission College	
183	Te Ata Hou Trust	
183	Trade Education Limited	

**Student Progression to Higher Level Study**

This measure shows the proportion of students in a given year who progress to study at a higher level after completing a qualification at levels 1 - 4.

Median: 22%

**Students Retained in Study**

This measure shows the proportion of students in a given year that complete a qualification or re-enrol at the same tertiary education organisation in the following year.

Median: 75%

169	Taratahi Agricultural Training Centre	58%
170	HFT Limited	57%
171	Catholic Institute of Aotearoa NZ	57%
172	Te Wananga Whare Tapere O Takitimu	57%
173	Quantum Education Group ES Ltd	55%
174	Elliott Hairdressing Training Centre Ltd	55%
175	Aromaflex Academy	55%
176	Community Colleges New Zealand Ltd	54%
177	The Professional Bar & Restaurant School	54%
178	National College of Security Personnel	52%
179	Trade Education Limited	47%
180	English Teaching College	46%
181	Te Ata Hou Trust	45%
182	Action Adventure	45%
183	KAAT Trust	44%
184	Target Education	43%
185	Naturopathic College of New Zealand	43%
186	National Council of YMCAs of New Zealand	42%
187	Pacific Training Institute (PTI)	40%
188	BEST Pacific Institute of Education Ltd	39%
189	Literacy Aotearoa	39%
190	Success Maker Education Centre	38%
191	Alphacrusis Limited	30%
192	Waikato Aero Club (Inc)	21%

Disclaimer: The results in this report are generated from data submitted by Tertiary Education Organisations. While efforts have been made to verify the information, the Tertiary Education Commission does not attest to the accuracy or completeness of the results.



## Toi Whakaari: NZ Drama School

Organisation Type: **Private Training Establishment**

Year: **2014**

Fund: **Student Achievement Component**

### Successful Completion of Courses

This measure shows the proportion of courses in a given year that are successfully completed.

Median: 85%

### Completion of Qualifications

This measure shows the proportion of students in a given year who complete a qualification.

Median: 81%

### Student Progression to Higher Level Study

This measure shows the proportion of students in a given year who progress to study at a higher level after completing a qualification at levels 1 - 4.

Median: 22%

### Students Retained in Study

This measure shows the proportion of students in a given year that complete a qualification or re-enrol at the same tertiary education organisation in the following year.

Median: 75%

193	New Zealand Playcentre Federation Inc	18%
194	Travel Careers & Training Limited	6%
195	AMES Training and Resource Centre Ltd	0%
195	Computer Power (NZ) Ltd (Spherion)	0%
195	Ecumenical Board of Theological Studies	0%
195	Ellipse Institute	0%
195	Mahurangi Technical Institute	0%
195	Metro Training Services (MTS)	0%
195	Plant & Food Research	0%
195	Te Kotahitanga Training	0%
195	The Film School	0%
195	The NZ School of Travel & Tourism	0%

Disclaimer: The results in this report are generated from data submitted by Tertiary Education Organisations. While efforts have been made to verify the information, the Tertiary Education Commission does not attest to the accuracy or completeness of the results.