



## All Private Training Establishments

Year: 2009



### Successful Completion of Courses

|           |     |
|-----------|-----|
| Level 1-2 | * % |
| Level 3-4 | 69% |
| Level 5-6 | 73% |
| Level 7-8 | 84% |

\*Information not available at this level

This measure shows the proportion of courses in a given year that are successfully completed.



### Completion of Qualifications

|            |     |
|------------|-----|
| Level 1-2  | * % |
| Level 3-4  | 65% |
| Level 5-6  | 69% |
| Level 7-8  | 91% |
| Level 9-10 | 95% |

\*Information not available at this level

This measure shows the proportion of students in a given year who complete a qualification.



### Student Progression to Higher Level Study

|         |     |
|---------|-----|
| Level 1 | * % |
| Level 2 | * % |
| Level 3 | 30% |
| Level 4 | 21% |

\*Information not available at this level

This measure shows the proportion of students in a given year who progress to study at a higher level after completing a qualification at levels 1-4.



### Students Retained in Study

|            |     |
|------------|-----|
| Level 1-2  | * % |
| Level 3-4  | 52% |
| Level 5-6  | 68% |
| Level 7-8  | 73% |
| Level 9-10 | 73% |

\*Information not available at this level

This measure shows the proportion of students in a given year who complete a qualification or re-enrol at the same tertiary education organisation in the following year.

### About Private Training Establishments

The TEC funds 199 individual Private Training Establishments through its Student Achievement Component fund. These organisations range in size from those receiving funding for fewer than 20 to those receiving funding for over 1,500 equivalent full-time student places. The details in this document are only about Student Achievement Component funded provision.

In many cases, Private Training Establishments also receive other TEC or Government funding. This, along with the differences in size means that meaningful comparison between Private Training Establishments can be difficult.

The type of students at a specific Private Training Establishment will influence its performance as well as the quality of the provision. For example, part-time and extra-mural students often have work or family commitments and cannot devote as much time and energy to their studies. They may also have different study goals.

### Government expectations of Private Training Establishments

The Government expects Private Training Establishments to:

- Enable students to complete high-quality qualifications that lead to employment or higher-level education
- Deliver tailored learning opportunities, such as marae and iwi-based provision and Pasifika learning environments
- Provide specialised qualifications and training

#### Tertiary Education Strategy

The Tertiary Education Strategy calls for better performance from the tertiary education sector as well as raising achievement for all learners under 25, and for Māori and Pacific learners.

### Context

Number of students in total: 47,715

Number of equivalent full-time student places: 27,878


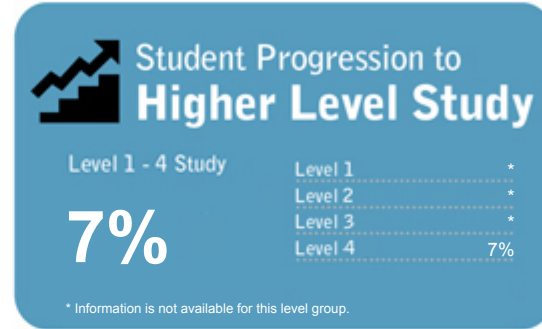
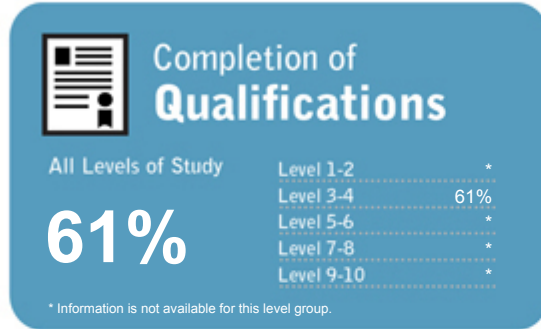
| Student ethnicity* | Level of study    |
|--------------------|-------------------|
| European           | 52% Level 1-2 0%  |
| Māori              | 26% Level 3-4 58% |
| Pacific            | 17% Level 5-6 28% |
| Asian              | 11% Level 7-8 11% |
| Other              | 4% Level 9-10 1%  |

\*Total may exceed 100% as some students identify with more than one ethnicity.



## G and H Training Limited

Organisation Type: Private Training Establishment  
Year: 2009



This measure shows the proportion of courses in a given year that are successfully completed.

This measure shows the proportion of students in a given year who complete a qualification.

This measure shows the proportion of students in a given year who progress to study at a higher level after completing a qualification at levels 1 - 4.

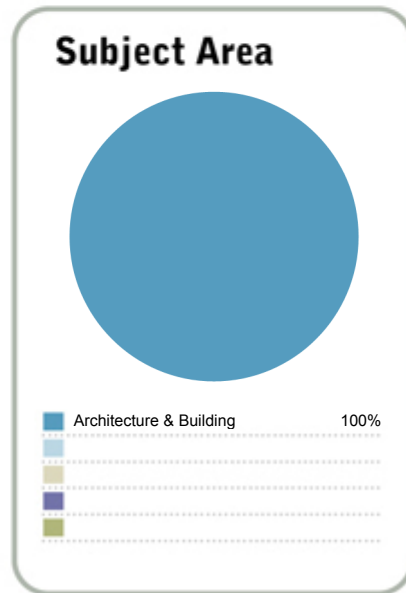
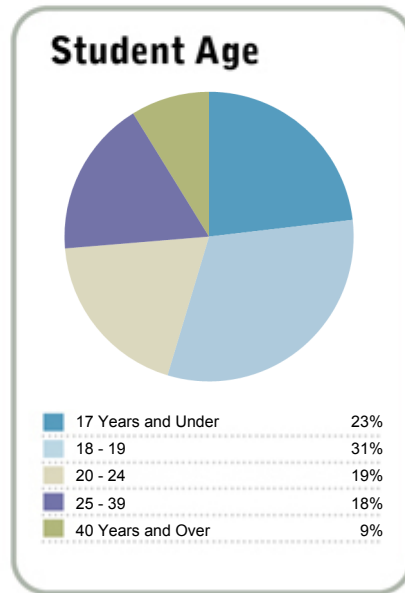
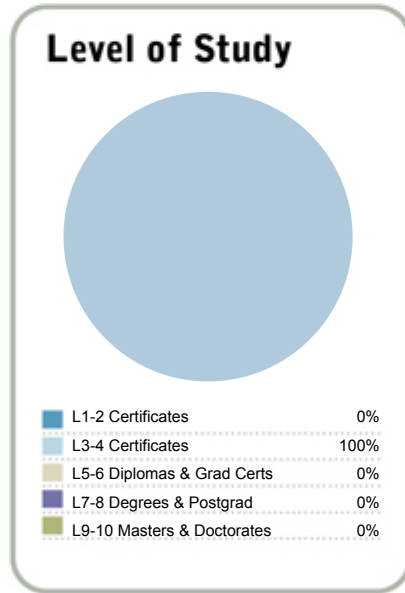
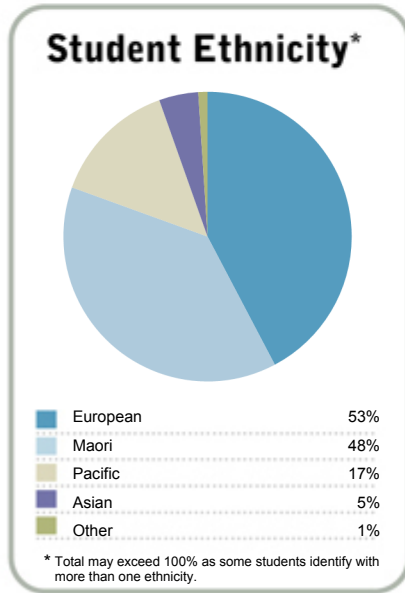
This measure shows the proportion of students in a given year that complete a qualification or re-enrol at the same tertiary education organisation in the following year.

### Context

EFTS\*: 202  
Students: 370

Further information about student characteristics may be available on the organisation's website.

\* Number of equivalent full time students.



### Contacts

PO Box 3378  
Onekawa  
Napier 4110  
New Zealand  
06 843 8664



## G and H Training Limited

Organisation Type: Private Training Establishment  
Year: 2009



Successful Completion of Courses



Completion of Qualifications



Student Progression to Higher Level Study



Students Retained in Study

This measure shows the proportion of courses in a given year that are successfully completed.

Median: 74%

This measure shows the proportion of students in a given year who complete a qualification.

Median: 71%

This measure shows the proportion of students in a given year who progress to study at a higher level after completing a qualification at levels 1 - 4.

Median: 20%

This measure shows the proportion of students in a given year that complete a qualification or re-enrol at the same tertiary education organisation in the following year.

Median: 66%

|    |  |      |
|----|--|------|
| 1  | EDENZ Colleges Ltd                       | 100% |
| 1  | Manaakitanga Aotearoa Charitable Trust   | 100% |
| 5  | South Pacific Bible College              | 99%  |
| 6  | Land Based Training Ltd                  | 98%  |
| 7  | Tipu Ora Charitable Trust                | 98%  |
| 8  | College of Law New Zealand Limited       | 98%  |
| 9  | Eastwest College of Intercultural Studie | 97%  |
| 10 | Peter Minturn Goldsmith School Limited   | 97%  |
| 11 | New Zealand College of Chiropractic      | 97%  |
| 12 | NZ Training Centre                       | 97%  |
| 13 | NZ School of Outdoor Studies Limited     | 96%  |
| 14 | The New Zealand Film & Television School | 95%  |
| 15 | Occupational Safety Management (NZ) Ltd  | 95%  |
| 16 | South Seas Film and Television School    | 94%  |
| 17 | Rangi Ruru Early Childhood College       | 93%  |
| 18 | Blueprint Centre For Learning            | 93%  |
| 19 | Air New Zealand Ltd (People Devt & Trng) | 92%  |
| 20 | Mr Barber Ltd                            | 92%  |
| 21 | NZ Inst of Electrolysis & Beauty Therapy | 92%  |
| 22 | ACTS Auckland City Training School       | 92%  |
| 23 | Good Shepherd College - Te Heparā Pai    | 92%  |

|    |  |      |
|----|--|------|
| 1  | Action Adventure                         | 100% |
| 1  | Agribusiness Training Limited            | 100% |
| 1  | Air New Zealand Ltd (People Devt & Trng) | 100% |
| 1  | AMES Training & Resource Centre Limited  | 100% |
| 1  | Ardmore Flying School Ltd                | 100% |
| 1  | Carey Baptist College                    | 100% |
| 1  | EDENZ Colleges Ltd                       | 100% |
| 1  | Horowhenua Learning Centre               | 100% |
| 1  | Land Based Training Ltd                  | 100% |
| 1  | Mahurangi Technical Institute            | 100% |
| 1  | NZ College of Early Childhood Education  | 100% |
| 1  | NZ School of Acupuncture & TCM           | 100% |
| 1  | Pacific Intl Hotel Mgmt School           | 100% |
| 1  | South Pacific Bible College              | 100% |
| 1  | Taranaki Educare Training Trust          | 100% |
| 1  | The Learning Connexion Ltd               | 100% |
| 1  | Trade Education                          | 100% |
| 1  | Trinity Methodist Theological College    | 100% |
| 1  | Whitecliffe College of Arts and Design   | 100% |
| 21 | AIS St Helens                            | 99%  |
| 22 | Pathways College of Bible & Mission      | 99%  |

|    |   |      |
|----|---|------|
| 1  | Pacific Training Institute              | 100% |
| 1  | Peter Minturn Goldsmith School Limited  | 100% |
| 3  | AMES Training & Resource Centre Limited | 85%  |
| 4  | Manaakitanga Aotearoa Charitable Trust  | 83%  |
| 5  | Hungry Creek Art And Crafts School      | 73%  |
| 6  | Natcoll Design Technology               | 71%  |
| 7  | Whitecliffe College of Arts and Design  | 69%  |
| 8  | Hair to Train                           | 67%  |
| 8  | Palmerston North School of Design       | 67%  |
| 10 | Alphacrucis Limited                     | 66%  |
| 11 | New Zealand Tertiary College            | 65%  |
| 12 | Learning Post Limited                   | 62%  |
| 13 | Martin-Hautus Pacific Peoples Inst      | 60%  |
| 14 | Taranaki Educare Training Trust         | 57%  |
| 15 | Te Wananga Takiura                      | 56%  |
| 16 | International Travel College of NZ      | 53%  |
| 17 | Sir George Seymour College              | 50%  |
| 18 | AIS St Helens                           | 50%  |
| 18 | Laidlaw College                         | 50%  |
| 18 | Te Kura Motuhake O Te Ataarangi         | 50%  |
| 21 | Fairview Educational Services Limited   | 47%  |

|    |  |      |
|----|--|------|
| 1  | Manaakitanga Aotearoa Charitable Trust   | 100% |
| 1  | RuralTec Ltd                             | 100% |
| 1  | Taranaki Educare Training Trust          | 100% |
| 5  | Trade Education                          | 97%  |
| 6  | The New Zealand Film & Television School | 96%  |
| 7  | Elliott Hairdressing Training Centre     | 96%  |
| 8  | Peter Minturn Goldsmith School Limited   | 95%  |
| 9  | Air New Zealand Ltd (People Devt & Trng) | 94%  |
| 10 | EDENZ Colleges Ltd                       | 94%  |
| 11 | Faith Bible College                      | 93%  |
| 12 | Excel Ministries Schl of Performing Arts | 92%  |
| 13 | South Pacific Bible College              | 92%  |
| 14 | The New Zealand School of Radio          | 91%  |
| 15 | South Seas Film and Television School    | 91%  |
| 16 | Wellington School of Beauty 2005 Ltd     | 90%  |
| 17 | New Zealand College of Chiropractic      | 90%  |
| 18 | Computer Power Institute                 | 89%  |
| 19 | Te Kura Motuhake O Te Ataarangi          | 88%  |
| 20 | Sir Edmund Hillary Outdoor Pursuits      | 88%  |
| 21 | Blueprint Centre For Learning            | 87%  |
| 22 | College of Law New Zealand Limited       | 87%  |

How to read the graphs:



Disclaimer: The results in this report are generated from data submitted by Tertiary Education Organisations. While efforts have been made to verify the information, the Tertiary Education Commission does not attest to the accuracy or completeness of the results.



## G and H Training Limited

Organisation Type: Private Training Establishment  
Year: 2009



### Successful Completion of Courses



### Completion of Qualifications



### Student Progression to Higher Level Study



### Students Retained in Study

This measure shows the proportion of courses in a given year that are successfully completed.

This measure shows the proportion of students in a given year who complete a qualification.

This measure shows the proportion of students in a given year who progress to study at a higher level after completing a qualification at levels 1 - 4.

This measure shows the proportion of students in a given year that complete a qualification or re-enrol at the same tertiary education organisation in the following year.

Median: 74%

Median: 71%

Median: 20%

Median: 66%

|    |   |     |
|----|---|-----|
| 24 | New Zealand College of Chinese Medicine | 91% |
| 25 | Pacific Intl Hotel Mgmt School          | 91% |
| 26 | New Zealand Institute of Education 2007 | 91% |
| 27 | Te Ata Hou Trust                        | 90% |
| 28 | Kyewood Equestrian Centre               | 90% |
| 29 | Sir Edmund Hillary Outdoor Pursuits     | 90% |
| 30 | Carey Baptist College                   | 90% |
| 31 | Advance Training Centres Limited        | 90% |
| 32 | Travel Careers and Training Limited     | 89% |
| 33 | Alpha Training and Development Centre   | 89% |
| 34 | Mahurangi Technical Institute           | 89% |
| 35 | Airways Training Centre                 | 88% |
| 36 | ACE Training Limited                    | 88% |
| 37 | Ellipse Institute                       | 88% |
| 38 | WellCare Education Ltd                  | 88% |
| 39 | The New Zealand School of Radio         | 88% |
| 40 | New Zealand Tertiary College            | 87% |
| 41 | Design and Arts College of New Zealand  | 87% |
| 42 | Sir George Seymour College              | 87% |
| 43 | Whitecliffe College of Arts and Design  | 86% |
| 44 | National School of Aesthetics           | 86% |

|    |  |     |
|----|--|-----|
| 23 | Manaakitanga Aotearoa Charitable Trust   | 98% |
| 24 | Mr Barber Ltd                            | 98% |
| 25 | The New Zealand Film & Television School | 98% |
| 26 | NZ Inst of Electrolysis & Beauty Therapy | 96% |
| 27 | RuralTec Ltd                             | 95% |
| 28 | Nelson Technical Institute Ltd           | 94% |
| 29 | New Zealand School of Education Limited  | 94% |
| 30 | Design and Arts College of New Zealand   | 94% |
| 31 | Corporate Academy Group                  | 93% |
| 32 | Blueprint Centre For Learning            | 93% |
| 33 | Lifeway College                          | 93% |
| 34 | Kyewood Equestrian Centre                | 93% |
| 35 | Eastwest College of Intercultural Studie | 92% |
| 36 | ACTS Auckland City Training School       | 92% |
| 37 | New Zealand Radio Training School        | 92% |
| 38 | Phlair International College             | 91% |
| 39 | South Seas Film and Television School    | 91% |
| 40 | International Pacific College            | 90% |
| 41 | WellCare Education Ltd                   | 89% |
| 42 | Faith Bible College                      | 89% |
| 43 | Elliott Hairdressing Training Centre     | 89% |

|    |  |     |
|----|--|-----|
| 22 | Design and Arts College of New Zealand   | 44% |
| 24 | ATC New Zealand                          | 42% |
| 25 | Rapu Ki Rua Institute                    | 42% |
| 26 | Academy of Diving Trust                  | 42% |
| 27 | Ministry Training College of NZ          | 41% |
| 28 | BEST Pacific Institute of Education      | 40% |
| 29 | Mara Marketing Ltd                       | 40% |
| 30 | New Zealand Welding School               | 39% |
| 31 | Servilles Academy of Hairdressing        | 39% |
| 32 | NZ Institute of Sport                    | 38% |
| 33 | Agriculture New Zealand                  | 38% |
| 34 | Cut Above Academy                        | 36% |
| 35 | Turanga Ararau                           | 34% |
| 36 | New Zealand Management Academies Ltd     | 34% |
| 37 | Workforce Development Limited            | 34% |
| 38 | Advance Training Centres Limited         | 33% |
| 38 | Education & Training Consultants         | 33% |
| 38 | The Professional Bar & Restaurant School | 33% |
| 42 | Academy New Zealand - Group              | 33% |
| 43 | Waikato School of Hairdressing Limited   | 32% |
| 44 | Training For You Ltd                     | 31% |

|    |   |     |
|----|---|-----|
| 23 | Pacific Intl Hotel Mgmt School          | 86% |
| 25 | Sir George Seymour College              | 86% |
| 26 | Corporate Academy Group                 | 86% |
| 27 | The Hairdressing College                | 85% |
| 28 | AMES Training & Resource Centre Limited | 85% |
| 29 | Samala Robinson Academy                 | 85% |
| 30 | Wellington Nannies College Limited      | 85% |
| 31 | New Zealand College of Chinese Medicine | 85% |
| 32 | Rangi Ruru Early Childhood College      | 85% |
| 33 | Natcol Design Technology                | 84% |
| 34 | Travel Careers and Training Limited     | 84% |
| 35 | New Zealand Tertiary College            | 84% |
| 36 | Ardmore Flying School Ltd               | 84% |
| 36 | New Zealand Skydiving School Ltd        | 84% |
| 38 | NZ School of Acupuncture & TCM          | 84% |
| 39 | International Pacific College           | 83% |
| 39 | NZ Training Centre                      | 83% |
| 41 | Media Design School Limited             | 83% |
| 42 | CPS Training                            | 83% |
| 43 | Horowhenua Learning Centre              | 82% |
| 44 | Kyewood Equestrian Centre               | 82% |

How to read the graphs:



Disclaimer: The results in this report are generated from data submitted by Tertiary Education Organisations. While efforts have been made to verify the information, the Tertiary Education Commission does not attest to the accuracy or completeness of the results.



## G and H Training Limited

Organisation Type: Private Training Establishment

Year: 2009



Successful Completion of Courses



Completion of Qualifications



Student Progression to Higher Level Study



Students Retained in Study

This measure shows the proportion of courses in a given year that are successfully completed.

This measure shows the proportion of students in a given year who complete a qualification.

This measure shows the proportion of students in a given year who progress to study at a higher level after completing a qualification at levels 1 - 4.

This measure shows the proportion of students in a given year that complete a qualification or re-enrol at the same tertiary education organisation in the following year.

Median: 74%

Median: 71%

Median: 20%

Median: 66%

|    |  |     |
|----|--|-----|
| 45 | Whitireia Performing Arts Company        | 86% |
| 46 | New Zealand Radio Training School        | 86% |
| 47 | Porse ECE Training (NZ) Ltd              | 86% |
| 48 | Solomon Group                            | 86% |
| 49 | Excel Ministries Schl of Performing Arts | 86% |
| 50 | North Shore International Academy        | 85% |
| 51 | Queenstown Resort College                | 85% |
| 52 | Bethlehem Tertiary Institute             | 85% |
| 53 | NZ School of Acupuncture & TCM           | 85% |
| 54 | South Pacific College of Natural Therapy | 85% |
| 55 | Wellington Nannies College Limited       | 84% |
| 56 | New Zealand Institute of Fashion Tech    | 84% |
| 57 | Faith Bible College                      | 83% |
| 58 | Pathways College of Bible & Mission      | 83% |
| 59 | Taranaki Educare Training Trust          | 83% |
| 60 | Phlair International College             | 82% |
| 61 | Ashton Warner Nanny Academy              | 82% |
| 62 | Te Wananga Takiura                       | 82% |
| 63 | Academy New Zealand - Group              | 82% |
| 64 | Aperfield Montessori Trust               | 82% |
| 65 | Canterbury College of Natural Medicine   | 82% |

|    |  |     |
|----|--|-----|
| 44 | International College of Camille       | 89% |
| 45 | Peter Minturn Goldsmith School Limited | 88% |
| 45 | The New Zealand School of Radio        | 88% |
| 47 | New Zealand Career College Limited     | 87% |
| 48 | The Hairdressing College               | 87% |
| 49 | College of Law New Zealand Limited     | 86% |
| 50 | National School of Aesthetics          | 86% |
| 51 | Waikato Centre for Herbal Medicine Ltd | 86% |
| 52 | Solomon Group                          | 86% |
| 53 | Community Colleges New Zealand Ltd     | 85% |
| 54 | ACE Training Limited                   | 85% |
| 55 | Ashton Warner Nanny Academy            | 84% |
| 56 | Te Ata Hou Trust                       | 83% |
| 57 | Airways Training Centre                | 83% |
| 58 | Tectra Limited                         | 83% |
| 59 | Porse ECE Training (NZ) Ltd            | 83% |
| 60 | Rangi Ruru Early Childhood College     | 83% |
| 61 | Media Design School Limited            | 82% |
| 62 | Wellington Nannies College Limited     | 82% |
| 63 | Academy New Zealand - Group            | 82% |
| 64 | Alpha Training and Development Centre  | 82% |

|    |  |     |
|----|--|-----|
| 45 | ACTS Auckland City Training School       | 31% |
| 46 | New Zealand Institute of Fashion Tech    | 31% |
| 47 | Going Places                             | 31% |
| 48 | Winters the School of Hairdressing       | 30% |
| 49 | Advanced Training Academy Limited        | 29% |
| 50 | Practical Education Institute Ltd        | 29% |
| 51 | Anamata                                  | 29% |
| 52 | Action Adventure                         | 28% |
| 53 | Phlair International College             | 28% |
| 55 | Quality Education                        | 28% |
| 56 | Excel Ministries Schl of Performing Arts | 27% |
| 57 | Corporate Academy Group                  | 27% |
| 58 | Agribusiness Training Limited            | 26% |
| 59 | Waikato Institute of Education           | 26% |
| 60 | EOS Computer Training Limited            | 26% |
| 61 | Directions Appearance Technology Trng    | 25% |
| 61 | IT Training Limited                      | 25% |
| 61 | Metro Training Services Limited          | 25% |
| 61 | The New Zealand School of Radio          | 25% |
| 65 | Naturopathic College of N Z Ltd          | 25% |
| 65 | Polyethnic Institute of Studies          | 25% |

|    |  |     |
|----|--|-----|
| 44 | Land Based Training Ltd                  | 82% |
| 44 | NZ Inst of Electrolysis & Beauty Therapy | 82% |
| 47 | Whitecliffe College of Arts and Design   | 82% |
| 48 | Queenstown Resort College                | 82% |
| 49 | Advanced Training Academy Limited        | 81% |
| 50 | Eastwest College of Intercultural Studie | 81% |
| 51 | The Nanny Centre New Zealand Limited     | 81% |
| 52 | Academy New Zealand - Group              | 80% |
| 53 | ACE Training Limited                     | 80% |
| 54 | Design and Arts College of New Zealand   | 80% |
| 55 | Lotus Holistic Centre                    | 80% |
| 56 | New Zealand Radio Training School        | 79% |
| 57 | Ministry Training College of NZ          | 78% |
| 58 | National School of Aesthetics            | 78% |
| 59 | New Zealand School of Education Limited  | 78% |
| 60 | Phlair International College             | 78% |
| 61 | Ashton Warner Nanny Academy              | 78% |
| 62 | Agriculture New Zealand                  | 78% |
| 63 | Tipu Ora Charitable Trust                | 77% |
| 64 | Gestalt Institute of NZ                  | 76% |
| 65 | Hungry Creek Art And Crafts School       | 75% |

How to read the graphs:



Disclaimer: The results in this report are generated from data submitted by Tertiary Education Organisations. While efforts have been made to verify the information, the Tertiary Education Commission does not attest to the accuracy or completeness of the results.



## G and H Training Limited

Organisation Type: Private Training Establishment  
Year: 2009



### Successful Completion of Courses



### Completion of Qualifications



### Student Progression to Higher Level Study



### Students Retained in Study

This measure shows the proportion of courses in a given year that are successfully completed.

This measure shows the proportion of students in a given year who complete a qualification.

This measure shows the proportion of students in a given year who progress to study at a higher level after completing a qualification at levels 1 - 4.

This measure shows the proportion of students in a given year that complete a qualification or re-enrol at the same tertiary education organisation in the following year.

Median: 74%

Median: 71%

Median: 20%

Median: 66%

|    |   |     |
|----|---|-----|
| 66 | Ardmore Flying School Ltd               | 82% |
| 67 | Techorium NZ Institute of Info Tech     | 81% |
| 68 | Samala Robinson Academy                 | 81% |
| 69 | Horowhenua Learning Centre              | 81% |
| 70 | Taruna College                          | 81% |
| 71 | Media Design School Limited             | 81% |
| 72 | Wellpark College of Natural Therapies   | 80% |
| 73 | Corporate Academy Group                 | 80% |
| 74 | Tectra Limited                          | 80% |
| 75 | Pacific Training Institute              | 80% |
| 76 | AMES Training & Resource Centre Limited | 80% |
| 77 | Agriculture New Zealand                 | 79% |
| 78 | DAS Training Solutions Limited          | 79% |
| 79 | Lotus Holistic Centre                   | 79% |
| 80 | AIS St Helens                           | 79% |
| 81 | Hungry Creek Art And Crafts School      | 79% |
| 82 | Freelance Animation School Limited      | 79% |
| 83 | Laidlaw College                         | 79% |
| 84 | Sues Unlimited                          | 78% |
| 85 | New Zealand School of Education Limited | 78% |
| 86 | Academy of Diving Trust                 | 78% |

|    |  |     |
|----|--|-----|
| 65 | Sir George Seymour College               | 82% |
| 66 | Rapu Ki Rua Institute                    | 81% |
| 67 | Samala Robinson Academy                  | 81% |
| 68 | Excel Ministries Schl of Performing Arts | 80% |
| 69 | Netcor Campus (NZ Education & Tourism)   | 80% |
| 70 | Eastbay Rural Ed Activities Prog (REAP)  | 80% |
| 71 | Advance Training Centres Limited         | 80% |
| 72 | The New Zealand College of Massage       | 80% |
| 73 | Hungry Creek Art And Crafts School       | 80% |
| 74 | Ministry Training College of NZ          | 80% |
| 75 | The College of Future Learning NZ        | 79% |
| 76 | Taruna College                           | 79% |
| 77 | Training For You Ltd                     | 78% |
| 78 | New Zealand Tertiary College             | 78% |
| 79 | Computer Power Institute                 | 78% |
| 80 | Natcoll Design Technology                | 77% |
| 81 | New Zealand Institute of Fashion Tech    | 77% |
| 82 | Travel Careers and Training Limited      | 77% |
| 83 | New Zealand Institute of Education 2007  | 76% |
| 84 | Hair to Train                            | 76% |
| 85 | Agriculture New Zealand                  | 76% |

|    |   |     |
|----|---|-----|
| 67 | Tectra Limited                          | 24% |
| 68 | Quantum Learning NZ Ltd                 | 23% |
| 69 | Aronui Technical Training Centre        | 22% |
| 70 | Northern Business College (Head Office) | 22% |
| 71 | Raffles College of Design and Commerce  | 21% |
| 72 | The Hairdressing College                | 21% |
| 73 | Sir Edmund Hillary Outdoor Pursuits     | 21% |
| 74 | National College of Security Personnel  | 20% |
| 74 | Solomon Group                           | 20% |
| 74 | The Hairdressing Academy Ltd            | 20% |
| 78 | Avonmore Tertiary Academy               | 19% |
| 79 | The Nanny Centre New Zealand Limited    | 19% |
| 80 | Electec National College of Technology  | 18% |
| 80 | Te Ata Hou Trust                        | 18% |
| 82 | EDENZ Colleges Ltd                      | 17% |
| 83 | Ashton Warner Nanny Academy             | 17% |
| 83 | Eastbay Rural Ed Activities Prog (REAP) | 17% |
| 85 | RuralTec Ltd                            | 16% |
| 86 | Mahurangi Technical Institute           | 16% |
| 87 | Stotts Cengage Education                | 16% |
| 88 | DAS Training Solutions Limited          | 16% |

|    |  |     |
|----|--|-----|
| 66 | South Pacific College of Natural Therapy | 75% |
| 67 | Alpha Training and Development Centre    | 75% |
| 68 | Porse ECE Training (NZ) Ltd              | 75% |
| 69 | Mr Barber Ltd                            | 75% |
| 70 | WellCare Education Ltd                   | 74% |
| 71 | NZ School of Food & Wine                 | 74% |
| 72 | Canterbury College of Natural Medicine   | 74% |
| 73 | BEST Pacific Institute of Education      | 73% |
| 74 | Academy of Diving Trust                  | 73% |
| 75 | NZ Graduate School of Education          | 72% |
| 76 | AIS St Helens                            | 72% |
| 77 | Lifeway College                          | 72% |
| 78 | Wellpark College of Natural Therapies    | 72% |
| 79 | Netcor Campus (NZ Education & Tourism)   | 72% |
| 80 | Headquarters Hairdressing Academy        | 71% |
| 81 | Vineyard College                         | 71% |
| 82 | Northern Business College (Head Office)  | 71% |
| 83 | Mahurangi Technical Institute            | 71% |
| 84 | Carey Baptist College                    | 71% |
| 85 | Turanga Ararau                           | 70% |
| 86 | NZ College of Early Childhood Education  | 70% |

How to read the graphs:



Disclaimer: The results in this report are generated from data submitted by Tertiary Education Organisations. While efforts have been made to verify the information, the Tertiary Education Commission does not attest to the accuracy or completeness of the results.



## G and H Training Limited

Organisation Type: Private Training Establishment  
Year: 2009



Successful Completion of Courses



Completion of Qualifications



Student Progression to Higher Level Study



Students Retained in Study

This measure shows the proportion of courses in a given year that are successfully completed.

Median: 74%

This measure shows the proportion of students in a given year who complete a qualification.

Median: 71%

This measure shows the proportion of students in a given year who progress to study at a higher level after completing a qualification at levels 1 - 4.

Median: 20%

This measure shows the proportion of students in a given year that complete a qualification or re-enrol at the same tertiary education organisation in the following year.

Median: 66%

| Rank | Organisation                            | Percentage |
|------|---|------------|
| 87   | Anamata                                 | 78%        |
| 88   | Ministry Training College of NZ         | 78%        |
| 89   | Rapu Ki Rua Institute                   | 77%        |
| 90   | Hair to Train                           | 77%        |
| 91   | Lifeway College                         | 77%        |
| 92   | Premier Hairdressing College            | 77%        |
| 93   | RuralTec Ltd                            | 77%        |
| 94   | NZ College of Early Childhood Education | 77%        |
| 95   | Martin-Hautus Pacific Peoples Inst      | 76%        |
| 96   | Natcoll Design Technology               | 76%        |
| 97   | Electec National College of Technology  | 76%        |
| 98   | MSL Training Limited                    | 76%        |
| 99   | ATC New Zealand                         | 75%        |
| 100  | Community Colleges New Zealand Ltd      | 75%        |
| 101  | Aronui Technical Training Centre        | 74%        |
| 102  | Agribusiness Training Limited           | 74%        |
| 103  | Alphacrucis Limited                     | 74%        |
| 104  | NZ Institute of Sport                   | 74%        |
| 105  | The Learning Connexion Ltd              | 74%        |
| 106  | Raffles College of Design and Commerce  | 74%        |
| 107  | Palmerston North School of Design       | 74%        |

| Rank | Organisation                             | Percentage |
|------|--|------------|
| 86   | The Nanny Centre New Zealand Limited     | 75%        |
| 87   | NZ School of Outdoor Studies Limited     | 75%        |
| 88   | New Zealand Management Academies Ltd     | 75%        |
| 89   | DAS Training Solutions Limited           | 75%        |
| 90   | Aromaflex International Aromatherapy Sch | 74%        |
| 91   | New Zealand College of Chinese Medicine  | 74%        |
| 92   | South Pacific College of Natural Therapy | 74%        |
| 93   | Premier Hairdressing College             | 73%        |
| 94   | Vineyard College                         | 73%        |
| 95   | Turanga Ararau                           | 73%        |
| 96   | Auckland Hotel & Chefs Training School   | 72%        |
| 97   | Aronui Technical Training Centre         | 72%        |
| 98   | Aperfield Montessori Trust               | 72%        |
| 99   | MSL Training Limited                     | 71%        |
| 100  | Electec National College of Technology   | 71%        |
| 101  | Academy of Diving Trust                  | 71%        |
| 102  | Headquarters Hairdressing Academy        | 70%        |
| 103  | NZ Graduate School of Education          | 70%        |
| 104  | NZ School of Food & Wine                 | 70%        |
| 105  | Sues Unlimited                           | 70%        |
| 106  | International Travel College of NZ       | 69%        |

| Rank | Organisation                             | Percentage |
|------|--|------------|
| 89   | Vineyard College                         | 16%        |
| 90   | Adventure Education Limited              | 15%        |
| 91   | Aromaflex International Aromatherapy Sch | 14%        |
| 91   | Crown Institute of Studies               | 14%        |
| 91   | Institute of Applied Learning Limited    | 14%        |
| 94   | The New Zealand College of Massage       | 14%        |
| 95   | Occupational Safety Management (NZ) Ltd  | 14%        |
| 96   | Horowhenua Learning Centre               | 14%        |
| 97   | Headquarters Hairdressing Academy        | 13%        |
| 97   | NZ School of Food & Wine                 | 13%        |
| 99   | Tipu Ora Charitable Trust                | 13%        |
| 100  | Lifeway College                          | 13%        |
| 100  | Te Rooapu a Iwi o Te Arawa               | 13%        |
| 102  | MSL Training Limited                     | 12%        |
| 103  | Waikato Institute for Leisure & Sport    | 12%        |
| 104  | New Zealand Institute of Education 2007  | 12%        |
| 105  | Netcor Campus (NZ Education & Tourism)   | 11%        |
| 106  | Auckland Hotel & Chefs Training School   | 11%        |
| 106  | Wellington Nannies College Limited       | 11%        |
| 108  | Ag Challenge Ltd                         | 11%        |
| 109  | Samala Robinson Academy                  | 11%        |

| Rank | Organisation                            | Percentage |
|------|---|------------|
| 87   | Aronui Technical Training Centre        | 70%        |
| 88   | Te Wananga Takiura                      | 70%        |
| 89   | Rapu Ki Rua Institute                   | 70%        |
| 90   | New Zealand Institute of Fashion Tech   | 69%        |
| 91   | Taruna College                          | 68%        |
| 92   | Northland Hairdressing Training School  | 68%        |
| 93   | The New Zealand College of Massage      | 67%        |
| 94   | Bethlehem Tertiary Institute            | 67%        |
| 95   | Hair to Train                           | 67%        |
| 96   | <b>G and H Training Limited</b>         | <b>67%</b> |
| 97   | Freelance Animation School Limited      | 67%        |
| 98   | Cut Above Academy                       | 67%        |
| 98   | Solomon Group                           | 67%        |
| 100  | NZ School of Outdoor Studies Limited    | 66%        |
| 101  | New Zealand Institute of Education 2007 | 66%        |
| 102  | Electec National College of Technology  | 66%        |
| 103  | International Travel College of NZ      | 66%        |
| 104  | New Zealand Career College Limited      | 65%        |
| 105  | Fairview Educational Services Limited   | 65%        |
| 106  | Laidlaw College                         | 65%        |
| 107  | ATC New Zealand                         | 65%        |

How to read the graphs:



Disclaimer: The results in this report are generated from data submitted by Tertiary Education Organisations. While efforts have been made to verify the information, the Tertiary Education Commission does not attest to the accuracy or completeness of the results.



## G and H Training Limited

Organisation Type: Private Training Establishment  
Year: 2009



Successful Completion of Courses



Completion of Qualifications



Student Progression to Higher Level Study



Students Retained in Study

This measure shows the proportion of courses in a given year that are successfully completed.

This measure shows the proportion of students in a given year who complete a qualification.

This measure shows the proportion of students in a given year who progress to study at a higher level after completing a qualification at levels 1 - 4.

This measure shows the proportion of students in a given year that complete a qualification or re-enrol at the same tertiary education organisation in the following year.

Median: 74%

Median: 71%

Median: 20%

Median: 66%

|     |   |     |
|-----|---|-----|
| 108 | The Nanny Centre New Zealand Limited    | 73% |
| 109 | Waikato Centre for Herbal Medicine Ltd  | 73% |
| 110 | Vineyard College                        | 73% |
| 111 | Headquarters Hairdressing Academy       | 73% |
| 112 | Eastbay Rural Ed Activities Prog (REAP) | 73% |
| 113 | Elite International                     | 73% |
| 114 | NZ Graduate School of Education         | 72% |
| 115 | International Pacific College           | 72% |
| 116 | Auckland Hotel & Chefs Training School  | 72% |
| 117 | Turanga Ararau                          | 72% |
| 118 | Education & Training Consultants        | 72% |
| 119 | Target Education                        | 72% |
| 120 | Ag Challenge Ltd                        | 72% |
| 121 | New Zealand Management Academies Ltd    | 72% |
| 122 | International College of Camille        | 71% |
| 123 | Wellington Catholic Education Centre    | 71% |
| 124 | Te Wananga Whare Tapere O Takitimu      | 71% |
| 125 | SAE Institute                           | 71% |
| 126 | New Zealand Career College Limited      | 71% |
| 127 | IT Training Limited                     | 71% |
| 128 | New Zealand Career College (2010) Ltd   | 71% |

|     |  |     |
|-----|--|-----|
| 107 | IT Training Limited                    | 69% |
| 108 | NZ Institute of Sport                  | 69% |
| 109 | Lotus Holistic Centre                  | 68% |
| 110 | Queenstown Resort College              | 68% |
| 112 | Cut Above Academy                      | 67% |
| 113 | Techtorium NZ Institute of Info Tech   | 67% |
| 114 | Elite International                    | 67% |
| 115 | BEST Pacific Institute of Education    | 67% |
| 116 | Northland Hairdressing Training School | 67% |
| 116 | Te Kura Motuhake O Te Ataarangi        | 67% |
| 118 | Te Wananga Whare Tapere O Takitimu     | 67% |
| 119 | Maata Waka Enterprises                 | 66% |
| 120 | New Zealand Welding School             | 66% |
| 121 | Quantum Learning NZ Ltd                | 66% |
| 122 | Alphacrucis Limited                    | 65% |
| 123 | Servilles Academy of Hairdressing      | 64% |
| 124 | Adventure Education Limited            | 63% |
| 125 | Anamata                                | 63% |
| 126 | Pacific Training Institute             | 62% |
| 127 | SAE Institute                          | 62% |
| 128 | Canterbury College of Natural Medicine | 62% |

|     |  |           |
|-----|--|-----------|
| 110 | Air New Zealand Ltd (People Devt & Trng) | 10%       |
| 111 | Elliott Hairdressing Training Centre     | 10%       |
| 112 | Wellington School of Beauty 2005 Ltd     | 10%       |
| 113 | Porse ECE Training (NZ) Ltd              | 10%       |
| 114 | ILP Education & Training Ltd             | 10%       |
| 115 | Computer Power Institute                 | 9%        |
| 116 | New Zealand Radio Training School        | 9%        |
| 117 | Travel Careers and Training Limited      | 8%        |
| 118 | North Shore International Academy        | 8%        |
| 119 | Mr Barber Ltd                            | 8%        |
| 120 | Ruben Blades Hairdressing Academy        | 7%        |
| 121 | <b>G and H Training Limited</b>          | <b>7%</b> |
| 122 | Taruna College                           | 7%        |
| 123 | Ellipse Institute                        | 7%        |
| 124 | WellCare Education Ltd                   | 6%        |
| 125 | Northland Hairdressing Training School   | 6%        |
| 126 | Premier Hairdressing College             | 6%        |
| 127 | Chubb New Zealand Limited                | 5%        |
| 128 | Framework Solutions Ltd                  | 5%        |
| 129 | New Zealand College of Chinese Medicine  | 5%        |
| 130 | Community Colleges New Zealand Ltd       | 4%        |

|     |   |     |
|-----|---|-----|
| 108 | Workforce Development Limited           | 65% |
| 110 | Alphacrucis Limited                     | 64% |
| 111 | Auckland Hotel & Chefs Training School  | 64% |
| 112 | Te Ata Hou Trust                        | 64% |
| 113 | Eastbay Rural Ed Activities Prog (REAP) | 63% |
| 114 | North Shore International Academy       | 63% |
| 115 | International College of Camille        | 63% |
| 116 | NZ Institute of Sport                   | 62% |
| 117 | DAS Training Solutions Limited          | 62% |
| 118 | ACTS Auckland City Training School      | 62% |
| 119 | Servilles Academy of Hairdressing       | 62% |
| 120 | Maata Waka Enterprises                  | 62% |
| 121 | Avonmore Tertiary Academy               | 61% |
| 122 | New Zealand Management Academies Ltd    | 61% |
| 123 | SAE Institute                           | 61% |
| 124 | Martin-Hautus Pacific Peoples Inst      | 61% |
| 125 | Education & Training Consultants        | 60% |
| 126 | Waikato Centre for Herbal Medicine Ltd  | 60% |
| 127 | Premier Hairdressing College            | 60% |
| 128 | Ellipse Institute                       | 60% |
| 129 | Elite International                     | 60% |

How to read the graphs:



Disclaimer: The results in this report are generated from data submitted by Tertiary Education Organisations. While efforts have been made to verify the information, the Tertiary Education Commission does not attest to the accuracy or completeness of the results.





## G and H Training Limited

Organisation Type: Private Training Establishment

Year: 2009



Successful Completion of Courses



Completion of Qualifications



Student Progression to Higher Level Study



Students Retained in Study

This measure shows the proportion of courses in a given year that are successfully completed.

This measure shows the proportion of students in a given year who complete a qualification.

This measure shows the proportion of students in a given year who progress to study at a higher level after completing a qualification at levels 1 - 4.

This measure shows the proportion of students in a given year that complete a qualification or re-enrol at the same tertiary education organisation in the following year.

Median: 74%

Median: 71%

Median: 20%

Median: 66%

|     |  |            |
|-----|--|------------|
| 129 | Cut Above Academy                        | 71%        |
| 130 | Tumahaurangi Trust                       | 71%        |
| 131 | <b>G and H Training Limited</b>          | <b>70%</b> |
| 132 | CPS Training                             | 70%        |
| 133 | Northland Hairdressing Training School   | 69%        |
| 134 | Ecumenical Board of Theological Studies  | 69%        |
| 135 | The College of Future Learning NZ        | 69%        |
| 136 | Netcor Campus (NZ Education & Tourism)   | 69%        |
| 137 | National College of Security Personnel   | 68%        |
| 138 | Fairview Educational Services Limited    | 68%        |
| 139 | School of Business Limited               | 68%        |
| 140 | NZ School of Food & Wine                 | 68%        |
| 141 | Quantum Learning NZ Ltd                  | 68%        |
| 142 | Maata Waka Enterprises                   | 67%        |
| 143 | International College of Auckland        | 67%        |
| 144 | Trade Education                          | 67%        |
| 146 | Te Kura Motuhake O Te Ataarangi          | 67%        |
| 147 | The Professional Bar & Restaurant School | 66%        |
| 148 | Waikato Institute for Leisure & Sport    | 66%        |
| 149 | New Zealand Welding School               | 66%        |
| 150 | Workforce Development Limited            | 66%        |

|     |  |            |
|-----|--|------------|
| 129 | Polyethnic Institute of Studies        | 61%        |
| 130 | <b>G and H Training Limited</b>        | <b>61%</b> |
| 131 | National College of Security Personnel | 61%        |
| 132 | Laidlaw College                        | 61%        |
| 133 | CPS Training                           | 60%        |
| 133 | Palmerston North School of Design      | 60%        |
| 135 | Quality Education                      | 59%        |
| 136 | North Shore International Academy      | 59%        |
| 137 | Avonmore Tertiary Academy              | 59%        |
| 138 | Fairview Educational Services Limited  | 58%        |
| 139 | Going Places                           | 58%        |
| 140 | AMS Group Training                     | 58%        |
| 141 | Bethlehem Tertiary Institute           | 57%        |
| 142 | ATC New Zealand                        | 56%        |
| 143 | Waikato Institute of Education         | 55%        |
| 144 | EOS Computer Training Limited          | 55%        |
| 145 | Ag Challenge Ltd                       | 55%        |
| 146 | Waikato School of Hairdressing Limited | 55%        |
| 147 | Raffles College of Design and Commerce | 54%        |
| 148 | Freelance Animation School Limited     | 52%        |
| 149 | Waikato Institute for Leisure & Sport  | 51%        |

|     |  |    |
|-----|--|----|
| 131 | Elite International                      | 4% |
| 132 | AMS Group Training                       | 3% |
| 133 | Alpha Training and Development Centre    | 0% |
| 133 | Blueprint Centre For Learning            | 0% |
| 133 | International College of Auckland        | 0% |
| 133 | International College of Camille         | 0% |
| 133 | Kyewood Equestrian Centre                | 0% |
| 133 | Land Based Training Ltd                  | 0% |
| 133 | National School of Aesthetics            | 0% |
| 133 | Nelson Technical Institute Ltd           | 0% |
| 133 | NZ Inst of Electrolysis & Beauty Therapy | 0% |
| 133 | NZ School of Acupuncture & TCM           | 0% |
| 133 | NZ School of Outdoor Studies Limited     | 0% |
| 133 | Plant and Food Research                  | 0% |
| 133 | School of Business Limited               | 0% |
| 133 | Success Maker Education Centre           | 0% |
| 133 | The College of Future Learning NZ        | 0% |
| 133 | The NZ School of Travel & Tourism        | 0% |
| 133 | Trade Education                          | 0% |
| 133 | Tumahaurangi Trust                       | 0% |

|     |  |     |
|-----|--|-----|
| 130 | Airways Training Centre                | 59% |
| 131 | Nelson Technical Institute Ltd         | 59% |
| 132 | Tectra Limited                         | 59% |
| 133 | Te Whare Wananga O Te Pihopatanga      | 59% |
| 134 | IT Training Limited                    | 58% |
| 135 | Waikato Institute of Education         | 57% |
| 136 | Training For You Ltd                   | 57% |
| 137 | Waikato Institute for Leisure & Sport  | 57% |
| 138 | Waikato School of Hairdressing Limited | 57% |
| 139 | Sues Unlimited                         | 57% |
| 140 | Anamata                                | 56% |
| 141 | Good Shepherd College - Te Heparā Pai  | 56% |
| 142 | New Zealand Welding School             | 56% |
| 143 | Bay of Plenty College of Homeopathy    | 55% |
| 144 | Community Colleges New Zealand Ltd     | 55% |
| 145 | AMS Group Training                     | 55% |
| 146 | Pacific Training Institute             | 55% |
| 147 | National College of Security Personnel | 53% |
| 148 | Agribusiness Training Limited          | 52% |
| 149 | Metro Training Services Limited        | 52% |
| 150 | Te Wananga Whare Tapere O Takitimu     | 51% |

How to read the graphs:



Disclaimer: The results in this report are generated from data submitted by Tertiary Education Organisations. While efforts have been made to verify the information, the Tertiary Education Commission does not attest to the accuracy or completeness of the results.



## G and H Training Limited

Organisation Type: Private Training Establishment

Year: 2009



Successful Completion of Courses



Completion of Qualifications



Student Progression to Higher Level Study



Students Retained in Study

This measure shows the proportion of courses in a given year that are successfully completed.

This measure shows the proportion of students in a given year who complete a qualification.

This measure shows the proportion of students in a given year who progress to study at a higher level after completing a qualification at levels 1 - 4.

This measure shows the proportion of students in a given year that complete a qualification or re-enrol at the same tertiary education organisation in the following year.

Median: 74%

Median: 71%

Median: 20%

Median: 66%

|     |  |     |
|-----|--|-----|
| 151 | Servilles Academy of Hairdressing        | 65% |
| 152 | Nelson Technical Institute Ltd           | 64% |
| 153 | The Hairdressing College                 | 64% |
| 154 | Going Places                             | 64% |
| 155 | Adventure Education Limited              | 64% |
| 156 | EOS Computer Training Limited            | 64% |
| 157 | Waikato Institute of Education           | 64% |
| 158 | New Zealand Skydiving School Ltd         | 63% |
| 159 | Success Maker Education Centre           | 63% |
| 160 | Quality Education                        | 63% |
| 161 | Patrick's Hairdressing Training School   | 62% |
| 162 | Training For You Ltd                     | 62% |
| 163 | Waikato School of Hairdressing Limited   | 62% |
| 164 | The NZ School of Travel & Tourism        | 62% |
| 165 | Avonmore Tertiary Academy                | 62% |
| 166 | BEST Pacific Institute of Education      | 62% |
| 167 | AMS Group Training                       | 62% |
| 168 | Action Adventure                         | 60% |
| 169 | International Travel College of NZ       | 60% |
| 170 | Auckland College of Classical Homeopathy | 60% |
| 171 | Aromaflex International Aromatherapy Sch | 59% |

|     |  |     |
|-----|--|-----|
| 150 | Workforce Development Limited            | 51% |
| 151 | New Zealand Skydiving School Ltd         | 50% |
| 152 | Wellington Catholic Education Centre     | 50% |
| 153 | Patrick's Hairdressing Training School   | 50% |
| 154 | Martin-Hautus Pacific Peoples Inst       | 49% |
| 155 | Ruben Blades Hairdressing Academy        | 48% |
| 156 | Gestalt Institute of NZ                  | 46% |
| 157 | Advanced Training Academy Limited        | 46% |
| 158 | Royal Business College                   | 45% |
| 159 | Te Roopu a Iwi o Te Arawa                | 45% |
| 160 | School of Business Limited               | 45% |
| 161 | Metro Training Services Limited          | 44% |
| 162 | Good Shepherd College - Te Heparā Pai    | 43% |
| 163 | Chubb New Zealand Limited                | 42% |
| 164 | The Hairdressing Academy Ltd             | 42% |
| 165 | Wellpark College of Natural Therapies    | 40% |
| 166 | Winters the School of Hairdressing       | 40% |
| 167 | Success Maker Education Centre           | 39% |
| 168 | Te Wananga Takiura                       | 39% |
| 169 | The Professional Bar & Restaurant School | 39% |
| 170 | NZ Training Centre                       | 38% |

|     |  |     |
|-----|--|-----|
| 151 | Palmerston North School of Design      | 50% |
| 152 | The Learning Connexion Ltd             | 50% |
| 153 | Polyethnic Institute of Studies        | 48% |
| 154 | Action Adventure                       | 48% |
| 155 | Advance Training Centres Limited       | 46% |
| 156 | Crown Institute of Studies             | 46% |
| 157 | Royal Business College                 | 44% |
| 157 | Te Roopu a Iwi o Te Arawa              | 44% |
| 159 | Raffles College of Design and Commerce | 44% |
| 160 | Chubb New Zealand Limited              | 43% |
| 161 | Going Places                           | 43% |
| 162 | Aperfield Montessori Trust             | 43% |
| 162 | The Hairdressing Academy Ltd           | 43% |
| 164 | Ag Challenge Ltd                       | 43% |
| 165 | Mara Marketing Ltd                     | 43% |
| 166 | Techtorium NZ Institute of Info Tech   | 42% |
| 167 | Tumahaurangi Trust                     | 42% |
| 168 | Quality Education                      | 41% |
| 169 | MSL Training Limited                   | 41% |
| 170 | Quantum Learning NZ Ltd                | 40% |
| 171 | Adventure Education Limited            | 40% |

How to read the graphs:

00    Lorem ipsum    00%

Organisation    Percentage

Disclaimer: The results in this report are generated from data submitted by Tertiary Education Organisations. While efforts have been made to verify the information, the Tertiary Education Commission does not attest to the accuracy or completeness of the results.



## G and H Training Limited

Organisation Type: Private Training Establishment  
Year: 2009



### Successful Completion of Courses



### Completion of Qualifications



### Student Progression to Higher Level Study



### Students Retained in Study

This measure shows the proportion of courses in a given year that are successfully completed.

This measure shows the proportion of students in a given year who complete a qualification.

This measure shows the proportion of students in a given year who progress to study at a higher level after completing a qualification at levels 1 - 4.

This measure shows the proportion of students in a given year that complete a qualification or re-enrol at the same tertiary education organisation in the following year.

Median: 74%

Median: 71%

Median: 20%

Median: 66%

|     |                                       |     |
|-----|---------------------------------------|-----|
| 172 | Naturopathic College of N Z Ltd       | 57% |
| 173 | Trinity Methodist Theological College | 56% |
| 174 | The New Zealand College of Massage    | 55% |
| 175 | Ruben Blades Hairdressing Academy     | 55% |
| 176 | Polyethnic Institute of Studies       | 55% |
| 177 | Bay of Plenty College of Homeopathy   | 54% |
| 178 | Elliott Hairdressing Training Centre  | 54% |
| 179 | Metro Training Services Limited       | 53% |
| 180 | Computer Power Institute              | 53% |
| 181 | Royal Business College                | 52% |
| 182 | Winters the School of Hairdressing    | 52% |
| 183 | Practical Education Institute Ltd     | 49% |
| 184 | Gestalt Institute of NZ               | 49% |
| 185 | Te Roopu a Iwi o Te Arawa             | 48% |
| 186 | Te Whare Wananga O Te Pihopatanga     | 48% |
| 187 | Plant and Food Research               | 47% |
| 188 | The Hairdressing Academy Ltd          | 47% |
| 189 | Framework Solutions Ltd               | 43% |
| 190 | Learning Post Limited                 | 42% |
| 191 | ILP Education & Training Ltd          | 42% |
| 192 | Crown Institute of Studies            | 39% |

|     |  |     |
|-----|--|-----|
| 171 | Naturopathic College of N Z Ltd          | 38% |
| 172 | Mara Marketing Ltd                       | 37% |
| 173 | Bay of Plenty College of Homeopathy      | 37% |
| 174 | Tumahaurangi Trust                       | 35% |
| 175 | Framework Solutions Ltd                  | 35% |
| 176 | Plant and Food Research                  | 33% |
| 177 | Stotts Cengage Education                 | 33% |
| 178 | Crown Institute of Studies               | 32% |
| 179 | ILP Education & Training Ltd             | 31% |
| 180 | Practical Education Institute Ltd        | 29% |
| 181 | Sir Edmund Hillary Outdoor Pursuits      | 26% |
| 182 | Target Education                         | 25% |
| 183 | The NZ School of Travel & Tourism        | 25% |
| 184 | New Zealand College of Chiropractic      | 22% |
| 185 | Ellipse Institute                        | 21% |
| 186 | Ecumenical Board of Theological Studies  | 19% |
| 187 | Institute of Applied Learning Limited    | 18% |
| 188 | Learning Post Limited                    | 17% |
| 189 | Auckland College of Classical Homeopathy | 17% |
| 190 | Education & Training Consultants         | 15% |
| 191 | Whitireia Performing Arts Company        | 14% |

|     |  |     |
|-----|--|-----|
| 172 | Aromaflex International Aromatherapy Sch | 40% |
| 173 | Wellington Catholic Education Centre     | 39% |
| 174 | Winters the School of Hairdressing       | 38% |
| 175 | Institute of Applied Learning Limited    | 36% |
| 176 | ILP Education & Training Ltd             | 35% |
| 177 | Ecumenical Board of Theological Studies  | 35% |
| 179 | Naturopathic College of N Z Ltd          | 33% |
| 180 | Ruben Blades Hairdressing Academy        | 33% |
| 181 | The Professional Bar & Restaurant School | 33% |
| 182 | Pathways College of Bible & Mission      | 32% |
| 183 | EOS Computer Training Limited            | 31% |
| 184 | Patrick's Hairdressing Training School   | 30% |
| 185 | Stotts Cengage Education                 | 29% |
| 186 | The College of Future Learning NZ        | 25% |
| 187 | Practical Education Institute Ltd        | 25% |
| 188 | Success Maker Education Centre           | 23% |
| 189 | Framework Solutions Ltd                  | 21% |
| 190 | Auckland College of Classical Homeopathy | 20% |
| 191 | Directions Appearance Technology Trng    | 20% |
| 192 | Target Education                         | 20% |
| 193 | Occupational Safety Management (NZ) Ltd  | 19% |

How to read the graphs:



Disclaimer: The results in this report are generated from data submitted by Tertiary Education Organisations. While efforts have been made to verify the information, the Tertiary Education Commission does not attest to the accuracy or completeness of the results.



## G and H Training Limited

Organisation Type: Private Training Establishment

Year: 2009



### Successful Completion of Courses



### Completion of Qualifications



### Student Progression to Higher Level Study



### Students Retained in Study

This measure shows the proportion of courses in a given year that are successfully completed.

Median: 74%

|     |                                       |     |
|-----|---------------------------------------|-----|
| 193 | Stotts Cengage Education              | 33% |
| 194 | Chubb New Zealand Limited             | 33% |
| 195 | Institute of Applied Learning Limited | 31% |
| 196 | Advanced Training Academy Limited     | 26% |
| 197 | Mara Marketing Ltd                    | 21% |
| 199 | Directions Appearance Technology Trng | 0%  |

This measure shows the proportion of students in a given year who complete a qualification.

Median: 71%

|     |   |     |
|-----|---|-----|
| 192 | International College of Auckland       | 10% |
| 193 | Te Whare Wananga O Te Pihopatanga       | 3%  |
| 194 | Directions Appearance Technology Trng   | 0%  |
| 194 | New Zealand Career College (2010) Ltd   | 0%  |
| 194 | Occupational Safety Management (NZ) Ltd | 0%  |
| 194 | Tipu Ora Charitable Trust               | 0%  |

This measure shows the proportion of students in a given year who progress to study at a higher level after completing a qualification at levels 1 - 4.

Median: 20%

This measure shows the proportion of students in a given year that complete a qualification or re-enrol at the same tertiary education organisation in the following year.

Median: 66%

|     |   |     |
|-----|---|-----|
| 195 | Learning Post Limited                   | 17% |
| 196 | The NZ School of Travel & Tourism       | 17% |
| 197 | International College of Auckland       | 17% |
| 198 | Plant and Food Research                 | 13% |
| 199 | Beauty Therapy College of New Zealand   | 0%  |
| 199 | ITTI Limited                            | 0%  |
| 199 | New Zealand Career College 2008 Ltd     | 0%  |
| 199 | New Zealand Institute of Education      | 0%  |
| 199 | NZ College of Early Childhood Education | 0%  |
| 199 | School of Business Limited              | 0%  |

How to read the graphs:



Disclaimer: The results in this report are generated from data submitted by Tertiary Education Organisations. While efforts have been made to verify the information, the Tertiary Education Commission does not attest to the accuracy or completeness of the results.