


The Performance of Tertiary Education Organisations

www.tec.govt.nz



Tertiary Education Commission
Te Amorangi Mātauranga Matua

All Industry Training Organisations

Organisation Type: **Industry Training Organisation**

Year: **2009**



Achievement of Credits

All Levels of Study

50%

Levels 1 & 2	38%
Levels 3 & 4	57%
Levels 5 & above	48%

This measure shows the number of credits that were achieved by trainees in a given year, as a proportion of the credits trainees were enrolled in.



Completion of Programmes

All Levels of Study

41%

Levels 1 & 2	25%
Levels 3 & 4	49%
Levels 5 & above	43%

This measure shows the number of programmes that were completed in a given year as a proportion of the equivalent programmes trainees were enrolled in.

About Industry Training

The TEC funds 38 ITOs through the Industry Training Fund and Modern Apprenticeships. These organisations range from small ITOs covering a single industry to larger ITOs covering multiple industries. ITOs have three statutory functions: to set skill standards for their industry; to develop arrangements for the delivery of training; and to provide leadership within their industry on skill and training needs.

Industry training is workplace based and can be episodic. Trainees learn on the job while working part or full time and can enter into a training agreement at any point of the year. Many of the industries that ITOs represent have long established trades and apprenticeship models with an associated history and culture of regulated training. Other ITOs may represent industries which are still developing a systematic approach to standard setting and embedding training.

Industry is expected to make a cash contribution equivalent to at least 30% of the costs of industry training. Firms may also contribute to the cost of training in other ways.

Government expectations of Industry Training

The Government expects Industry Training Organisations to:

- Enable working New Zealanders to complete nationally recognised qualifications
- Create clear pathways towards advanced trade qualifications at levels four and above
- Build and maintain strong support from the industries they serve.

Tertiary Education Strategy

The Tertiary Education Strategy calls for better performance from the tertiary education sector as well as raising achievement for all learners under 25, and for Māori and Pacific learners.

Context

Number of trainees:	206,646
Number of STMs*:	68,924

Trainee ethnicity*		Level of study	
European	63%	Level 1-2	33%
Māori	18%	Level 3-4	64%
Pacific	7%	Level 5 and above	3%
Other	11%		

*Standard training measures - an STM is the amount of training required to achieve 120 credits.

Disclaimer: The results in this report are generated from data submitted by Tertiary Education Organisations. While efforts have been made to verify the information, the Tertiary Education Commission does not attest to the accuracy or completeness of the results.



Electricity Supply ITO

Organisation Type: **Industry Training Organisation**

Year: **2009**



Achievement of Credits

All Levels of Study

53%

Levels 1 & 2	9%
Levels 3 & 4	59%
Levels 5 & above	44%

This measure shows the number of credits that were achieved by trainees in a given year, as a proportion of the credits trainees were enrolled in.



Completion of Programmes

All Levels of Study

46%

Levels 1 & 2	7%
Levels 3 & 4	53%
Levels 5 & above	31%

This measure shows the number of programmes that were completed in a given year as a proportion of the equivalent programmes trainees were enrolled in.

Context

Trainees: 2,532

STMs*: 1,374

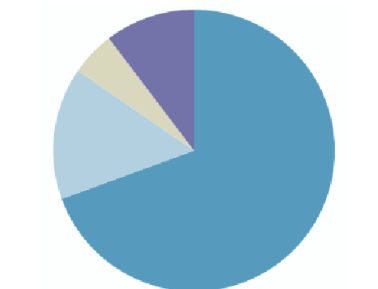
Industry Coverage

Industry Cash Contribution: 58%

Further information about trainee characteristics may be available on the organisation's website.

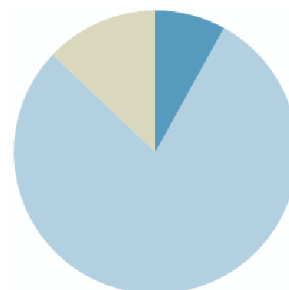
*STMs (Standard Training Measures) show the number of equivalent full-time trainees.

Trainee Ethnicity



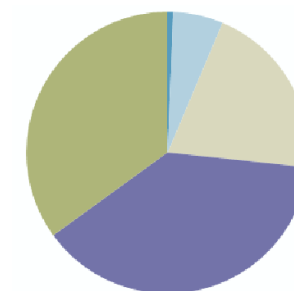
European	69%
Maori	15%
Pacific	5%
Other	10%

Level of Study



Levels 1 & 2	8%
Levels 3 & 4	79%
Levels 5 & above	13%

Trainee Age



17 Years and Under	1%
18 - 19	6%
20 - 24	20%
25 - 39	38%
40 Years and Over	35%

Contacts

P O Box 1245
Hamilton
3204
(07) 834 3038

The Performance of Tertiary Education Organisations

www.tec.govt.nz



Tertiary Education Commission
Te Amorangi Mātauranga Matua

Electricity Supply ITO

Organisation Type: **Industry Training Organisation**

Year: **2009**



Achievement of Credits

This measure shows the number of credits that were achieved by trainees in a given year, as a proportion of the credits trainees were enrolled in.



Completion of Programmes

This measure shows the number of programmes that were completed in a given year as a proportion of the equivalent programmes trainees were enrolled in.

Median: 47%

1	Building and Construction ITO	100%		20	Fire & Rescue Services ITO	45%	
2	NZ Hairdressing ITO	73%		21	HSI	45%	
3	Creative Trades ITO	64%		22	Competenz	44%	
4	NZ Marine ITO	63%		23	Local Government ITO	43%	
5	NZ Motor ITO (Inc)	61%		24	PGDRITO	40%	
6	NZITO	60%		25	Learning State Limited	38%	
7	ETITO	56%		26	Retail Meat ITO	37%	
8	Infra Train NZ	56%		27	Skills Active Limited*	36%	
9	Opportunity Training Organisation	56%		28	Careerforce	35%	
10	ATTO	56%		29	NZ Equine ITO	34%	
11	NZ Sports Turf ITO	54%		30	Tranzqual ITO	33%	
12	Forestry Industries ITO	53%		31	Pharmacy ITO	32%	
13	Electricity Supply ITO	53%		32	Real ITO	29%	
14	NZ Horticulture ITO	52%		33	Plastics & Materials ITO	27%	
15	Joinery ITO	51%		34	The Social Services ITO	24%	
16	Communications & Media	51%		35	Apparel & Textile ITO	21%	
17	NZ Flooring ITO	51%		36	Seafood ITO	20%	
18	Agriculture ITO	51%		37	Retail Institute	15%	
19	Building Services ITO	49%		38	Extractive Industries ITO	15%	

Median: 34%

1	Building and Construction ITO	89%		20	HSI	34%	
2	NZITO	82%		21	Infra Train NZ	34%	
3	NZ Marine ITO	75%		22	Building Services ITO	31%	
4	Fire & Rescue Services ITO	69%		23	Agriculture ITO	30%	
5	NZ Motor ITO (Inc)	66%		24	Careerforce	27%	
6	Joinery ITO	57%		25	NZ Horticulture ITO	27%	
7	Retail Meat ITO	56%		26	Plastics & Materials ITO	26%	
8	Creative Trades ITO	52%		27	Competenz	25%	
9	NZ Hairdressing ITO	52%		28	Extractive Industries ITO	24%	
10	Communications & Media	50%		29	The Social Services ITO	23%	
11	NZ Sports Turf ITO	49%		30	Opportunity Training Organisation	19%	
12	Electricity Supply ITO	46%		31	NZ Equine ITO	16%	
13	ATTO	45%		32	Tranzqual ITO	16%	
14	Forestry Industries ITO	43%		33	Local Government ITO	15%	
15	Learning State Limited	42%		34	Seafood ITO	14%	
16	NZ Flooring ITO	42%		35	Apparel & Textile ITO	12%	
17	ETITO	38%		36	Retail Institute	12%	
18	Pharmacy ITO	35%		37	Skills Active Limited*	12%	
19	PGDRITO	34%		38	Real ITO	1%	

How to read the graphs:



* Due to data submission issues, the information published about Skills Active Limited may not be an accurate reflection of their educational performance.

Disclaimer: The results in this report are generated from data submitted by Tertiary Education Organisations. While efforts have been made to verify the information, the Tertiary Education Commission does not attest to the accuracy or completeness of the results.