



## The Other Tertiary Education Provider sector

Year: 2010



### Successful Completion of Courses

Level 1-2	61%
Level 3-4	72%
Level 5-6	79%
Level 7-8	79%

This measure shows the proportion of courses in a given year that are successfully completed.



### Completion of Qualifications

Level 1-2	55%
Level 3-4	62%
Level 5-6	31%
Level 7-8	84%
Level 9-10	* %

\* Information is not available for this level group.

This measure shows the proportion of students in a given year who complete a qualification.



### Student Progression to Higher Level Study

Level 1	* %
Level 2	40%
Level 3	24%
Level 4	22%

\* Information is not available for this level group.

This measure shows the proportion of students in a given year who progress to study at a higher level after completing a qualification at levels 1 - 4.



### Students Retained in Study

Level 1-2	37%
Level 3-4	36%
Level 5-6	22%
Level 7-8	86%
Level 9-10	* %

\* Information is not available for this level group.

This measure shows the proportion of students in a given year that complete a qualification or re-enrol at the same tertiary education organisation in the following year.

#### About the Other Tertiary Education Provider sector

Other Tertiary Education Providers are a small group of providers that offer a diverse range of education. In 2010, seven Other Tertiary Education Providers received Student Achievement Component funding.

The nature of enrolments at a specific Other Tertiary Education Provider will influence its performance. For example, part-time and extra-mural students often have work or family commitments and cannot devote as much time and energy to their studies and may have different study goals.

An increase in enrolments in lengthy qualifications in 2010 may lower some TEOs' qualification completion rate.

#### Government expectations of the Other Tertiary Education Provider sector

Other Tertiary Education Providers are currently treated as a separate organisation type. From 2011 onwards, the educational performance of Other Tertiary Education Providers will be reported in conjunction with Private Training Establishments.

#### Tertiary Education Strategy

The Tertiary Education Strategy calls for better performance from the tertiary education sector as well as raising achievement for all learners under 25, and for Māori and Pacific learners.

#### Context

Number of students in total: 9,509

Number of equivalent full-time student places: 3,430

Student ethnicity*		Level of study	
European	49%	Level 1-2	15%
Maori	47%	Level 3-4	24%
Pacific	6%	Level 5-6	18%
Asian	3%	Level 7-8	42%
Other	2%	Level 9-10	0%

\*Total may exceed 100% as some students identify with more than one ethnicity.



## Toi Whakaari: NZ Drama School

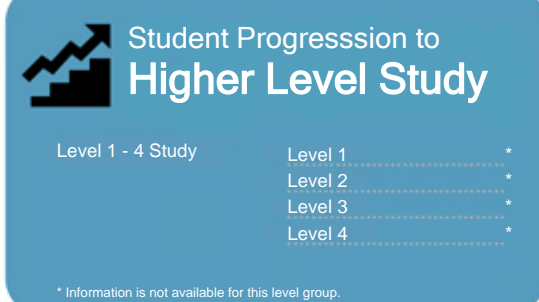
Organisation Type: Other Tertiary Education Provider  
Year: 2010



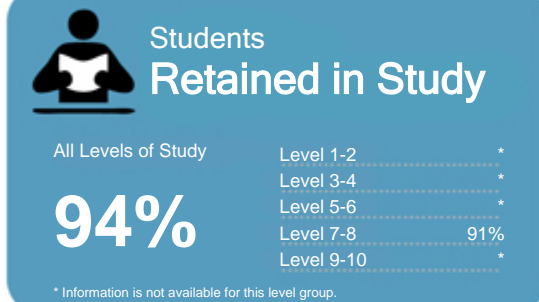
This measure shows the proportion of courses in a given year that are successfully completed.



This measure shows the proportion of students in a given year who complete a qualification.



This measure shows the proportion of students in a given year who progress to study at a higher level after completing a qualification at levels 1 - 4.



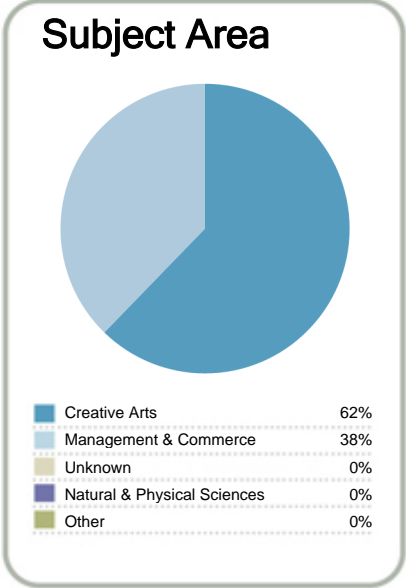
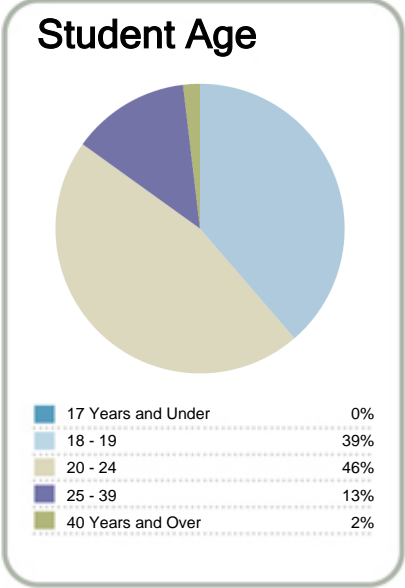
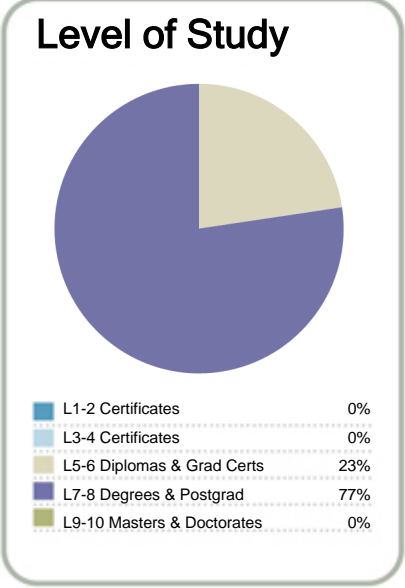
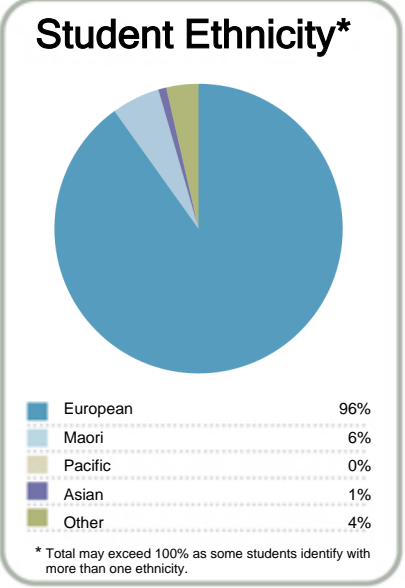
This measure shows the proportion of students in a given year that complete a qualification or re-enrol at the same tertiary education organisation in the following year.

### Context

EFTS\*: 53  
Students: 54

Further information about student characteristics may be available on the organisation's website.

\* Number of equivalent full time students.



### Contacts

PO Box 7146  
Newtown  
Wellington 6242  
New Zealand  
04 381 9251

<http://www.toiwhakaari.ac.nz>

Disclaimer: The results in this report are generated from data submitted by Tertiary Education Organisations. While efforts have been made to verify the information, the Tertiary Education Commission does not attest to the accuracy or completeness of the results.



## Toi Whakaari: NZ Drama School

Organisation Type: Other Tertiary Education Provider  
Year: 2010

**Successful Completion of Courses**

This measure shows the proportion of courses in a given year that are successfully completed.

		Median: 91%	
1	Literacy Aotearoa	97%	<div style="width: 97%;"></div>
2	Institute of Professional Legal	96%	<div style="width: 96%;"></div>
3	<b>Toi Whakaari: NZ Drama School</b>	<b>92%</b>	<div style="width: 92%;"></div>
4	Te Tari Puna Ora O Aotearoa/NZ	91%	<div style="width: 91%;"></div>
5	Taratahi Agricultural Training Centre	77%	<div style="width: 77%;"></div>
6	New Zealand Playcentre Federation	76%	<div style="width: 76%;"></div>
7	Te Kohanga Reo National Trust	53%	<div style="width: 53%;"></div>

**Completion of Qualifications**

This measure shows the proportion of students in a given year who complete a qualification.

		Median: 83%	
1	Te Tari Puna Ora O Aotearoa/NZ	100%	<div style="width: 100%;"></div>
2	Institute of Professional Legal	97%	<div style="width: 97%;"></div>
3	<b>Toi Whakaari: NZ Drama School</b>	<b>96%</b>	<div style="width: 96%;"></div>
4	Taratahi Agricultural Training Centre	70%	<div style="width: 70%;"></div>
5	Te Kohanga Reo National Trust	46%	<div style="width: 46%;"></div>
6	New Zealand Playcentre Federation	0%	<div style="width: 0%;"></div>

**Student Progression to Higher Level Study**

This measure shows the proportion of students in a given year who progress to study at a higher level after completing a qualification at levels 1 - 4.

		Median: 30%	
1	Te Kohanga Reo National Trust	33%	<div style="width: 33%;"></div>
2	Taratahi Agricultural Training Centre	27%	<div style="width: 27%;"></div>

**Students Retained in Study**

This measure shows the proportion of students in a given year that complete a qualification or re-enrol at the same tertiary education organisation in the following year.

		Median: 72%	
1	Institute of Professional Legal	97%	<div style="width: 97%;"></div>
2	<b>Toi Whakaari: NZ Drama School</b>	<b>94%</b>	<div style="width: 94%;"></div>
3	Te Tari Puna Ora O Aotearoa/NZ	91%	<div style="width: 91%;"></div>
4	Te Kohanga Reo National Trust	53%	<div style="width: 53%;"></div>
5	Taratahi Agricultural Training Centre	28%	<div style="width: 28%;"></div>
6	New Zealand Playcentre Federation	19%	<div style="width: 19%;"></div>

Information is not available for this Indicator for this Organisation.

Disclaimer: The results in this report are generated from data submitted by Tertiary Education Organisations. While efforts have been made to verify the information, the Tertiary Education Commission does not attest to the accuracy or completeness of the results.