



The Institute of Technology or Polytechnic sector Year: 2010



Successful Completion of Courses

Level 1-2	68%
Level 3-4	71%
Level 5-6	72%
Level 7-8	84%

This measure shows the proportion of courses in a given year that are successfully completed.



Completion of Qualifications

Level 1-2	45%
Level 3-4	52%
Level 5-6	51%
Level 7-8	64%
Level 9-10	66%

This measure shows the proportion of students in a given year who complete a qualification.



Student Progression to Higher Level Study

Level 1	18%
Level 2	37%
Level 3	28%
Level 4	28%

This measure shows the proportion of students in a given year who progress to study at a higher level after completing a qualification at levels 1 - 4.



Students Retained in Study

Level 1-2	42%
Level 3-4	40%
Level 5-6	53%
Level 7-8	74%
Level 9-10	78%

This measure shows the proportion of students in a given year that complete a qualification or re-enrol at the same tertiary education organisation in the following year.

About the Institute of Technology or Polytechnic sector

In 2010, the TEC funded 20 Institutes of Technology and Polytechnics (ITPs) through Student Achievement Component funding, for fewer than 1,000 to over 8,000 equivalent full-time student places.

The nature of enrolments at a specific ITP will influence its performance. For example, part-time and extra-mural students often have work or family commitments and cannot devote as much time and energy to their studies. They may also have different study goals.

An increase in enrolments in lengthy qualifications in 2010 may lower some TEOs' [qualification completion rate](#).

Government expectations of the Institute of Technology or Polytechnic sector

The government expects ITPs to:

- Enable a wide range of students to complete industry relevant certificate, diploma and applied degree qualifications
- Enable a local access to appropriate tertiary education
- Support students with low literacy, language and numeracy skills to improve these skills and progress to higher levels of learning
- Work with industry to ensure that vocational learning meets industry needs.

Tertiary Education Strategy

The Tertiary Education Strategy calls for better performance from the tertiary education sector as well as raising achievement for all learners under 25, and for Māori and Pacific learners.

Context

Number of students in total: 173,774

Number of equivalent full-time student places: 68,318

Student ethnicity*		Level of study	
European	66%	Level 1-2	15%
Maori	21%	Level 3-4	37%
Pacific	8%	Level 5-6	21%
Asian	10%	Level 7-8	26%
Other	5%	Level 9-10	0%

*Total may exceed 100% as some students identify with more than one ethnicity.



Tairawhiti Polytechnic

Organisation Type: Institute of Technology or Polytechnic
Year: 2010

Successful Completion of Courses

All Levels of Study

69%

Level 1-2	71%
Level 3-4	69%
Level 5-6	68%
Level 7-8	59%
Level 9-10	*

* Information is not available for this level group.

Completion of Qualifications

All Levels of Study

44%

Level 1-2	35%
Level 3-4	64%
Level 5-6	31%
Level 7-8	21%
Level 9-10	*

* Information is not available for this level group.

Student Progression to Higher Level Study

Level 1 - 4 Study

24%

Level 1	*
Level 2	42%
Level 3	28%
Level 4	12%

Students Retained in Study

All Levels of Study

40%

Level 1-2	26%
Level 3-4	57%
Level 5-6	63%
Level 7-8	62%
Level 9-10	*

* Information is not available for this level group.

This measure shows the proportion of courses in a given year that are successfully completed.

This measure shows the proportion of students in a given year who complete a qualification.

This measure shows the proportion of students in a given year who progress to study at a higher level after completing a qualification at levels 1 - 4.

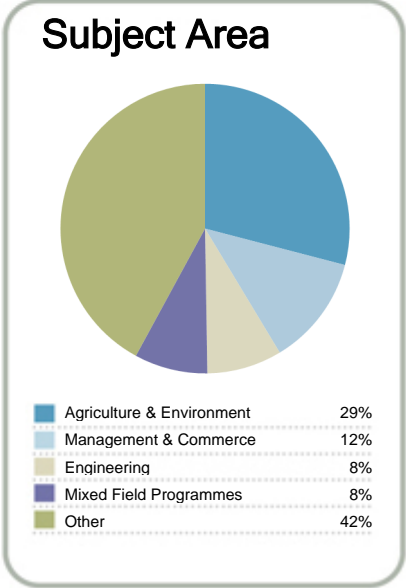
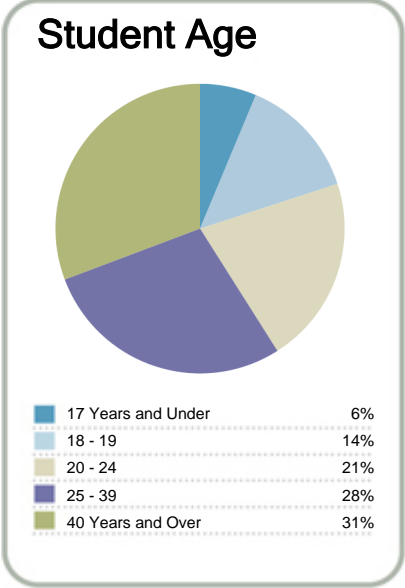
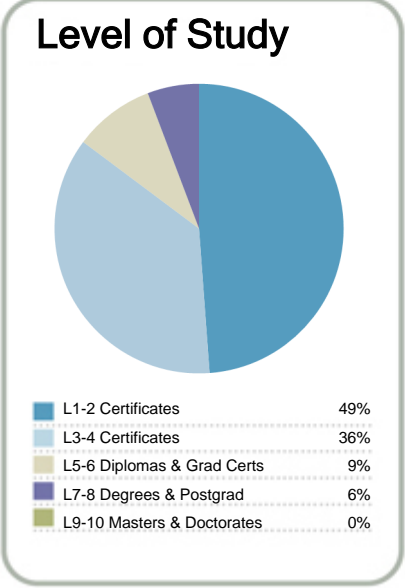
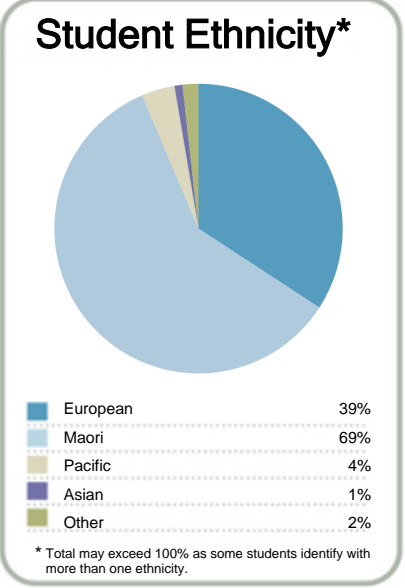
This measure shows the proportion of students in a given year that complete a qualification or re-enrol at the same tertiary education organisation in the following year.

Context

EFTS*: 756
Students: 1,934

Further information about student characteristics may be available on the organisation's website.

* Number of equivalent full time students.



Contacts

PO Box 640
GISBORNE 4040
New Zealand
06 8690810

<http://www.eit.ac.nz/tairawhiti/>



Tairawhiti Polytechnic

Organisation Type: Institute of Technology or Polytechnic
Year: 2010

Successful Completion of Courses

This measure shows the proportion of courses in a given year that are successfully completed.

		Median: 76%	
1	Aoraki Polytechnic	84%	
2	CPIT	81%	
3	MIT	80%	
4	Tai Poutini Polytechnic	79%	
5	NMIT	78%	
6	Otago Polytechnic	78%	
7	NorthTec	77%	
8	WINTEC	77%	
9	UNITEC	77%	
10	Whitireia Community Polytechnic	76%	
11	EIT	76%	
12	WITT	76%	
13	Weltec	75%	
14	Bay of Plenty Polytechnic	74%	
15	Telford Rural Polytechnic	73%	
16	Tairawhiti Polytechnic	69%	
17	Waiariki Institute of Technology	65%	
18	SIT	65%	
19	Open Polytechnic	64%	
20	UCOL	62%	

Completion of Qualifications

This measure shows the proportion of students in a given year who complete a qualification.

		Median: 57%	
1	Whitireia Community Polytechnic	65%	
2	Weltec	64%	
3	CPIT	63%	
4	Otago Polytechnic	62%	
5	WINTEC	61%	
6	NMIT	60%	
7	WITT	60%	
8	Bay of Plenty Polytechnic	59%	
9	MIT	58%	
10	Aoraki Polytechnic	57%	
11	NorthTec	56%	
12	EIT	55%	
13	UNITEC	52%	
14	UCOL	51%	
15	Tai Poutini Polytechnic	47%	
16	Telford Rural Polytechnic	45%	
17	Tairawhiti Polytechnic	44%	
18	Waiariki Institute of Technology	44%	
19	SIT	43%	
20	Open Polytechnic	33%	

Student Progression to Higher Level Study

This measure shows the proportion of students in a given year who progress to study at a higher level after completing a qualification at levels 1 - 4.

		Median: 29%	
1	MIT	47%	
2	EIT	45%	
3	SIT	45%	
4	Weltec	39%	
5	Waiariki Institute of Technology	39%	
6	UNITEC	35%	
7	Whitireia Community Polytechnic	34%	
8	Otago Polytechnic	33%	
9	WINTEC	33%	
10	CPIT	31%	
11	UCOL	28%	
12	NorthTec	27%	
13	Bay of Plenty Polytechnic	25%	
14	Tairawhiti Polytechnic	24%	
15	WITT	23%	
16	NMIT	23%	
17	Telford Rural Polytechnic	22%	
18	Tai Poutini Polytechnic	21%	
19	Open Polytechnic	20%	
20	Aoraki Polytechnic	17%	

Students Retained in Study

This measure shows the proportion of students in a given year that complete a qualification or re-enrol at the same tertiary education organisation in the following year.

		Median: 51%	
1	UNITEC	64%	
2	Weltec	61%	
3	WINTEC	59%	
4	Telford Rural Polytechnic	59%	
5	WITT	59%	
6	MIT	58%	
7	Aoraki Polytechnic	54%	
8	NorthTec	52%	
9	EIT	52%	
10	UCOL	51%	
11	NMIT	50%	
12	Bay of Plenty Polytechnic	50%	
13	Otago Polytechnic	48%	
14	Whitireia Community Polytechnic	46%	
15	CPIT	44%	
16	Tairawhiti Polytechnic	40%	
17	Waiariki Institute of Technology	39%	
18	SIT	39%	
19	Tai Poutini Polytechnic	32%	
20	Open Polytechnic	30%	

Disclaimer: The results in this report are generated from data submitted by Tertiary Education Organisations. While efforts have been made to verify the information, the Tertiary Education Commission does not attest to the accuracy or completeness of the results.