



The Private Training Establishment sector

Year: 2010



Successful Completion of Courses

Level 1-2	81%
Level 3-4	76%
Level 5-6	77%
Level 7-8	84%

This measure shows the proportion of courses in a given year that are successfully completed.



Completion of Qualifications

Level 1-2	88%
Level 3-4	71%
Level 5-6	77%
Level 7-8	84%
Level 9-10	88%

This measure shows the proportion of students in a given year who complete a qualification.



Student Progression to Higher Level Study

Level 1	* %
Level 2	13%
Level 3	34%
Level 4	20%

This measure shows the proportion of students in a given year who progress to study at a higher level after completing a qualification at levels 1 - 4.



Students Retained in Study

Level 1-2	92%
Level 3-4	58%
Level 5-6	68%
Level 7-8	74%
Level 9-10	75%

This measure shows the proportion of students in a given year that complete a qualification or re-enrol at the same tertiary education organisation in the following year.

About the Private Training Establishment sector Government expectations of the Private Training Establishment sector

In 2010, the TEC funded 196 individual Private Training Establishments (PTEs) through its Student Achievement Component fund, for fewer than 20 to over 1,500 equivalent full-time student places.

Comparing PTEs may be difficult due to additional funding for some PTEs, and also the different sizes of PTEs.

The nature of enrolments at a specific PTE will influence its performance as well as the quality of the provision. For example, part-time and extra-mural students often have work or family commitments and cannot devote as much time and energy to their studies. They may also have different study goals.

An increase in enrolments in lengthy qualifications in 2010 may lower some TEOs' qualification completion rate.

The government expects PTEs to:

- Enable students to complete high-quality qualifications that lead to employment or higher-level education
- Deliver tailored learning opportunities, such as marae and iwi-based provision and Pasifika learning environments and training
- Provide specialised qualifications and training

Tertiary Education Strategy

The Tertiary Education Strategy calls for better performance from the tertiary education sector as well as raising achievement for all learners under 25, and for Māori and Pacific learners.

Context

Number of students in total: 46,984

Number of equivalent full-time student places: 26,677

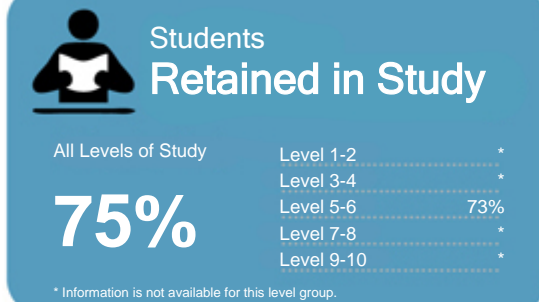
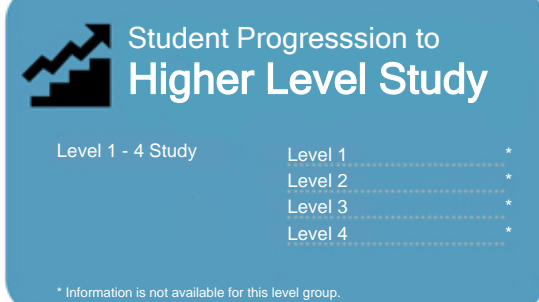
Student ethnicity*		Level of study	
European	52%	Level 1-2	0%
Maori	25%	Level 3-4	55%
Pacific	17%	Level 5-6	30%
Asian	13%	Level 7-8	14%
Other	4%	Level 9-10	1%

*Total may exceed 100% as some students identify with more than one ethnicity.



Pacific Int Hotel Management School Ltd

Organisation Type: Private Training Establishment
Year: 2010



This measure shows the proportion of courses in a given year that are successfully completed.

This measure shows the proportion of students in a given year who complete a qualification.

This measure shows the proportion of students in a given year who progress to study at a higher level after completing a qualification at levels 1 - 4.

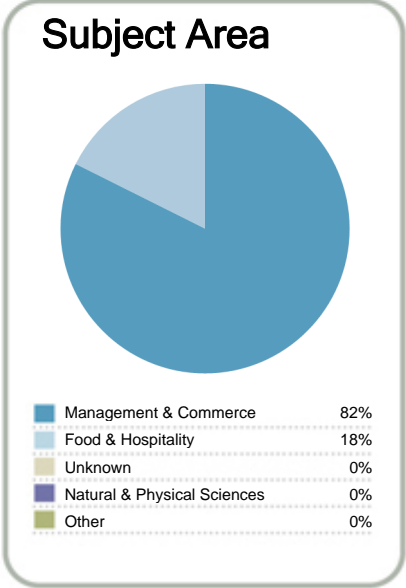
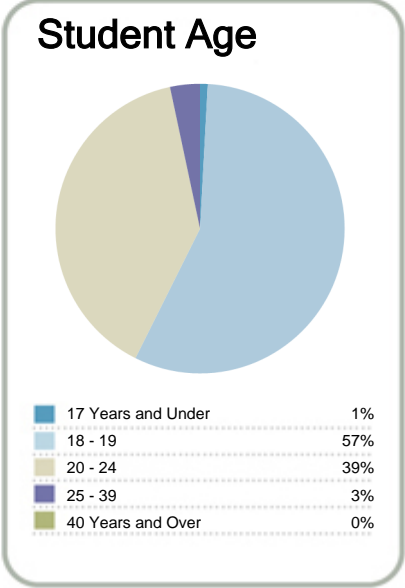
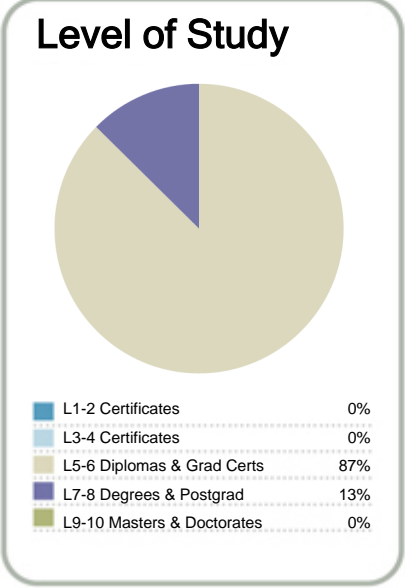
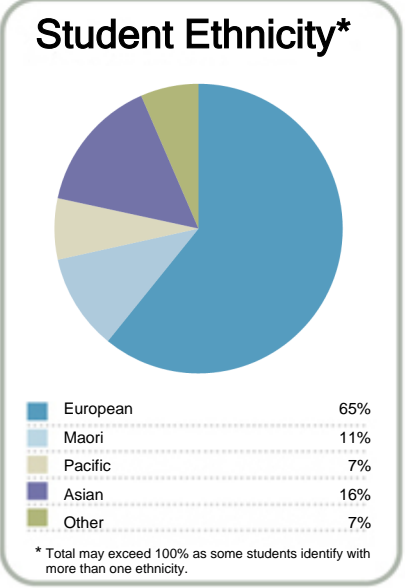
This measure shows the proportion of students in a given year that complete a qualification or re-enrol at the same tertiary education organisation in the following year.

Context

EFTS*: 108
Students: 131

Further information about student characteristics may be available on the organisation's website.

* Number of equivalent full time students.



Contacts

Private Bag 2062
New Plymouth Central
NEW PLYMOUTH
4342
New Zealand
06 755 0025

<http://www.pihms.ac.nz>

Disclaimer: The results in this report are generated from data submitted by Tertiary Education Organisations. While efforts have been made to verify the information, the Tertiary Education Commission does not attest to the accuracy or completeness of the results.



Pacific Int Hotel Management School Ltd

Organisation Type: Private Training Establishment
Year: 2010

Successful Completion of Courses

Completion of Qualifications

Student Progression to Higher Level Study

Students Retained in Study

This measure shows the proportion of courses in a given year that are successfully completed.

This measure shows the proportion of students in a given year who complete a qualification.

This measure shows the proportion of students in a given year who progress to study at a higher level after completing a qualification at levels 1 - 4.

This measure shows the proportion of students in a given year that complete a qualification or re-enrol at the same tertiary education organisation in the following year.

Median: 81%

Median: 75%

Median: 22%

Median: 69%

1	EDENZ Colleges Ltd	100%
1	Manaakitanga Aotearoa Charitable Trust	100%
1	New Zealand School of Radio Limited	100%
1	Occupational Safety Management (NZ) Ltd	100%
1	Peter Minturn (NZ) Goldsmith School	100%
1	The Film School	100%
1	Tipu Ora	100%
8	Corporate Academy Group	99%
9	NZ Inst of Electrolysis & Beauty Therapy	99%
10	College of Law NZ	99%
11	NZ School of Outdoor Studies Limited	98%
12	New Zealand College of Chiropractic	97%
13	Success Maker Education Centre	97%
14	Eastwest Coll of Intercultural Studies	96%
15	New Zealand Training Centre	95%
16	Mr Barber Training Centre	95%
17	Queenstown Resort College	95%
18	Pathways Bible and Mission College	95%
19	Good Shepherd College - Te Heparā Pai	95%
20	ACE Development	94%
21	Travel Careers & Training Limited	93%

1	Action Adventure	100%
1	AIS St Helens	100%
1	AMES Training and Resource Centre Ltd	100%
1	Anamata PTE - Whakatane	100%
1	Ardmore Flying School	100%
1	Aromaflex Academy	100%
1	Bay of Plenty College of Homeopathy Ltd	100%
1	Canterbury College of Natural Medicine	100%
1	Carey Baptist College	100%
1	College of Law NZ	100%
1	Corporate Academy Group	100%
1	Eastwest Coll of Intercultural Studies	100%
1	EDENZ Colleges Ltd	100%
1	English Teaching College	100%
1	Faith Bible College	100%
1	Manaakitanga Aotearoa Charitable Trust	100%
1	New Zealand College of Chinese Medicine	100%
1	New Zealand School of Radio Limited	100%
1	NZ School of Acupuncture & TCM	100%
1	Pacific Int Hotel Management School Ltd	100%
1	Pathways Bible and Mission College	100%

1	Eastwest Coll of Intercultural Studies	100%
1	ICA	100%
3	Natcoll Design Technology	83%
4	Hungry Creek Art and Crafts School	74%
5	AMES Training and Resource Centre Ltd	74%
6	Whitecliffe College of Arts and Design	69%
7	English Teaching College	67%
7	New Zealand Tertiary College Limited	67%
9	Advance Training Centres	65%
10	Raffles College of Design and Commerce	64%
11	Te Kura Motuhake o Te Ataarangi Inc	60%
12	Learning Post Ltd	60%
13	Ministry Training College Of Nz	60%
14	Action Adventure	58%
15	International Travel College of NZ	58%
16	Te Wananga Takiura	58%
17	Alphacrucis Limited	55%
18	Faith Bible College	55%
19	Manaakitanga Aotearoa Charitable Trust	52%
20	Martin-Hautus	51%
21	Design and Arts College of NZ Ltd	51%

1	Air New Zealand Aviation Institute	100%
1	Horowhenua Learning Centre	100%
1	KAAT Trust	100%
1	Land Based Training Limited	100%
1	Manaakitanga Aotearoa Charitable Trust	100%
1	South Pacific Bible College	100%
1	Trade Education Limited	100%
8	The Film School	98%
9	Elliott Hairdressing Training Centre Ltd	97%
10	Ruraltec Limited	97%
11	NZ School of Outdoor Studies Limited	96%
12	Eastwest Coll of Intercultural Studies	95%
13	NZ Inst of Electrolysis & Beauty Therapy	95%
14	Mahurangi Technical Institute	95%
15	Blueprint for Learning	93%
16	New Zealand Radio Training School	92%
17	New Zealand College of Chiropractic	91%
18	NZ Institute of Education 2007 Limited	91%
19	South Seas Film & Television School Ltd	91%
20	AMES Training and Resource Centre Ltd	90%
21	EDENZ Colleges Ltd	90%

Disclaimer: The results in this report are generated from data submitted by Tertiary Education Organisations. While efforts have been made to verify the information, the Tertiary Education Commission does not attest to the accuracy or completeness of the results.



Pacific Int Hotel Management School Ltd

Organisation Type: Private Training Establishment
Year: 2010

Successful Completion of Courses

Completion of Qualifications

Student Progression to Higher Level Study

Students Retained in Study

This measure shows the proportion of courses in a given year that are successfully completed.

This measure shows the proportion of students in a given year who complete a qualification.

This measure shows the proportion of students in a given year who progress to study at a higher level after completing a qualification at levels 1 - 4.

This measure shows the proportion of students in a given year that complete a qualification or re-enrol at the same tertiary education organisation in the following year.

	Median:	81%
22 Mahurangi Technical Institute	93%	
23 National College of Security Personnel	93%	
24 Carey Baptist College	93%	
25 Ashton Warner Nanny Academy	93%	
26 South Seas Film & Television School Ltd	93%	
27 Nelson Technical Institute Ltd	92%	
28 NZ Institute of Education 2007 Limited	92%	
29 Airways Training Centre	92%	
30 Target Education	92%	
31 Te Wananga Whare Tapere O Takitimu	91%	
32 Pacific Int Hotel Management School Ltd	91%	
33 Faith Bible College	91%	
34 Sir George Seymour College	90%	
35 Porse ECE Training (NZ) Limited	90%	
36 Bethlehem Institute Limited	90%	
37 Alpha Training Centre	90%	
38 New Zealand College of Chinese Medicine	89%	
39 Techorium NZ Institute of IT Ltd	89%	
40 English Teaching College	89%	
41 New Zealand Tertiary College Limited	88%	
42 Taruna College	88%	

	Median:	75%
1 Peter Minturn (NZ) Goldsmith School	100%	
1 Rangī Ruru Early Childhood College	100%	
1 Stott's Cengage Education	100%	
1 Taranaki Educare	100%	
1 Te Wananga Whare Tapere O Takitimu	100%	
1 The Film School	100%	
1 The Hairdressing College	100%	
1 Tipu Ora	100%	
1 Whitecliffe College of Arts and Design	100%	
1 Whitireia Performing Arts Company Ltd	100%	
32 Agriculture New Zealand	99%	
33 NZ Inst of Electrolysis & Beauty Therapy	99%	
34 New Zealand School of Education Limited	99%	
35 Alpha Training Centre	97%	
36 Ministry Training College Of Nz	96%	
37 Elliott Hairdressing Training Centre Ltd	96%	
38 Mr Barber Training Centre	96%	
39 People Potential Limited	95%	
40 NZ School of Outdoor Studies Limited	95%	
41 Sir George Seymour College	95%	
42 The Learning Connexion Limited	94%	

	Median:	22%
22 Information Technology Training Inst.	50%	
22 Metro Training Services (MTS)	50%	
22 NZIH	50%	
22 Peter Minturn (NZ) Goldsmith School	50%	
22 Taranaki Educare	50%	
27 Sir George Seymour College	49%	
28 Fashion and Faces International	49%	
29 Rapu Ki Rua Institute	48%	
30 Land Based Training Limited	44%	
30 Waikato School of Hairdressing Limited	44%	
32 ATC New Zealand	44%	
33 Fairview Educational Services Limited	43%	
34 New Zealand Management Academies	43%	
35 Hair to Train	43%	
36 Excel Ministries - Performing Arts	41%	
37 NZ Institute of Education 2007 Limited	40%	
38 The Hairdressing College	40%	
39 Winters School of Hairdressing 2008	39%	
40 New Zealand Welding School	39%	
41 Headquarters Hairdressing Academy Ltd	38%	
42 Academy Group (NZ) Limited	36%	

	Median:	69%
22 Mr Barber Training Centre	89%	
23 Sir George Seymour College	88%	
24 Queenstown Resort College	88%	
25 New Zealand School of Radio Limited	88%	
26 New Zealand Training Centre	87%	
27 Faith Bible College	86%	
28 Solomon Group	86%	
29 The National School of Aesthetics	85%	
30 Excel Ministries - Performing Arts	85%	
31 The Hairdressing College	85%	
32 Rangī Ruru Early Childhood College	85%	
33 New Zealand College of Chinese Medicine	85%	
34 Design and Arts College of NZ Ltd	84%	
35 Alpha Training Centre	84%	
36 Peter Minturn (NZ) Goldsmith School	83%	
37 NZ School of Acupuncture & TCM	83%	
38 Rapu Ki Rua Institute	82%	
39 Ardmore Flying School	82%	
40 Kyrewood Equestrian Centre Limited	82%	
41 Lifeway College	81%	
42 Wellington Nannies College Limited	81%	

Disclaimer: The results in this report are generated from data submitted by Tertiary Education Organisations. While efforts have been made to verify the information, the Tertiary Education Commission does not attest to the accuracy or completeness of the results.



Pacific Int Hotel Management School Ltd

Organisation Type: Private Training Establishment
Year: 2010

Successful Completion of Courses

Completion of Qualifications

Student Progression to Higher Level Study

Students Retained in Study

This measure shows the proportion of courses in a given year that are successfully completed.

This measure shows the proportion of students in a given year who complete a qualification.

This measure shows the proportion of students in a given year who progress to study at a higher level after completing a qualification at levels 1 - 4.

This measure shows the proportion of students in a given year that complete a qualification or re-enrol at the same tertiary education organisation in the following year.

Median: 81%

43	South Pacific Bible College	88%
44	Land Based Training Limited	88%
45	Trinity Methodist Theological College	88%
46	Praxis	88%
47	Blueprint for Learning	88%
48	New Zealand Inst of Fashion Tech Ltd	88%
49	NZ School of Acupuncture & TCM	87%
50	Lifeway College	87%
51	Air New Zealand Aviation Institute	87%
52	Information Technology Training Inst.	87%
53	North Shore International Academy (NSIA)	87%
54	Canterbury College of Natural Medicine	87%
55	Ardmore Flying School	87%
56	NZ College of Early Childhood Education	86%
57	Netcor Campus (NZ Education & Tourism)	86%
58	Tectra Limited	86%
59	Electec National College of Tech Ltd	86%
60	Rangi Ruru Early Childhood College	86%
61	People Potential Limited	86%
62	Freelance Animation School Limited	86%
63	The Cut Above Academy Limited	86%

Median: 75%

43	Mahurangi Technical Institute	93%
44	Travel Careers & Training Limited	92%
45	Land Based Training Limited	91%
46	Ashton Warner Nanny Academy	91%
47	The College of Future Learning NZ Ltd	90%
48	Porse ECE Training (NZ) Limited	90%
49	Airways Training Centre	90%
50	Hungry Creek Art and Crafts School	88%
51	Information Technology Training Inst.	88%
52	Blueprint for Learning	88%
53	South Seas Film & Television School Ltd	88%
54	Waikato Institute for Leisure and Sport	87%
55	New Zealand Management Academies	87%
56	New Zealand Career College Ltd	87%
57	South Pacific Bible College	87%
58	Taruna College	86%
59	National College of Security Personnel	86%
60	Air New Zealand Aviation Institute	85%
61	The Cut Above Academy Limited	85%
62	Tectra Limited	85%
63	Avonmore Tertiary Institute	84%

Median: 22%

43	New Zealand Institute of Sport	36%
44	Workforce Development Limited	36%
45	Pacific Training Institute (PTI)	33%
45	Palmerston North School of Design Ltd	33%
45	Patrick's School of Hairdressing Limited	33%
48	The Cut Above Academy Limited	32%
49	Adventure Education	32%
50	BEST Pacific Institute of Education Ltd	30%
51	New Zealand Career College Ltd	28%
52	Mara Marketing Limited	28%
53	Agribusiness Training Limited	28%
54	Quantum Education Group Limited	28%
55	Agriculture New Zealand	27%
56	PEI	27%
57	Tectra Limited	27%
58	Lifeway College	27%
59	Quantum Education Group ES Ltd	27%
60	New Zealand Inst of Fashion Tech Ltd	27%
61	Institute of Applied Learning Limited	27%
62	Auckland City Training School	25%
63	Quantum Education Group QT Limited	25%

Median: 69%

43	Wellcare Education Limited	81%
44	Academy Group (NZ) Limited	81%
45	Ashton Warner Nanny Academy	80%
46	Media Design School Limited	80%
47	ACE Development	78%
48	Taruna College	79%
49	Samala Robinson Academy Ltd	79%
50	Natcoll Design Technology	79%
51	Advance Training Centres	79%
52	International Pacific College NZ	79%
53	AIS St Helens	78%
54	Phlair International College	78%
55	Travel Careers & Training Limited	78%
56	Agriculture New Zealand	78%
57	Pathways Bible and Mission College	78%
58	Bethlehem Institute Limited	78%
59	Hair to Train	77%
60	Corporate Academy Group	77%
61	Te Wananga Whare Tapere O Takitimu	77%
62	Whitecliffe College of Arts and Design	77%
63	BEST Pacific Institute of Education Ltd	77%

Disclaimer: The results in this report are generated from data submitted by Tertiary Education Organisations. While efforts have been made to verify the information, the Tertiary Education Commission does not attest to the accuracy or completeness of the results.



Pacific Int Hotel Management School Ltd

Organisation Type: Private Training Establishment
Year: 2010

Successful Completion of Courses

Completion of Qualifications

Student Progression to Higher Level Study

Students Retained in Study

This measure shows the proportion of courses in a given year that are successfully completed.

This measure shows the proportion of students in a given year who complete a qualification.

This measure shows the proportion of students in a given year who progress to study at a higher level after completing a qualification at levels 1 - 4.

This measure shows the proportion of students in a given year that complete a qualification or re-enrol at the same tertiary education organisation in the following year.

	Median:	81%
64	Ministry Training College Of Nz	86%
65	Auckland City Training School	85%
66	New Zealand Skydiving School Ltd	85%
67	Wellcare Education Limited	85%
68	NZ Graduate School of Education Limited	85%
69	Te Wananga Takiura	84%
70	Ellipse Institute	84%
71	Aperfield Montessori Trust	84%
72	Media Design School Limited	84%
73	The National School of Aesthetics	84%
74	Premier Hairdressing College Limited	83%
75	Solomon Group	83%
76	AIS St Helens	83%
77	Whitecliffe College of Arts and Design	83%
78	Laidlaw College Incorporated	83%
79	Vineyard College	83%
80	Action Adventure	82%
81	New Zealand Career College Ltd	82%
82	The Sir Edmund Hillary Outdoor Pursuits	82%
83	Anamata PTE - Whakatane	82%
84	The Hairdressing College	82%

	Median:	75%
64	New Zealand Radio Training School	84%
65	Solomon Group	83%
66	Wellington Nannies College Limited	83%
67	Freelance Animation School Limited	83%
68	Advanced Training Academy Limited	83%
69	Construction Trade Training Unit	82%
70	The National School of Aesthetics	82%
71	Aronui Technical Training Centre	82%
72	New Zealand Training Centre	82%
73	NZ College of Early Childhood Education	82%
74	Wellpark College	82%
75	NZ College of Massage	82%
76	Headquarters Hairdressing Academy Ltd	81%
77	Ruraltec Limited	80%
78	NZ Institute of Education 2007 Limited	80%
79	Hair to Train	80%
80	Lifeway College	80%
81	Media Design School Limited	80%
82	Kyrewood Equestrian Centre Limited	80%
83	Premier Hairdressing College Limited	79%
84	Techtorium NZ Institute of IT Ltd	79%

	Median:	22%
64	Aronui Technical Training Centre	25%
65	Advanced Training Academy Limited	25%
65	The Hairdressing Academy & Col of Beauty	25%
65	Turanga Ararau	25%
65	Whitireia Performing Arts Company Ltd	25%
69	Avonmore Tertiary Institute	24%
70	Onsite Education	24%
71	Aromaflex Academy	24%
72	Polyethnic Institute of Studies	23%
73	The NZ School of Travel & Tourism	22%
74	North Shore International Academy (NSIA)	22%
75	NZ College of Massage	21%
76	Going Places Education Ltd	21%
77	Ruraltec Limited	21%
78	MSL Training Ltd	21%
79	Academy of Diving Trust	20%
80	Naturopathic College of New Zealand	20%
81	New Zealand College of Chinese Medicine	19%
82	Anamata PTE - Whakatane	19%
82	Success Maker Education Centre	19%
84	Framework Solutions Limited	18%

	Median:	69%
64	Porse ECE Training (NZ) Limited	77%
65	New Zealand Tertiary College Limited	76%
66	Te Wananga Takiura	76%
67	Premier Hairdressing College Limited	75%
68	Pacific Int Hotel Management School Ltd	75%
69	Elite Int School Of Beauty Therapy	74%
70	College of Law NZ	74%
71	Te Kura Motuhake o Te Ataarangi Inc	74%
72	New Zealand Inst of Fashion Tech Ltd	74%
73	Academy of Diving Trust	74%
74	Community Colleges New Zealand Ltd	73%
75	Aronui Technical Training Centre	73%
76	Turanga Ararau	73%
77	Carey Baptist College	73%
78	The Nanny Centre NZ	72%
79	Techtorium NZ Institute of IT Ltd	72%
80	Te Ata Hou Trust	72%
81	New Zealand School of Education Limited	72%
82	Canterbury College of Natural Medicine	72%
83	Wellpark College	71%
84	Freelance Animation School Limited	71%

Disclaimer: The results in this report are generated from data submitted by Tertiary Education Organisations. While efforts have been made to verify the information, the Tertiary Education Commission does not attest to the accuracy or completeness of the results.



Pacific Int Hotel Management School Ltd

Organisation Type: Private Training Establishment
Year: 2010

Successful Completion of Courses

Completion of Qualifications

Student Progression to Higher Level Study

Students Retained in Study

This measure shows the proportion of courses in a given year that are successfully completed.

This measure shows the proportion of students in a given year who complete a qualification.

This measure shows the proportion of students in a given year who progress to study at a higher level after completing a qualification at levels 1 - 4.

This measure shows the proportion of students in a given year that complete a qualification or re-enrol at the same tertiary education organisation in the following year.

Median: 81%

85	Academy of Diving Trust	82%
86	Agriculture New Zealand	82%
87	AMES Training and Resource Centre Ltd	81%
88	Martin-Hautus	81%
89	Waikato Institute for Leisure and Sport	81%
90	Ruraltec Limited	81%
91	The College of Future Learning NZ Ltd	81%
92	Wellington Nannies College Limited	81%
93	The Professional Bar & Restaurant School	81%
94	New Zealand Management Academies	81%
95	Winters School of Hairdressing 2008	81%
96	Palmerston North School of Design Ltd	81%
97	New Zealand Radio Training School	81%
98	Samala Robinson Academy Ltd	80%
99	Waikato School of Hairdressing Limited	80%
100	Maata Waka Enterprises	80%
101	New Zealand School of Education Limited	79%
102	Excel Ministries - Performing Arts	79%
103	International Pacific College NZ	79%
104	Catholic Institute of Aotearoa NZ	79%
105	Turanga Ararau	79%

Median: 75%

85	Winters School of Hairdressing 2008	78%
86	Good Shepherd College - Te Heparā Pai	78%
87	International College of Camille	78%
88	Samala Robinson Academy Ltd	78%
89	MSL Training Ltd	78%
90	Wellcare Education Limited	77%
91	KAAT Trust	77%
92	Academy of Diving Trust	76%
93	Waikato Institute of Education	76%
94	Auckland City Training School	76%
95	New Zealand Inst of Fashion Tech Ltd	75%
96	Auckland Hotel & Chefs Training School	75%
97	Horowhenua Learning Centre	75%
98	Ag Challenge Limited	74%
99	Natcoll Design Technology	74%
100	ATC New Zealand	74%
101	Adventure Education	74%
102	The Sir Edmund Hillary Outdoor Pursuits	74%
103	Netcor Campus (NZ Education & Tourism)	74%
104	Advance Training Centres	74%
105	Going Places Education Ltd	74%

Median: 22%

85	Wellington Nannies College Limited	18%
86	Stott's Cengage Education	18%
87	Vineyard College	17%
88	Pathways Bible and Mission College	17%
88	Solomon Group	17%
90	NZ School of Food and Wine Ltd	16%
91	Computer Power (NZ) Ltd (Spherion)	16%
92	Elliott Hairdressing Training Centre Ltd	15%
92	Phlair International College	15%
94	Corporate Academy Group	15%
95	AIS St Helens	14%
95	Electec National College of Tech Ltd	14%
95	Nelson Technical Institute Ltd	14%
95	Te RooPu A Iwi o Te Arawa	14%
99	National College of Security Personnel	14%
100	Netcor Campus (NZ Education & Tourism)	14%
101	Crown Institute of Studies	14%
102	Ag Challenge Limited	14%
103	Elite Int School Of Beauty Therapy	13%
103	Waikato Institute of Education	13%
105	Samala Robinson Academy Ltd	13%

Median: 69%

85	The College of Future Learning NZ Ltd	71%
86	International Travel College of NZ	71%
87	NZ College of Early Childhood Education	71%
88	DAS International Academy	71%
89	Headquarters Hairdressing Academy Ltd	71%
90	Auckland Hotel & Chefs Training School	70%
91	Netcor Campus (NZ Education & Tourism)	70%
92	Computer Power (NZ) Ltd (Spherion)	70%
93	NZ Graduate School of Education Limited	70%
94	Anamata PTE - Whakatane	70%
95	The Cut Above Academy Limited	70%
96	Laidlaw College Incorporated	70%
97	Lotus Holistic Centre	69%
98	Electec National College of Tech Ltd	69%
99	Airways Training Centre	69%
99	NZ School of Food and Wine Ltd	69%
101	Ag Challenge Limited	69%
102	New Zealand Institute of Sport	69%
103	Ministry Training College Of Nz	68%
104	New Zealand Welding School	67%
105	Gestalt Institute of NZ	67%

Disclaimer: The results in this report are generated from data submitted by Tertiary Education Organisations. While efforts have been made to verify the information, the Tertiary Education Commission does not attest to the accuracy or completeness of the results.



Pacific Int Hotel Management School Ltd

Organisation Type: Private Training Establishment
Year: 2010

Successful Completion of Courses

Completion of Qualifications

Student Progression to Higher Level Study

Students Retained in Study

This measure shows the proportion of courses in a given year that are successfully completed.

This measure shows the proportion of students in a given year who complete a qualification.

This measure shows the proportion of students in a given year who progress to study at a higher level after completing a qualification at levels 1 - 4.

This measure shows the proportion of students in a given year that complete a qualification or re-enrol at the same tertiary education organisation in the following year.

	Median:	81%
106 Hungry Creek Art and Crafts School	78%	
107 Whitireia Performing Arts Company Ltd	78%	
108 MSL Training Ltd	78%	
109 Ecumenical Board of Theological Studies	78%	
110 Bay of Plenty College of Homeopathy Ltd	78%	
111 Quantum Education Group QT Limited	77%	
112 New Zealand Institute of Sport	77%	
113 Royal Business College Limited	77%	
114 AMS Group Training	77%	
115 The Learning Connexion Limited	77%	
116 Sue's Computer Training Company	77%	
117 Kyrewood Equestrian Centre Limited	77%	
118 Gestalt Institute of NZ	77%	
119 Raffles College of Design and Commerce	76%	
120 New Zealand Welding School	76%	
121 Phlair International College	76%	
122 Te Kura Motuhake o Te Ataarangi Inc	76%	
123 Avonmore Tertiary Institute	76%	
124 Wellpark College	76%	
125 Agribusiness Training Limited	76%	
126 Quantum Education Group ES Ltd	75%	

	Median:	75%
106 International Travel College of NZ	74%	
107 Design and Arts College of NZ Ltd	73%	
108 Royal Business College Limited	73%	
109 The Professional Bar & Restaurant School	73%	
110 Ellipse Institute	73%	
111 Turanga Ararau	73%	
112 Vineyard College	72%	
113 Waikato School of Hairdressing Limited	72%	
114 New Zealand Institute of Sport	71%	
115 NZ Graduate School of Education Limited	71%	
116 Excel Ministries - Performing Arts	71%	
117 DAS International Academy	71%	
118 G & H Training	71%	
119 School of Business Ltd	70%	
120 North Shore International Academy (NSIA)	70%	
121 Praxis	69%	
122 Sue's Computer Training Company	69%	
123 Maata Waka Enterprises	69%	
124 SAE Institute	68%	
125 Community Colleges New Zealand Ltd	68%	
126 New Zealand Welding School	68%	

	Median:	22%
106 New Zealand Radio Training School	13%	
107 Training For You Limited	12%	
108 Travel Careers & Training Limited	12%	
109 EDENZ Colleges Ltd	12%	
109 School of Business Ltd	12%	
111 The Professional Bar & Restaurant School	11%	
112 The College of Future Learning NZ Ltd	11%	
113 Ruben Blades Hairdressing Academy	11%	
114 DAS International Academy	10%	
115 Blueprint for Learning	10%	
116 Kyrewood Equestrian Centre Limited	10%	
116 Te Ata Hou Trust	10%	
116 The National School of Aesthetics	10%	
119 Waikato Institute for Leisure and Sport	10%	
120 Porse ECE Training (NZ) Limited	9%	
121 AMS Group Training	9%	
122 Taruna College	8%	
123 Air New Zealand Aviation Institute	8%	
124 Premier Hairdressing College Limited	7%	
125 Horowhenua Learning Centre	7%	
125 NZ Inst of Electrolysis & Beauty Therapy	7%	

	Median:	69%
105 Sue's Computer Training Company	67%	
107 New Zealand Management Academies	66%	
108 Information Technology Training Inst.	66%	
109 International College of Camille	66%	
110 Winters School of Hairdressing 2008	65%	
111 Te Whare Wananga O Te Pihopatanga	65%	
112 English Teaching College	65%	
113 G & H Training	65%	
114 MSL Training Ltd	65%	
115 ATC New Zealand	64%	
116 Advanced Training Academy Limited	64%	
117 Hungry Creek Art and Crafts School	64%	
118 Aromaflex Academy	64%	
119 North Shore International Academy (NSIA)	63%	
120 National College of Security Personnel	63%	
121 New Zealand Career College Ltd	63%	
122 CPS Training	63%	
123 Target Education	62%	
124 Fashion and Faces International	62%	
125 Action Adventure	62%	
126 SAE Institute	62%	

Disclaimer: The results in this report are generated from data submitted by Tertiary Education Organisations. While efforts have been made to verify the information, the Tertiary Education Commission does not attest to the accuracy or completeness of the results.



Pacific Int Hotel Management School Ltd

Organisation Type: Private Training Establishment
Year: 2010

Successful Completion of Courses

Completion of Qualifications

Student Progression to Higher Level Study

Students Retained in Study

This measure shows the proportion of courses in a given year that are successfully completed.

This measure shows the proportion of students in a given year who complete a qualification.

This measure shows the proportion of students in a given year who progress to study at a higher level after completing a qualification at levels 1 - 4.

This measure shows the proportion of students in a given year that complete a qualification or re-enrol at the same tertiary education organisation in the following year.

Median: 81%

127	Design and Arts College of NZ Ltd	75%
128	DAS International Academy	75%
129	Advance Training Centres	75%
130	Natcoll Design Technology	75%
131	Academy Group (NZ) Limited	75%
132	SAE Institute	75%
133	Going Places Education Ltd	74%
134	Aronui Technical Training Centre	74%
135	Te Roopu A Iwi o Te Arawa	74%
136	Auckland Hotel & Chefs Training School	74%
137	ATC New Zealand	74%
138	Quantum Education Group Limited	74%
139	G & H Training	74%
140	Pacific Training Institute (PTI)	74%
141	Horowhenua Learning Centre	73%
142	Metro Training Services (MTS)	73%
143	Advanced Training Academy Limited	73%
144	Elite Int School Of Beauty Therapy	73%
145	Elliott Hairdressing Training Centre Ltd	71%
146	Alphacrucis Limited	71%
147	Lotus Holistic Centre	71%

Median: 75%

127	New Zealand Tertiary College Limited	68%
128	Gestalt Institute of NZ	68%
129	Queenstown Resort College	68%
130	Mara Marketing Limited	67%
131	Success Maker Education Centre	67%
132	Patricks School of Hairdressing Limited	65%
133	The Hairdressing Academy & Col of Beauty	65%
134	BEST Pacific Institute of Education Ltd	65%
135	Academy Group (NZ) Limited	64%
136	New Zealand Skydiving School Ltd	64%
137	Trade Education Limited	64%
138	Learning Post Ltd	64%
139	Quantum Education Group QT Limited	63%
140	CPS Training	63%
141	Fairview Educational Services Limited	63%
142	Te Kura Motuhake o Te Ataarangi Inc	62%
143	Te Ata Hou Trust	62%
144	Fashion and Faces International	61%
145	Quantum Education Group Limited	61%
146	NZ School of Food and Wine Ltd	60%
147	Raffles College of Design and Commerce	60%

Median: 22%

127	Mr Barber Training Centre	6%
128	Chubb Training Solutions	6%
129	Wellcare Education Limited	6%
130	Auckland Hotel & Chefs Training School	5%
131	Ashton Warner Nanny Academy	5%
132	The Nanny Centre NZ	4%
133	Community Colleges New Zealand Ltd	4%
134	NZ School of Outdoor Studies Limited	4%
135	Mahurangi Technical Institute	4%
136	Ellipse Institute	3%
137	Alpha Training Centre	0%
137	Carey Baptist College	0%
137	Construction Trade Training Unit	0%
137	G & H Training	0%
137	International College of Camille	0%
137	KAAT Trust	0%
137	New Zealand School of Radio Limited	0%
137	The Sir Edmund Hillary Outdoor Pursuits	0%
137	Trade Education Limited	0%

Median: 69%

127	New Zealand Skydiving School Ltd	62%
128	Vineyard College	61%
129	Trinity Methodist Theological College	61%
130	Auckland City Training School	61%
131	Maata Waka Enterprises	60%
132	Waikato Institute for Leisure and Sport	60%
133	Training For You Limited	60%
134	The Learning Connexion Limited	60%
135	Raffles College of Design and Commerce	60%
136	Palmerston North School of Design Ltd	59%
137	Adventure Education	59%
138	NZ College of Massage	58%
139	Waikato School of Hairdressing Limited	58%
140	Mara Marketing Limited	58%
141	Tectra Limited	57%
142	Avonmore Tertiary Institute	57%
143	Construction Trade Training Unit	57%
144	Quantum Education Group QT Limited	56%
145	Fairview Educational Services Limited	56%
146	Polyethnic Institute of Studies	56%
147	School of Business Ltd	54%

Disclaimer: The results in this report are generated from data submitted by Tertiary Education Organisations. While efforts have been made to verify the information, the Tertiary Education Commission does not attest to the accuracy or completeness of the results.



Pacific Int Hotel Management School Ltd

Organisation Type: Private Training Establishment
Year: 2010

Successful Completion of Courses

Completion of Qualifications

Student Progression to Higher Level Study

Students Retained in Study

This measure shows the proportion of courses in a given year that are successfully completed.

This measure shows the proportion of students in a given year who complete a qualification.

This measure shows the proportion of students in a given year who progress to study at a higher level after completing a qualification at levels 1 - 4.

This measure shows the proportion of students in a given year that complete a qualification or re-enrol at the same tertiary education organisation in the following year.

Median: 81%

148	Hair to Train	70%
149	Te Ata Hou Trust	70%
150	Ag Challenge Limited	70%
151	Patricks School of Hairdressing Limited	69%
152	KAAT Trust	69%
153	BEST Pacific Institute of Education Ltd	69%
154	NZ School of Food and Wine Ltd	69%
155	Rapu Ki Rua Institute	69%
156	Learning Post Ltd	69%
157	Naturopathic College of New Zealand	69%
158	Workforce Development Limited	68%
159	Community Colleges New Zealand Ltd	68%
160	South Pacific College of Nat Therapies	67%
161	Headquarters Hairdressing Academy Ltd	67%
162	Construction Trade Training Unit	66%
163	International College of Camille	65%
164	School of Business Ltd	65%
165	Adventure Education	65%
166	Polyethnic Institute of Studies	65%
167	Crown Institute of Studies	65%
168	Fairview Educational Services Limited	64%

Median: 75%

148	Quantum Education Group ES Ltd	59%
149	Bethlehem Institute Limited	59%
150	Elite Int School Of Beauty Therapy	59%
151	Workforce Development Limited	59%
152	Te Roopu A Iwi o Te Arawa	59%
153	Metro Training Services (MTS)	58%
154	Pacific Training Institute (PTI)	58%
155	Target Education	58%
156	ACE Development	56%
157	Institute of Applied Learning Limited	56%
158	Laidlaw College Incorporated	56%
159	Training For You Limited	55%
160	Polyethnic Institute of Studies	55%
161	Rapu Ki Rua Institute	54%
162	Catholic Institute of Aotearoa NZ	54%
163	Naturopathic College of New Zealand	54%
164	Martin-Hautus	53%
165	International Pacific College NZ	50%
166	Te Wananga Takiura	50%
167	Palmerston North School of Design Ltd	50%
168	Phlair International College	49%

Median: 22%

148	Pacific Training Institute (PTI)	54%
148	Taranaki Educare	54%
150	Martin-Hautus	53%
151	Workforce Development Limited	53%
152	Bay of Plenty College of Homeopathy Ltd	53%
153	Quantum Education Group Limited	52%
154	Royal Business College Limited	52%
155	Alphacrucis Limited	51%
156	Going Places Education Ltd	51%
157	Te Roopu A Iwi o Te Arawa	50%
157	Whitireia Performing Arts Company Ltd	50%
159	The Professional Bar & Restaurant School	49%
160	Aperfield Montessori Trust	49%
161	South Pacific College of Nat Therapies	49%
162	Patricks School of Hairdressing Limited	48%
163	Ecumenical Board of Theological Studies	48%
164	Quantum Education Group ES Ltd	47%
165	Good Shepherd College - Te Heparu Pai	47%
166	Metro Training Services (MTS)	45%
167	Agribusiness Training Limited	45%
168	AMS Group Training	45%

Median: 69%

148	Pacific Training Institute (PTI)	54%
148	Taranaki Educare	54%
150	Martin-Hautus	53%
151	Workforce Development Limited	53%
152	Bay of Plenty College of Homeopathy Ltd	53%
153	Quantum Education Group Limited	52%
154	Royal Business College Limited	52%
155	Alphacrucis Limited	51%
156	Going Places Education Ltd	51%
157	Te Roopu A Iwi o Te Arawa	50%
157	Whitireia Performing Arts Company Ltd	50%
159	The Professional Bar & Restaurant School	49%
160	Aperfield Montessori Trust	49%
161	South Pacific College of Nat Therapies	49%
162	Patricks School of Hairdressing Limited	48%
163	Ecumenical Board of Theological Studies	48%
164	Quantum Education Group ES Ltd	47%
165	Good Shepherd College - Te Heparu Pai	47%
166	Metro Training Services (MTS)	45%
167	Agribusiness Training Limited	45%
168	AMS Group Training	45%

Disclaimer: The results in this report are generated from data submitted by Tertiary Education Organisations. While efforts have been made to verify the information, the Tertiary Education Commission does not attest to the accuracy or completeness of the results.



Pacific Int Hotel Management School Ltd

Organisation Type: Private Training Establishment
Year: 2010

Successful Completion of Courses

Completion of Qualifications

Student Progression to Higher Level Study

Students Retained in Study

This measure shows the proportion of courses in a given year that are successfully completed.

This measure shows the proportion of students in a given year who complete a qualification.

This measure shows the proportion of students in a given year who progress to study at a higher level after completing a qualification at levels 1 - 4.

This measure shows the proportion of students in a given year that complete a qualification or re-enrol at the same tertiary education organisation in the following year.

Median: 81%

Median: 75%

Median: 22%

Median: 69%

169	International Travel College of NZ	64%
170	Taranaki Educare	63%
171	NZ College of Massage	63%
172	Training For You Limited	61%
173	The Hairdressing Academy & Col of Beauty	60%
174	Te Whare Wananga O Te Pihopatanga	60%
175	Fashion and Faces International	59%
176	Aromaflex Academy	58%
177	Mara Marketing Limited	57%
178	CPS Training	55%
179	Computer Power (NZ) Ltd (Spherion)	53%
180	PEI	52%
181	The NZ School of Travel & Tourism	50%
182	Ruben Blades Hairdressing Academy	50%
183	Waikato Institute of Education	47%
184	Onsite Education	47%
185	Institute of Applied Learning Limited	46%
186	Stott's Cengage Education	46%
187	Waikato Centre for Herbal Medicine Ltd	45%
188	Framework Solutions Limited	44%
189	ICA	43%

169	Computer Power (NZ) Ltd (Spherion)	49%
170	Agribusiness Training Limited	48%
171	Lotus Holistic Centre	48%
172	Crown Institute of Studies	47%
173	Alphacrucis Limited	46%
174	South Pacific College of Nat Therapies	46%
175	New Zealand College of Chiropractic	43%
176	Onsite Education	42%
177	PEI	42%
178	Electec National College of Tech Ltd	41%
179	Nelson Technical Institute Ltd	40%
180	Framework Solutions Limited	36%
181	Aperfield Montessori Trust	35%
182	AMS Group Training	26%
183	Ecumenical Board of Theological Studies	23%
184	Ruben Blades Hairdressing Academy	22%
185	Waikato Centre for Herbal Medicine Ltd	17%
186	Te Whare Wananga O Te Pihopatanga	16%
187	The NZ School of Travel & Tourism	16%
188	Chubb Training Solutions	15%
189	Auckland College of Classical Homeopathy	0%

169	The Hairdressing Academy & Col of Beauty	43%
170	Waikato Centre for Herbal Medicine Ltd	43%
171	NZIH	43%
172	Catholic Institute of Aotearoa NZ	41%
173	Waikato Institute of Education	40%
174	Ruben Blades Hairdressing Academy	40%
175	Crown Institute of Studies	40%
176	Success Maker Education Centre	40%
177	Onsite Education	38%
178	Naturopathic College of New Zealand	35%
179	Stott's Cengage Education	33%
180	Nelson Technical Institute Ltd	33%
181	Institute of Applied Learning Limited	31%
182	Learning Post Ltd	30%
183	The Sir Edmund Hillary Outdoor Pursuits	30%
184	Framework Solutions Limited	29%
185	Chubb Training Solutions	29%
186	Ellipse Institute	28%
187	PEI	27%
188	Tipu Ora	24%
189	The NZ School of Travel & Tourism	17%

Disclaimer: The results in this report are generated from data submitted by Tertiary Education Organisations. While efforts have been made to verify the information, the Tertiary Education Commission does not attest to the accuracy or completeness of the results.



Pacific Int Hotel Management School Ltd

Organisation Type: Private Training Establishment
Year: 2010

Successful Completion of Courses

This measure shows the proportion of courses in a given year that are successfully completed.

Median: 81%

190	Trade Education Limited	38%
191	Auckland College of Classical Homeopathy	33%
192	NZ Career College (2010) Limited	32%
193	Chubb Training Solutions	15%

Completion of Qualifications

This measure shows the proportion of students in a given year who complete a qualification.

Median: 75%

189	ICA	0%
189	NZ Career College (2010) Limited	0%
189	Occupational Safety Management (NZ) Ltd	0%
189	Trinity Methodist Theological College	0%

Student Progression to Higher Level Study

This measure shows the proportion of students in a given year who progress to study at a higher level after completing a qualification at levels 1 - 4.

Median: 22%

Students Retained in Study

This measure shows the proportion of students in a given year that complete a qualification or re-enrol at the same tertiary education organisation in the following year.

Median: 69%

190	ICA	4%
191	Auckland College of Classical Homeopathy	1%
192	Directions Appearance Technology Trainin	0%
192	MASTERS Institute	0%
192	NZ Career College (2010) Limited	0%
192	Occupational Safety Management (NZ) Ltd	0%
192	Wellington Performing Arts Centre Limite	0%

Disclaimer: The results in this report are generated from data submitted by Tertiary Education Organisations. While efforts have been made to verify the information, the Tertiary Education Commission does not attest to the accuracy or completeness of the results.