



## All Industry Training Organisations

Organisation Type: **Industry Training Organisation**

Year: **2011**



### Achievement of Credits

All Levels of Study

# 71%

Levels 1 & 2	62%
Levels 3 & 4	75%
Levels 5 & above	57%

This measure shows the number of credits that were achieved by trainees in a given year, as a proportion of the credits trainees were enrolled in.



### Completion of Programmes

All Levels of Study

# 69%

Levels 1 & 2	58%
Levels 3 & 4	73%
Levels 5 & above	55%

This measure shows the number of programmes that were completed in a given year as a proportion of the credits trainees were enrolled in.

#### About Industry Training

In 2011, the TEC funded 36 Industry Training Organisations (ITOs) through the Industry Training Fund and Modern Apprenticeships Scheme.

Industry training organisations do not provide training themselves, but act as brokers between employers and training providers.

ITOs range in size from small ITOs that may cover a single industry to large ITOs that cover multiple industries

Many of the industries that ITOs represent have long established trades and apprenticeship models with an associated history and culture of regulated training, other ITOs may represent industries where the culture of training is still developing.

ITOs are expected to receive a cash contribution from their industries. The volume of this contribution is expected to be at least 30 percent of the total funding an ITO receives. Firms may contribute to the cost of training in other ways.

#### Government expectations of Industry Training

The Government expects Industry Training Organisations to:

- Enable working New Zealanders to complete nationally recognised qualifications.
- Create clear pathways towards advanced trade qualifications at levels four and above.
- Build and maintain strong support from the industries they serve.

To give effect to these expectations, ITOs have three statutory functions:

- to set skill standards for their industry;
- to develop arrangements for the delivery of training;
- to provide leadership within their industry on skill and training needs.

#### Tertiary Education Strategy

The Tertiary Education Strategy calls for better performance from the tertiary education sector as well as raising achievement for all learners under 25, and for Māori and Pacific learners.

#### Context

Number of trainees: 140,056

Number of STMs\*: 45,074

Trainee ethnicity*		Level of study	
European	66%	Level 1-2	33%
Māori	17%	Level 3-4	62%
Pacific	7%	Level 5 and above	4%
Other	11%		

\*Standard training measures - an STM is the amount of training required to achieve 120 credits.

\*Total may exceed 100% as some trainees identify with more than one ethnicity.

# The Performance of Tertiary Education Organisations

www.tec.govt.nz



Tertiary Education Commission  
Te Amorangi Mātauranga Matua

## Agriculture ITO

Organisation Type: **Industry Training Organisation**

Year: **2011**



### Achievement of Credits

All Levels of Study

**50%**

Levels 1 & 2	66%
Levels 3 & 4	46%
Levels 5 & above	33%

This measure shows the number of credits that were achieved by trainees in a given year, as a proportion of the credits trainees were enrolled in.



### Completion of Programmes

All Levels of Study

**49%**

Levels 1 & 2	67%
Levels 3 & 4	42%
Levels 5 & above	50%

This measure shows the number of programmes that were completed in a given year as a proportion of the equivalent programmes trainees were enrolled in.

### Context

Trainees: 12,050

STMs\*: 5,053

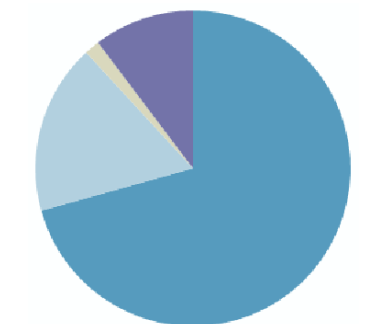
#### Industry Coverage

Industry Cash Contribution: 29%

Further information about trainee characteristics may be available on the organisation's website.

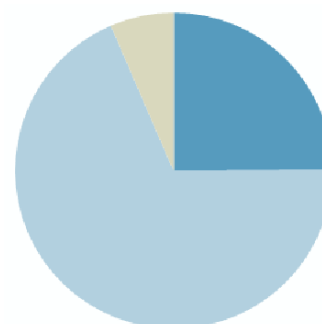
\*STMs (Standard Training Measures) show the number of equivalent full-time trainees.

### Trainee Ethnicity



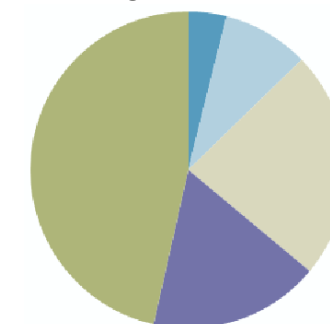
European	71%
Maori	17%
Pacific	2%
Other	10%

### Level of Study



Levels 1 & 2	25%
Levels 3 & 4	69%
Levels 5 & above	7%

### Trainee Age



17 Years and Under	4%
18 - 19	9%
20 - 24	23%
25 - 29	17%
30 Years and Over	46%

### Contacts

P O Box 10383  
The Terrace  
Wellington 6143  
(04) 801 9616

www.agito.ac.nz

**Disclaimer:** The results in this report are generated from data submitted by Tertiary Education Organisations. While efforts have been made to verify the information, the Tertiary Education Commission does not attest to the accuracy or completeness of the results.

# The Performance of Tertiary Education Organisations

www.tec.govt.nz



Tertiary Education Commission  
Te Amorangi Mātauranga Matua

## Comparative Educational Performance

Organisation Type: **Industry Training Organisation**

Year: **2011**



### Achievement of Credits

This measure shows the number of credits that were achieved by trainees in a given year, as a proportion of the credits trainees were enrolled in.



### Completion of Programmes

This measure shows the number of programmes that were completed in a given year as a proportion of the credits trainees were enrolled in.

Median: 62%

1	Building and Construction ITO	100%		19	Competenz	61%	
2	PGDR ITO	100%		20	DecorateNZ & FloorNZ	61%	
3	Social Services ITO	100%		21	Retail Institute	57%	
4	Retail Meat ITO	100%		22	Plastics & Materials ITO	55%	
5	NZ Marine ITO	100%		23	Skills Active	55%	
6	NZ Motor ITO (Inc)	97%		24	ATTTO	55%	
7	Building Service Contractors	94%		25	The Skills Organisation	52%	
8	HSI	88%		26	Tranzqual ITO	52%	
9	NZ Hairdressing ITO	87%		27	<b>Agriculture ITO</b>	<b>50%</b>	
10	Pharmacy ITO	81%		28	InfraTrain NZ	50%	
11	Communications & Media	77%		29	Electricity Supply ITO	50%	
12	NZ Horticulture ITO	76%		30	Forest Industry Training	50%	
13	Careerforce	76%		31	EMQUAL	46%	
14	Real ITO	73%		32	Opportunity Training	45%	
15	NZ Sports Turf ITO	73%		33	Apparel and Textile ITO	45%	
16	Joinery ITO	72%		34	NZ Equine ITO	43%	
17	Learning State Limited	68%		35	NZ Seafood	41%	
18	NZITO	62%		36	Extractive Industries ITO	32%	

Median: 52%

1	Building and Construction ITO	100%		19	ATTTO	50%	
2	NZ Motor ITO (Inc)	100%		20	<b>Agriculture ITO</b>	<b>49%</b>	
3	NZITO	100%		21	Plastics & Materials ITO	48%	
4	NZ Marine ITO	100%		22	EMQUAL	47%	
5	PGDR ITO	98%		23	InfraTrain NZ	45%	
6	NZ Hairdressing ITO	85%		24	The Skills Organisation	45%	
7	Pharmacy ITO	83%		25	Skills Active	44%	
8	HSI	79%		26	Real ITO	43%	
9	Careerforce	74%		27	Electricity Supply ITO	39%	
10	Competenz	72%		28	DecorateNZ & FloorNZ	38%	
11	Joinery ITO	68%		29	Opportunity Training	30%	
12	Communications & Media	68%		30	Apparel and Textile ITO	29%	
13	Learning State Limited	67%		31	Building Service Contractors	28%	
14	Retail Meat ITO	66%		32	Forest Industry Training	26%	
15	NZ Horticulture ITO	58%		33	Extractive Industries ITO	23%	
16	Tranzqual ITO	57%		34	NZ Seafood	20%	
17	NZ Sports Turf ITO	57%		35	Social Services ITO	20%	
18	Retail Institute	54%		36	NZ Equine ITO	11%	

#### How to read the graphs:



**Disclaimer:** The results in this report are generated from data submitted by Tertiary Education Organisations. While efforts have been made to verify the information, the Tertiary Education Commission does not attest to the accuracy or completeness of the results.