



All Industry Training Organisations

Organisation Type: **Industry Training Organisation**

Year: **2011**



Achievement of Credits

All Levels of Study

71%

Levels 1 & 2	62%
Levels 3 & 4	75%
Levels 5 & above	57%

This measure shows the number of credits that were achieved by trainees in a given year, as a proportion of the credits trainees were enrolled in.



Completion of Programmes

All Levels of Study

69%

Levels 1 & 2	58%
Levels 3 & 4	73%
Levels 5 & above	55%

This measure shows the number of programmes that were completed in a given year as a proportion of the credits trainees were enrolled in.

About Industry Training

In 2011, the TEC funded 36 Industry Training Organisations (ITOs) through the Industry Training Fund and Modern Apprenticeships Scheme.

Industry training organisations do not provide training themselves, but act as brokers between employers and training providers.

ITOs range in size from small ITOs that may cover a single industry to large ITOs that cover multiple industries

Many of the industries that ITOs represent have long established trades and apprenticeship models with an associated history and culture of regulated training, other ITOs may represent industries where the culture of training is still developing.

ITOs are expected to receive a cash contribution from their industries. The volume of this contribution is expected to be at least 30 percent of the total funding an ITO receives. Firms may contribute to the cost of training in other ways.

Government expectations of Industry Training

The Government expects Industry Training Organisations to:

- Enable working New Zealanders to complete nationally recognised qualifications.
- Create clear pathways towards advanced trade qualifications at levels four and above.
- Build and maintain strong support from the industries they serve.

To give effect to these expectations, ITOs have three statutory functions:

- to set skill standards for their industry;
- to develop arrangements for the delivery of training;
- to provide leadership within their industry on skill and training needs.

Tertiary Education Strategy

The Tertiary Education Strategy calls for better performance from the tertiary education sector as well as raising achievement for all learners under 25, and for Māori and Pacific learners.

Context

Number of trainees: 140,056

Number of STMs*: 45,074

Trainee ethnicity*		Level of study	
European	66%	Level 1-2	33%
Māori	17%	Level 3-4	62%
Pacific	7%	Level 5 and above	4%
Other	11%		

*Standard training measures - an STM is the amount of training required to achieve 120 credits.

*Total may exceed 100% as some trainees identify with more than one ethnicity.

The Performance of Tertiary Education Organisations

www.tec.govt.nz



Tertiary Education Commission
Te Amorangi Mātauranga Matua

NZITO

Organisation Type: **Industry Training Organisation**

Year: **2011**



Achievement of Credits

All Levels of Study

62%

Levels 1 & 2	55%
Levels 3 & 4	56%
Levels 5 & above	100%

This measure shows the number of credits that were achieved by trainees in a given year, as a proportion of the credits trainees were enrolled in.



Completion of Programmes

All Levels of Study

100%

Levels 1 & 2	100%
Levels 3 & 4	100%
Levels 5 & above	100%

This measure shows the number of programmes that were completed in a given year as a proportion of the equivalent programmes trainees were enrolled in.

Context

Trainees: 6,116

STMs*: 1,765

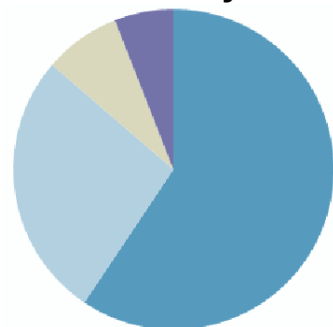
Industry Coverage

Industry Cash Contribution: 53%

Further information about trainee characteristics may be available on the organisation's website.

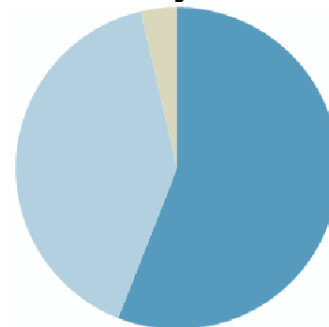
*STMs (Standard Training Measures) show the number of equivalent full-time trainees.

Trainee Ethnicity



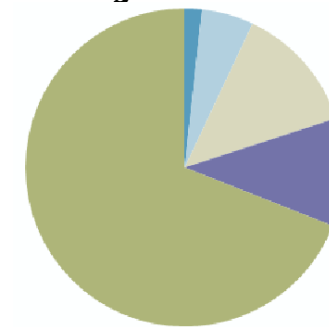
European	59%
Maori	27%
Pacific	8%
Other	6%

Level of Study



Levels 1 & 2	56%
Levels 3 & 4	40%
Levels 5 & above	4%

Trainee Age



17 Years and Under	2%
18 - 19	5%
20 - 24	13%
25 - 29	11%
30 Years and Over	69%

Contacts

PO Box 488
Waikato Mail Centre
Hamilton 3240
(07) 858 4821

www.nzito.co.nz

Disclaimer: The results in this report are generated from data submitted by Tertiary Education Organisations. While efforts have been made to verify the information, the Tertiary Education Commission does not attest to the accuracy or completeness of the results.

The Performance of Tertiary Education Organisations

www.tec.govt.nz



Tertiary Education Commission
Te Amorangi Mātauranga Matua

Comparative Educational Performance

Organisation Type: **Industry Training Organisation**

Year: **2011**



Achievement of Credits

This measure shows the number of credits that were achieved by trainees in a given year, as a proportion of the credits trainees were enrolled in.



Completion of Programmes

This measure shows the number of programmes that were completed in a given year as a proportion of the credits trainees were enrolled in.

Median: 62%

1	Building and Construction ITO	100%	
2	PGDR ITO	100%	
3	Social Services ITO	100%	
4	Retail Meat ITO	100%	
5	NZ Marine ITO	100%	
6	NZ Motor ITO (Inc)	97%	
7	Building Service Contractors	94%	
8	HSI	88%	
9	NZ Hairdressing ITO	87%	
10	Pharmacy ITO	81%	
11	Communications & Media	77%	
12	NZ Horticulture ITO	76%	
13	Careerforce	76%	
14	Real ITO	73%	
15	NZ Sports Turf ITO	73%	
16	Joinery ITO	72%	
17	Learning State Limited	68%	
18	NZITO	62%	
19	Competenz	61%	
20	DecorateNZ & FloorNZ	61%	
21	Retail Institute	57%	
22	Plastics & Materials ITO	55%	
23	Skills Active	55%	
24	ATTTTO	55%	
25	The Skills Organisation	52%	
26	Tranzqual ITO	52%	
27	Agriculture ITO	50%	
28	InfraTrain NZ	50%	
29	Electricity Supply ITO	50%	
30	Forest Industry Training	50%	
31	EMQUAL	46%	
32	Opportunity Training	45%	
33	Apparel and Textile ITO	45%	
34	NZ Equine ITO	43%	
35	NZ Seafood	41%	
36	Extractive Industries ITO	32%	

Median: 52%

1	Building and Construction ITO	100%	
2	NZ Motor ITO (Inc)	100%	
3	NZITO	100%	
4	NZ Marine ITO	100%	
5	PGDR ITO	98%	
6	NZ Hairdressing ITO	85%	
7	Pharmacy ITO	83%	
8	HSI	79%	
9	Careerforce	74%	
10	Competenz	72%	
11	Joinery ITO	68%	
12	Communications & Media	68%	
13	Learning State Limited	67%	
14	Retail Meat ITO	66%	
15	NZ Horticulture ITO	58%	
16	Tranzqual ITO	57%	
17	NZ Sports Turf ITO	57%	
18	Retail Institute	54%	
19	ATTTTO	50%	
20	Agriculture ITO	49%	
21	Plastics & Materials ITO	48%	
22	EMQUAL	47%	
23	InfraTrain NZ	45%	
24	The Skills Organisation	45%	
25	Skills Active	44%	
26	Real ITO	43%	
27	Electricity Supply ITO	39%	
28	DecorateNZ & FloorNZ	38%	
29	Opportunity Training	30%	
30	Apparel and Textile ITO	29%	
31	Building Service Contractors	28%	
32	Forest Industry Training	26%	
33	Extractive Industries ITO	23%	
34	NZ Seafood	20%	
35	Social Services ITO	20%	
36	NZ Equine ITO	11%	

How to read the graphs:



Disclaimer: The results in this report are generated from data submitted by Tertiary Education Organisations. While efforts have been made to verify the information, the Tertiary Education Commission does not attest to the accuracy or completeness of the results.