



## The Private Training Establishment sector

Year: 2012



### Successful Completion of Courses

Level 1-2	68%
Level 3-4	80%
Level 5-6	81%
Level 7-8	86%

This measure shows the proportion of courses in a given year that are successfully completed.



### Completion of Qualifications

Level 1-2	92%
Level 3-4	75%
Level 5-6	79%
Level 7-8	100%
Level 9-10	91%

This measure shows the proportion of students in a given year who complete a qualification.



### Student Progression to Higher Level Study

Level 1	* %
Level 2	26%
Level 3	31%
Level 4	22%

\* Information is not available for this level group.

This measure shows the proportion of students in a given year who progress to study at a higher level after completing a qualification at levels 1 - 4.



### Students Retained in Study

Level 1-2	62%
Level 3-4	65%
Level 5-6	61%
Level 7-8	82%
Level 9-10	77%

This measure shows the proportion of students in a given year that complete a qualification or re-enrol at the same tertiary education organisation in the following year.

## About the Private Training Establishment sector Government expectations of the Private Training Establishment sector

In 2012 the TEC funded 197 Private Training Establishments (PTEs) through its Student Achievement Component fund.

The size and characteristics of PTEs vary. Smaller specialised PTEs may offer a single qualification for fewer than 20 equivalent full-time students (EFTS). The largest PTEs may offer a range of qualifications to over a thousand EFTS. For these reasons comparing PTEs may be difficult.

The government expects PTEs to:

- Enable students to complete high-quality qualifications that lead to employment or higher-level education
- Deliver tailored learning opportunities, such as marae and iwi-based provision and Pasifika learning environments and training
- Provide specialised qualifications and training

### Tertiary Education Strategy

The Tertiary Education Strategy calls for better performance from the tertiary education sector as well as raising achievement for all learners under 25, and for Māori and Pasifika learners.

### Context

Number of students in total: 48,441

Number of equivalent full-time student places: 27,441

Student ethnicity*		Level of study	
European	55%	Level 1-2	1%
Maori	28%	Level 3-4	48%
Pacific	17%	Level 5-6	32%
Asian	8%	Level 7-8	18%
Other	4%	Level 9-10	0%

\*Total may exceed 100% as some students identify with more than one ethnicity.



## Hungry Creek Art and Crafts School

Organisation Type: Private Training Establishment  
Year: 2012

### Successful Completion of Courses

All Levels of Study

**84%**

Level 1-2	*
Level 3-4	*
Level 5-6	*
Level 7-8	*
Level 9-10	*

\* Information is not available for this level group.

### Completion of Qualifications

All Levels of Study

**100%**

Level 1-2	*
Level 3-4	*
Level 5-6	*
Level 7-8	*
Level 9-10	*

\* Information is not available for this level group.

### Student Progression to Higher Level Study

Level 1 - 4 Study

**100%**

Level 1	*
Level 2	*
Level 3	*
Level 4	*

\* Information is not available for this level group.

### Students Retained in Study

All Levels of Study

**76%**

Level 1-2	*
Level 3-4	*
Level 5-6	*
Level 7-8	*
Level 9-10	*

\* Information is not available for this level group.

This measure shows the proportion of courses in a given year that are successfully completed.

This measure shows the proportion of students in a given year who complete a qualification.

This measure shows the proportion of students in a given year who progress to study at a higher level after completing a qualification at levels 1 - 4.

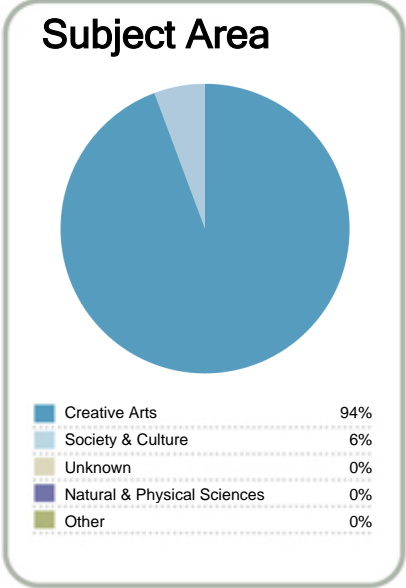
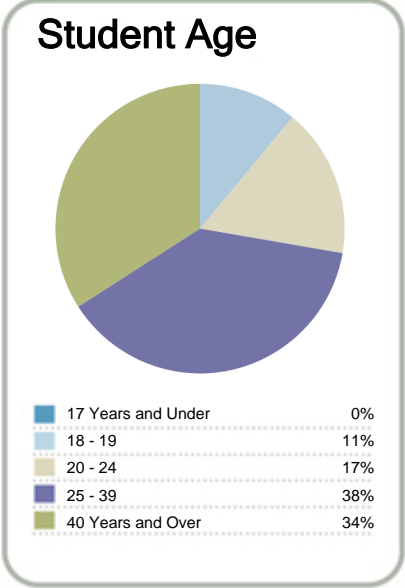
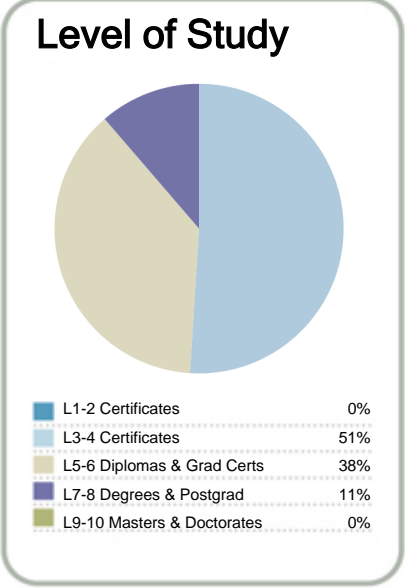
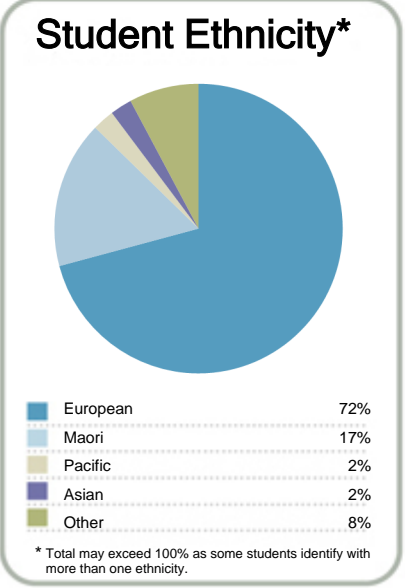
This measure shows the proportion of students in a given year that complete a qualification or re-enrol at the same tertiary education organisation in the following year.

### Context

EFTS\*: 40  
Students: 53

Further information about student characteristics may be available on the organisation's website.

\* Number of equivalent full time students.



### Contacts

PO Box 404241  
PUHOI 0951  
New Zealand  
09 422 0752

<http://www.hungrycreek.ac.nz>

Disclaimer: The results in this report are generated from data submitted by Tertiary Education Organisations. While efforts have been made to verify the information, the Tertiary Education Commission does not attest to the accuracy or completeness of the results.



## Hungry Creek Art and Crafts School

Organisation Type: Private Training Establishment  
Year: 2012

**Successful Completion of Courses**

**Completion of Qualifications**

**Student Progression to Higher Level Study**

**Students Retained in Study**

This measure shows the proportion of courses in a given year that are successfully completed.

This measure shows the proportion of students in a given year who complete a qualification.

This measure shows the proportion of students in a given year who progress to study at a higher level after completing a qualification at levels 1 - 4.

This measure shows the proportion of students in a given year that complete a qualification or re-enrol at the same tertiary education organisation in the following year.

Median: 85%

Median: 82%

Median: 23%

Median: 77%

1	ICL Business School	100%
1	Manaakitanga Aotearoa Charitable Trust	100%
1	Occupational Safety Management (NZ) Ltd	100%
1	Royal Business College Limited	100%
1	Techtorium NZ Institute of IT Ltd	100%
1	The Film School	100%
7	Good Shepherd College - Te Heparā Pai	99%
8	Ardmore Flying School	99%
9	Waikato Institute of Education	98%
10	North Shore Language School	98%
11	Air Hawke's Bay Ltd	98%
12	New Zealand College of Chiropractic	98%
13	NZ School of Outdoor Studies Limited	97%
14	Literacy Aotearoa	96%
15	Peter Minturn (NZ) Goldsmith School	96%
16	HLC	96%
17	Alpha Training Centre	96%
18	South Pacific Bible College	96%
19	Pacific Int Hotel Management School Ltd	95%
20	The Hairdressing College	95%
21	Quantum Education Group ES Ltd	95%

1	Air Hawke's Bay Ltd	100%
1	AIS St Helens	100%
1	AMES Training and Resource Centre Ltd	100%
1	Animation College New Zealand Limited	100%
1	Aromaflex Academy	100%
1	Carey Baptist College	100%
1	College of Law NZ	100%
1	Eastwest Coll of Intercultural Studies	100%
1	EDENZ Colleges Ltd	100%
1	English Teaching College	100%
1	<b>Hungry Creek Art and Crafts School</b>	<b>100%</b>
1	International College of Camille	100%
1	Manaakitanga Aotearoa Charitable Trust	100%
1	New Zealand College of Chiropractic	100%
1	New Zealand Management Academies	100%
1	New Zealand Tertiary College Limited	100%
1	NZ College of Massage	100%
1	NZ School of Acupuncture & TCM	100%
1	Quantum Education Group ES Ltd	100%
1	Quantum Education Group QT Limited	100%
1	South Pacific College of Natural Medicin	100%

1	<b>Hungry Creek Art and Crafts School</b>	<b>100%</b>
2	NZ School of Outdoor Studies Limited	89%
3	Yoobee School of Design.	81%
4	Peter Minturn (NZ) Goldsmith School	70%
5	Manaakitanga Aotearoa Charitable Trust	69%
6	Kyewood Equestrian Centre Limited	67%
6	New Zealand College of Chinese Medicine	67%
6	Whitecliffe College of Arts and Design	67%
9	Raffles College of Design and Commerce	64%
10	Faith Bible College	64%
10	The Sir Edmund Hillary Outdoor Pursuits	64%
12	Martin-Hautus	63%
12	Palmerston North School of Design Ltd	63%
14	Tipu Ora	60%
15	The Learning Connexion Limited	59%
16	Action Adventure	54%
17	New Zealand Career College Ltd	52%
18	New Zealand Management Academies	52%
19	Alphacrucis Limited	50%
19	Pacific Training Institute (PTI)	50%
21	Rapu Ki Rua Institute	47%

1	EDENZ Colleges Ltd	100%
1	Evolution School of Holistic Therapies	100%
1	Manaakitanga Aotearoa Charitable Trust	100%
1	North Shore Language School	100%
1	NZ School of Outdoor Studies Limited	100%
1	Peter Minturn (NZ) Goldsmith School	100%
1	Solomon Group	100%
8	Elliott Hairdressing Training Centre Ltd	99%
9	Mr Barber Training Centre	97%
10	College of Law NZ	97%
11	Institute of Professional Legal Studies	97%
12	Te Wananga Whare Tapere O Takitimu	97%
13	New Zealand College of Chiropractic	96%
14	Pathways Bible and Mission College	95%
14	The Sir Edmund Hillary Outdoor Pursuits	95%
16	NZ Inst of Electrolysis & Beauty Therapy	94%
17	Ardmore Flying School	93%
17	Trinity Methodist Theological College	93%
19	New Zealand School of Radio Limited	92%
20	Academy of Diving Trust	92%
21	The Hairdressing College	91%

Disclaimer: The results in this report are generated from data submitted by Tertiary Education Organisations. While efforts have been made to verify the information, the Tertiary Education Commission does not attest to the accuracy or completeness of the results.



## Hungry Creek Art and Crafts School

Organisation Type: Private Training Establishment  
Year: 2012



### Successful Completion of Courses



### Completion of Qualifications



### Student Progression to Higher Level Study



### Students Retained in Study

This measure shows the proportion of courses in a given year that are successfully completed.

This measure shows the proportion of students in a given year who complete a qualification.

This measure shows the proportion of students in a given year who progress to study at a higher level after completing a qualification at levels 1 - 4.

This measure shows the proportion of students in a given year that complete a qualification or re-enrol at the same tertiary education organisation in the following year.

Successful Completion of Courses		Completion of Qualifications		Student Progression to Higher Level Study		Students Retained in Study					
Rank	Percentage	Rank	Percentage	Rank	Percentage	Rank	Percentage				
Median:	85%	Median:	82%	Median:	23%	Median:	77%				
22	EDENZ Colleges Ltd	95%	1	Te Tari Puna Ora O Aotearoa/NZ Childcare	100%	22	The College of Future Learning NZ Ltd	47%	22	New Zealand Training Centre	91%
23	Travel Careers & Training Limited	94%	1	Te Wananga Whare Tapere O Takitimu	100%	23	Ministry Training College of NZ	46%	23	Queenstown Resort College	90%
24	Mr Barber Training Centre	94%	1	The Learning Connexion Limited	100%	24	Computer Power (NZ) Ltd (Spherion)	44%	24	Porse ECE Training (NZ) Limited	90%
25	South Seas Film & Television School Ltd	94%	1	Wellpark College	100%	24	Naturopathic College of New Zealand	44%	25	Te Tari Puna Ora O Aotearoa/NZ Childcare	90%
26	Waikato School of Hairdressing Limited	93%	1	Whitecliffe College of Arts and Design	100%	26	Ellipse Institute	44%	26	The Film School	90%
27	Vineyard College	93%	27	Tectra Limited	98%	27	Design and Arts College of NZ Ltd	44%	27	Rangi Ruru Early Childhood College	89%
28	Tectra Limited	93%	28	The Film School	98%	28	Waikato School of Hairdressing Limited	43%	28	Faith Bible College	89%
29	Institute of Professional Legal Studies	93%	29	Airways Training Centre	98%	29	Excel Ministries - Performing Arts	43%	28	Lifeway College	89%
30	Quantum Education Group QT Limited	93%	30	Kyrewood Equestrian Centre Limited	97%	30	Te RooPu A Iwi o Te Arawa	43%	30	Whitireia New Zealand Limited	89%
31	Sir George Seymour College	93%	31	Techtorium NZ Institute of IT Ltd	97%	31	Sir George Seymour College	42%	31	Sir George Seymour College	88%
32	School of Business Ltd	93%	32	Vineyard College	97%	32	The NZ School of Travel & Tourism	42%	32	The College of Future Learning NZ Ltd	88%
33	Faith Bible College	93%	33	Laidlaw College Incorporated	97%	33	The Hairdressing College	41%	33	AMES Training and Resource Centre Ltd	87%
34	Blueprint for Learning	93%	34	NZ School of Outdoor Studies Limited	97%	34	Workforce Development Limited	41%	34	Hair to Train	87%
35	Kyrewood Equestrian Centre Limited	93%	35	Waikato Institute for Leisure and Sport	96%	35	International Travel College of NZ	41%	35	Animation College New Zealand Limited	87%
36	Evolution School of Holistic Therapies	93%	36	Polyethnic Institute of Studies	96%	36	New Zealand Tertiary College Limited	40%	36	People Potential Limited	86%
37	Construction Trade Training Unit	93%	37	The College of Future Learning NZ Ltd	96%	37	The Cut Above Academy Limited	39%	37	MSL Training Ltd	86%
38	Martin-Hautus	92%	38	HLC	96%	38	New Zealand Welding School	39%	38	New Zealand Tertiary College Limited	86%
39	NZ Inst of Electrolysis & Beauty Therapy	92%	39	Quantum Education Group Limited	95%	39	Academy Group (NZ) Limited	38%	39	Blueprint for Learning	86%
40	Servilles Academy Limited	92%	40	Academy of Diving Trust	95%	40	Te Wananga Takiura	37%	40	Travel Careers & Training Limited	86%
41	Lifeway College	92%	41	Sir George Seymour College	95%	41	Mara Marketing Limited	35%	41	South Seas Film & Television School Ltd	85%
42	New Zealand Training Centre	91%	42	Travel Careers & Training Limited	95%	42	Servilles Academy Limited	35%	42	New Zealand College of Chinese Medicine	85%

Disclaimer: The results in this report are generated from data submitted by Tertiary Education Organisations. While efforts have been made to verify the information, the Tertiary Education Commission does not attest to the accuracy or completeness of the results.



## Hungry Creek Art and Crafts School

Organisation Type: Private Training Establishment  
Year: 2012

**Successful Completion of Courses**

**Completion of Qualifications**

**Student Progression to Higher Level Study**

**Students Retained in Study**

This measure shows the proportion of courses in a given year that are successfully completed.

This measure shows the proportion of students in a given year who complete a qualification.

This measure shows the proportion of students in a given year who progress to study at a higher level after completing a qualification at levels 1 - 4.

This measure shows the proportion of students in a given year that complete a qualification or re-enrol at the same tertiary education organisation in the following year.

Median: 85%

43	Alphacrucis International College	91%
44	Target Education	91%
45	Eastwest Coll of Intercultural Studies	91%
46	Toi Whakaari: NZ Drama School	91%
47	South Pacific College of Natural Medicin	91%
48	Te Wananga Takiura	91%
49	Trinity Methodist Theological College	90%
50	Queenstown Resort College	90%
51	New Zealand College of Chinese Medicine	90%
52	Taranaki Educare	90%
53	Polyethnic Institute of Studies	90%
54	Porse ECE Training (NZ) Limited	90%
55	MSL Training Ltd	90%
56	Academy of Diving Trust	90%
57	Air New Zealand Aviation Institute	89%
58	New Zealand School of Radio Limited	89%
59	Bethlehem Institute Limited	89%
60	NZ College of Early Childhood Education	89%
61	Rangi Ruru Early Childhood College	89%
62	New Zealand Management Academies	89%
63	Whitecliffe College of Arts and Design	89%

Median: 82%

43	Occupational Safety Management (NZ) Ltd	95%
44	Ministry Training College of NZ	94%
45	East Auckland Performing Arts Limited	93%
46	Maata Waka Enterprises	93%
47	Taruna College	93%
48	Mr Barber Training Centre	93%
49	South Seas Film & Television School Ltd	93%
50	School of Business Ltd	93%
51	Peter Minturn (NZ) Goldsmith School	93%
52	Blueprint for Learning	93%
53	Target Education	91%
54	Evolution School of Holistic Therapies	91%
55	Institute of Professional Legal Studies	91%
56	NZ Inst of Electrolysis & Beauty Therapy	91%
57	ATC New Zealand	91%
58	Academy Group (NZ) Limited	90%
59	MSL Training Ltd	90%
60	Construction Trade Training Unit	90%
61	Mahurangi Technical Institute	89%
62	New Zealand School of Education Limited	89%
63	New Zealand School of Radio Limited	89%

Median: 23%

43	Institute of Applied Learning Limited	35%
44	Hair to Train	35%
45	Travel Careers & Training Limited	34%
46	Praxis	33%
46	Te Kura Motuhake o Te Ataarangi Inc	33%
48	Ashton Warner Nanny Academy	31%
48	Fairview Educational Services Limited	31%
50	Adventure Education	31%
51	BEST Pacific Institute of Education Ltd	31%
52	Tectra Limited	31%
53	NZ Institute of Education 2007 Limited	30%
54	Academy of Diving Trust	29%
55	New Zealand Inst of Fashion Tech Ltd	29%
56	ATC New Zealand	29%
56	Crown Institute of Studies	29%
56	Success Maker Education Centre	29%
59	Auckland City Training School	28%
60	Quantum Education Group ES Ltd	27%
61	Advance Training Centres	26%
62	Lifeway College	26%
63	Vineyard College	25%

Median: 77%

43	Carey Baptist College	85%
44	Ashton Warner Nanny Academy	84%
45	Excel Ministries - Performing Arts	84%
46	Mahurangi Technical Institute	84%
47	Bethlehem Institute Limited	84%
48	International College of Camille	84%
49	Servilles Academy Limited	84%
50	Techorium NZ Institute of IT Ltd	84%
51	ACE Training Limited	83%
51	EastBay Rural Education Activities Inc.	83%
51	ITTI	83%
51	Kyewood Equestrian Centre Limited	83%
51	Pacific Int Hotel Management School Ltd	83%
51	Praxis	83%
51	South Pacific Bible College	83%
51	Toi Whakaari: NZ Drama School	83%
59	Te Wananga Takiura	83%
60	Yoobee School of Design.	83%
61	AMS Group Training	83%
62	Ag Challenge Limited	83%
63	Eastwest Coll of Intercultural Studies	83%

Disclaimer: The results in this report are generated from data submitted by Tertiary Education Organisations. While efforts have been made to verify the information, the Tertiary Education Commission does not attest to the accuracy or completeness of the results.





## Hungry Creek Art and Crafts School

Organisation Type: Private Training Establishment  
Year: 2012

**Successful Completion of Courses**

**Completion of Qualifications**

**Student Progression to Higher Level Study**

**Students Retained in Study**

This measure shows the proportion of courses in a given year that are successfully completed.

This measure shows the proportion of students in a given year who complete a qualification.

This measure shows the proportion of students in a given year who progress to study at a higher level after completing a qualification at levels 1 - 4.

This measure shows the proportion of students in a given year that complete a qualification or re-enrol at the same tertiary education organisation in the following year.

	Median:	85%
64	Quantum Education Group Limited	89%
65	New Zealand Tertiary College Limited	89%
66	Tipu Ora	89%
67	Praxis	89%
68	Taratahi Agricultural Training Centre	89%
69	Media Design School Limited	88%
70	Carey Baptist College	88%
71	North Shore International Academy (NSIA)	88%
72	Wellington Nannies College Limited	88%
73	English Teaching College	88%
74	Academy Group (NZ) Limited	88%
75	Te Tari Puna Ora O Aotearoa/NZ Childcare	88%
76	Ministry Training College of NZ	88%
77	The National School of Aesthetics	87%
78	New Zealand Inst of Fashion Tech Ltd	87%
79	Ashton Warner Nanny Academy	87%
80	New Zealand Career College Ltd	87%
81	The Cut Above Academy Limited	87%
82	NZ Graduate School of Education Limited	86%
83	NZ School of Acupuncture & TCM	86%
84	Taruna College	86%

	Median:	82%
64	Servilles Academy Limited	89%
65	Porse ECE Training (NZ) Limited	89%
66	Elliott Hairdressing Training Centre Ltd	89%
67	Faith Bible College	89%
68	The Cut Above Academy Limited	88%
69	Toi Whakaari: NZ Drama School	87%
70	International Pacific College NZ	87%
71	Bethlehem Institute Limited	87%
72	AMS Group Training	87%
73	Palmerston North School of Design Ltd	86%
74	Waikato School of Hairdressing Limited	86%
75	Training For You Limited	85%
76	Hair to Train	85%
77	NZ Graduate School of Education Limited	85%
78	Alpha Training Centre	85%
78	Solomon Group	85%
80	Wellcare Education Limited	84%
81	NZ School of Food and Wine Ltd	84%
82	Taratahi Agricultural Training Centre	84%
83	Tipu Ora	84%
84	Avonmore Tertiary Institute	84%

	Median:	23%
64	Harrington\Vaughan Academy of Hairdress	25%
65	New Zealand Institute of Sport	25%
66	The Hairdressing Academy & Col of Beauty	25%
67	Quantum Education Group Limited	25%
68	MSL Training Ltd	24%
69	Corporate Academy Group	24%
69	ITTI	24%
71	DAS International Academy	23%
72	Advanced Training Academy Limited	23%
72	Land Based Training Limited	23%
74	Training For You Limited	23%
75	Elliott Hairdressing Training Centre Ltd	23%
76	PEI	22%
77	Taranaki Educare	22%
77	Waikato Institute of Education	22%
79	Metro Training Services (MTS)	21%
80	Anamata PTE - Whakatane	20%
80	Aronui Technical Training Centre	20%
80	Te Ata Hou Trust	20%
83	The Professional Bar & Restaurant School	19%
84	Evolution School of Holistic Therapies	19%

	Median:	77%
64	Palmerston North School of Design Ltd	83%
65	The National School of Aesthetics	82%
66	Polyethnic Institute of Studies	82%
67	Waikato School of Hairdressing Limited	82%
68	Ministry Training College of NZ	82%
69	Gestalt Institute of NZ	82%
70	Anamata PTE - Whakatane	82%
71	Waikato Institute of Education	82%
72	Alpha Training Centre	81%
73	NZ School of Acupuncture & TCM	81%
74	AIS St Helens	81%
75	Advance Training Centres	81%
76	Whitecliffe College of Arts and Design	81%
77	International Pacific College NZ	81%
78	Media Design School Limited	81%
79	Corporate Academy Group	80%
80	The Cut Above Academy Limited	80%
81	Wellpark College	80%
82	NZ Institute of Education 2007 Limited	80%
83	Tipu Ora	80%
84	North Shore International Academy (NSIA)	80%

Disclaimer: The results in this report are generated from data submitted by Tertiary Education Organisations. While efforts have been made to verify the information, the Tertiary Education Commission does not attest to the accuracy or completeness of the results.



## Hungry Creek Art and Crafts School

Organisation Type: Private Training Establishment  
Year: 2012

**Successful Completion of Courses**

**Completion of Qualifications**

**Student Progression to Higher Level Study**

**Students Retained in Study**

This measure shows the proportion of courses in a given year that are successfully completed.

This measure shows the proportion of students in a given year who complete a qualification.

This measure shows the proportion of students in a given year who progress to study at a higher level after completing a qualification at levels 1 - 4.

This measure shows the proportion of students in a given year that complete a qualification or re-enrol at the same tertiary education organisation in the following year.

Median: 85%

85	Auckland City Training School	86%
86	Laidlaw College Incorporated	86%
87	Pathways Bible and Mission College	86%
88	Turanga Ararau	86%
89	International College of Camille	86%
90	Te Roopu A Iwi o Te Arawa	86%
91	International Travel College of NZ	85%
92	Ag Challenge Limited	85%
93	Aperfield Montessori Trust	85%
94	National College of Security Personnel	85%
95	Onsite Education	85%
96	AIS St Helens	85%
97	Land Based Training Limited	85%
98	Waikato Institute for Leisure and Sport	85%
99	Animation College New Zealand Limited	85%
100	New Zealand Institute of Sport	85%
101	The Learning Connexion Limited	85%
102	Catholic Institute of Aotearoa NZ	85%
103	Solomon Group	85%
104	Wellpark College	85%
105	Yoobee School of Design.	85%

Median: 82%

85	The Sir Edmund Hillary Outdoor Pursuits	83%
86	Ashton Warner Nanny Academy	83%
87	Yoobee School of Design.	83%
88	International Travel College of NZ	83%
89	Land Based Training Limited	83%
90	Air New Zealand Aviation Institute	82%
91	SAE Institute	82%
92	The Hairdressing College	82%
93	Rangi Ruru Early Childhood College	82%
94	People Potential Limited	82%
95	Te Roopu A Iwi o Te Arawa	82%
96	Excel Ministries - Performing Arts	82%
97	Corporate Academy Group	82%
98	The National School of Aesthetics	82%
99	New Zealand Inst of Fashion Tech Ltd	82%
100	Lifeway College	81%
101	South Pacific Bible College	81%
102	Wellington Nannies College Limited	81%
103	ITTI	80%
104	New Zealand Institute of Sport	80%
105	Queenstown Resort College	80%

Median: 23%

85	Onsite Education	18%
86	Learning Post Ltd	18%
87	Taratahi Agricultural Training Centre	18%
88	New Zealand School of Radio Limited	17%
89	Quantum Education Group QT Limited	17%
90	AIS St Helens	17%
90	Nelson Technical Institute Ltd	17%
90	School of Business Ltd	17%
90	Solomon Group	17%
94	Stotts Correspondence Education Ltd	16%
95	Alphacrucis International College	15%
95	Turanga Ararau	15%
97	Agriculture New Zealand	15%
98	EDENZ Colleges Ltd	15%
99	Samala Robinson Academy Ltd	15%
100	Netcor Campus (NZ Education & Tourism)	14%
100	Te Kohanga Reo National Trust Board	14%
102	International College of Camille	14%
103	NZ School of Food and Wine Ltd	13%
103	Trade Education Limited	13%
105	Air New Zealand Aviation Institute	13%

Median: 77%

85	Harrington\Vaughan Academy of Hairdress	80%
85	Pacific Training Institute (PTI)	80%
85	Patrick's School of Hairdressing Limited	80%
88	Premier Hairdressing Academy	80%
89	BEST Pacific Institute of Education Ltd	80%
90	Land Based Training Limited	79%
91	Vineyard College	79%
92	Wellington Nannies College Limited	79%
93	NZ Graduate School of Education Limited	79%
94	Quantum Education Group QT Limited	78%
95	New Zealand Institute of Sport	78%
96	Good Shepherd College - Te Heparā Pai	78%
96	Rapu Ki Rua Institute	78%
98	Taruna College	77%
99	Alphacrucis International College	77%
100	HLC	77%
101	Air New Zealand Aviation Institute	77%
102	New Zealand Career College Ltd	76%
103	Samala Robinson Academy Ltd	76%
104	Auckland Hotel & Chefs Training School	76%
105	Academy Group (NZ) Limited	76%

Disclaimer: The results in this report are generated from data submitted by Tertiary Education Organisations. While efforts have been made to verify the information, the Tertiary Education Commission does not attest to the accuracy or completeness of the results.



## Hungry Creek Art and Crafts School

Organisation Type: Private Training Establishment  
Year: 2012

**Successful Completion of Courses**

**Completion of Qualifications**

**Student Progression to Higher Level Study**

**Students Retained in Study**

This measure shows the proportion of courses in a given year that are successfully completed.

This measure shows the proportion of students in a given year who complete a qualification.

This measure shows the proportion of students in a given year who progress to study at a higher level after completing a qualification at levels 1 - 4.

This measure shows the proportion of students in a given year that complete a qualification or re-enrol at the same tertiary education organisation in the following year.

	Median: 85%
106	CPS Training 84%
<b>107</b>	<b>Hungry Creek Art and Crafts School 84%</b>
108	International Pacific College NZ 84%
109	Excel Ministries - Performing Arts 84%
110	Rapu Ki Rua Institute 84%
111	Te Kura Motuhake o Te Ataarangi Inc 83%
112	Corporate Academy Group 83%
113	Agriculture New Zealand 83%
114	NZ College of Massage 83%
115	People Potential Limited 83%
116	Mahurangi Technical Institute 83%
117	AMES Training and Resource Centre Ltd 83%
118	Anamata PTE - Whakatane 82%
119	New Zealand Skydiving School Ltd 82%
120	ITTI 82%
121	Palmerston North School of Design Ltd 82%
122	SAE Institute 82%
123	Aromaflex Academy 82%
124	New Zealand Playcentre Federation Inc 82%
125	Trade Education Limited 81%
126	Samala Robinson Academy Ltd 81%

	Median: 82%
106	Pathways Bible and Mission College 80%
107	Harrington\Vaughan Academy of Hairdress 80%
108	NZ College of Early Childhood Education 79%
109	New Zealand Career College Ltd 79%
110	Netcor Campus (NZ Education & Tourism) 79%
111	Turanga Ararau 79%
112	Patricks School of Hairdressing Limited 78%
113	Design and Arts College of NZ Ltd 78%
114	Onsite Education 78%
115	Waikato Institute of Education 77%
116	Trinity Methodist Theological College 77%
117	Good Shepherd College - Te Heparu Pai 76%
118	Workforce Development Limited 76%
119	New Zealand Welding School 76%
120	Agriculture New Zealand 76%
121	Te Wananga Takiura 75%
122	Bay of Plenty College of Homeopathy Ltd 75%
123	Premier Hairdressing Academy 75%
124	New Zealand Training Centre 74%
125	Media Design School Limited 74%
126	Sue's Computer Training Company 74%

	Median: 23%
106	Waikato Institute for Leisure and Sport 13%
107	Avonmore Tertiary Institute 12%
108	Auckland Hotel & Chefs Training School 11%
108	North Shore Language School 11%
110	English Teaching College 11%
110	NZ Inst of Electrolysis & Beauty Therapy 11%
112	Whitireia New Zealand Limited 11%
113	North Shore International Academy (NSIA) 11%
114	Mr Barber Training Centre 10%
115	Community Colleges New Zealand Ltd 10%
116	Framework Solutions Limited 9%
117	Occupational Safety Management (NZ) Ltd 8%
118	Chubb Training Solutions 8%
119	Blueprint for Learning 7%
120	Porse ECE Training (NZ) Limited 7%
121	Elite Int School Of Beauty Therapy 7%
122	EastBay Rural Education Activities Inc. 7%
123	Wellington Nannies College Limited 7%
124	Ag Challenge Limited 6%
125	Aromaflex Academy 6%
125	Mahurangi Technical Institute 6%

	Median: 77%
106	Waikato Institute for Leisure and Sport 76%
<b>107</b>	<b>Hungry Creek Art and Crafts School 76%</b>
108	New Zealand Management Academies 75%
109	New Zealand Inst of Fashion Tech Ltd 75%
110	Wellcare Education Limited 75%
111	Auckland City Training School 75%
111	Target Education 75%
111	Trade Education Limited 75%
114	International Travel College of NZ 75%
115	Laidlaw College Incorporated 75%
116	Design and Arts College of NZ Ltd 74%
117	National College of Security Personnel 73%
118	Institute of Applied Learning Limited 73%
119	Agriculture New Zealand 72%
120	Construction Trade Training Unit 72%
121	Turanga Ararau 72%
122	DAS International Academy 72%
123	Quantum Education Group ES Ltd 71%
124	Raffles College of Design and Commerce 71%
125	Te Ata Hou Trust 70%
126	New Zealand School of Education Limited 70%

Disclaimer: The results in this report are generated from data submitted by Tertiary Education Organisations. While efforts have been made to verify the information, the Tertiary Education Commission does not attest to the accuracy or completeness of the results.





## Hungry Creek Art and Crafts School

Organisation Type: Private Training Establishment  
Year: 2012

**Successful Completion of Courses**

**Completion of Qualifications**

**Student Progression to Higher Level Study**

**Students Retained in Study**

This measure shows the proportion of courses in a given year that are successfully completed.

This measure shows the proportion of students in a given year who complete a qualification.

This measure shows the proportion of students in a given year who progress to study at a higher level after completing a qualification at levels 1 - 4.

This measure shows the proportion of students in a given year that complete a qualification or re-enrol at the same tertiary education organisation in the following year.

Median: 85%

127	AMS Group Training	81%
128	Wellcare Education Limited	81%
129	Crown Institute of Studies	81%
130	Patricks School of Hairdressing Limited	80%
131	Hair to Train	80%
132	Metro Training Services (MTS)	80%
133	East Auckland Performing Arts Limited	79%
134	Netcor Campus (NZ Education & Tourism)	79%
135	ATC New Zealand	79%
136	Airways Training Centre	79%
137	New Zealand Welding School	79%
138	DAS International Academy	79%
139	NZ Institute of Education 2007 Limited	79%
140	Design and Arts College of NZ Ltd	79%
141	Avonmore Tertiary Institute	79%
142	Fairview Educational Services Limited	78%
143	College of Law NZ	78%
144	Framework Solutions Limited	78%
145	NZ School of Food and Wine Ltd	78%
146	Nelson Technical Institute Ltd	77%
147	Queens Academic Group Limited	77%

Median: 82%

127	Royal Business College Limited	74%
128	Auckland Hotel & Chefs Training School	74%
129	Raffles College of Design and Commerce	74%
130	Aronui Technical Training Centre	74%
131	Praxis	73%
132	Samala Robinson Academy Ltd	73%
133	Trade Education Limited	72%
134	Auckland City Training School	72%
135	Te Kohanga Reo National Trust Board	71%
136	G & H Training	71%
137	Pacific Int Hotel Management School Ltd	71%
138	Martin-Hautus	71%
139	NZ Institute of Education 2007 Limited	70%
140	EastBay Rural Education Activities Inc.	70%
141	New Zealand College of Chinese Medicine	70%
142	New Zealand Skydiving School Ltd	69%
143	Ag Challenge Limited	69%
144	DAS International Academy	69%
145	Literacy Aotearoa	69%
146	Vet Nurse plus Limited	69%
147	Alphacrucis International College	68%

Median: 23%

127	Taruna College	6%
128	Agribusiness Training Limited	6%
129	National College of Security Personnel	6%
130	AMS Group Training	5%
131	NZ College of Massage	5%
132	HLC	5%
133	Premier Hairdressing Academy	4%
134	G & H Training	4%
135	People Potential Limited	4%
136	Wellcare Education Limited	2%
137	Alpha Training Centre	0%
137	Avatar Institute of Learning	0%
137	Carey Baptist College	0%
137	Construction Trade Training Unit	0%
137	Fashion and Faces International	0%
137	Lotus Holistic Centre	0%
137	Patricks School of Hairdressing Limited	0%
137	Plant & Food Research	0%
137	Polyethnic Institute of Studies	0%

Median: 77%

127	Action Adventure	70%
128	New Zealand Skydiving School Ltd	70%
129	Martin-Hautus	70%
130	Elite Int School Of Beauty Therapy	70%
131	New Zealand Welding School	69%
132	Training For You Limited	69%
133	ATC New Zealand	68%
134	Te Kura Motuhake o Te Ataarangi Inc	68%
135	Onsite Education	68%
136	School of Business Ltd	68%
137	Lotus Holistic Centre	68%
138	Netcor Campus (NZ Education & Tourism)	68%
139	G & H Training	67%
140	SAE Institute	67%
141	Taratahi Agricultural Training Centre	67%
142	Community Colleges New Zealand Ltd	67%
142	Queens Academic Group Limited	67%
144	Maata Waka Enterprises	66%
145	NZ College of Early Childhood Education	66%
146	Te Kohanga Reo National Trust Board	66%
147	Avonmore Tertiary Institute	65%

Disclaimer: The results in this report are generated from data submitted by Tertiary Education Organisations. While efforts have been made to verify the information, the Tertiary Education Commission does not attest to the accuracy or completeness of the results.



## Hungry Creek Art and Crafts School

Organisation Type: Private Training Establishment  
Year: 2012



### Successful Completion of Courses



### Completion of Qualifications



### Student Progression to Higher Level Study



### Students Retained in Study

This measure shows the proportion of courses in a given year that are successfully completed.

Median: 85%

148	Sue's Computer Training Company	77%
149	Te Wananga Whare Tapere O Takitimu	77%
150	Success Maker Education Centre	76%
151	The College of Future Learning NZ Ltd	76%
152	Bay of Plenty College of Homeopathy Ltd	76%
153	Vet Nurse plus Limited	76%
154	Auckland Hotel & Chefs Training School	76%
155	Action Adventure	75%
156	Aronui Technical Training Centre	75%
157	The Hairdressing Academy & Col of Beauty	75%
158	Whitireia New Zealand Limited	74%
159	Pacific Training Institute (PTI)	74%
160	Workforce Development Limited	73%
161	Alphacrucis Limited	73%
162	Premier Hairdressing Academy	73%
163	Elite Int School Of Beauty Therapy	73%
164	Harrington\Vaughan Academy of Hairdress	72%
165	Elliott Hairdressing Training Centre Ltd	72%
166	G & H Training	72%
167	New Zealand School of Education Limited	71%
168	The Professional Bar & Restaurant School	71%

This measure shows the proportion of students in a given year who complete a qualification.

Median: 82%

148	Rapu Ki Rua Institute	68%
149	Elite Int School Of Beauty Therapy	66%
150	Action Adventure	66%
151	National College of Security Personnel	66%
152	Anamata PTE - Whakatane	65%
153	Crown Institute of Studies	65%
154	Fairview Educational Services Limited	65%
155	Metro Training Services (MTS)	65%
156	Gestalt Institute of NZ	63%
157	The Professional Bar & Restaurant School	62%
158	CPS Training	62%
159	Catholic Institute of Aotearoa NZ	62%
160	Whitireia New Zealand Limited	61%
161	Mara Marketing Limited	61%
162	The Hairdressing Academy & Col of Beauty	58%
163	Advanced Training Academy Limited	58%
164	Advance Training Centres	57%
165	Aperfield Montessori Trust	54%
166	The NZ School of Travel & Tourism	54%
167	North Shore International Academy (NSIA)	53%
168	BEST Pacific Institute of Education Ltd	52%

This measure shows the proportion of students in a given year who progress to study at a higher level after completing a qualification at levels 1 - 4.

Median: 23%

148	Quantum Education Group Limited	65%
149	English Teaching College	65%
150	The Learning Connexion Limited	65%
151	Aronui Technical Training Centre	64%
152	Fairview Educational Services Limited	64%
153	Taranaki Educare	64%
154	Advanced Training Academy Limited	63%
155	The Hairdressing Academy & Col of Beauty	63%
156	Sue's Computer Training Company	63%
157	Tectura Limited	63%
158	Workforce Development Limited	61%
159	Metro Training Services (MTS)	61%
160	South Pacific College of Natural Medicin	61%
161	The Professional Bar & Restaurant School	60%
162	Bay of Plenty College of Homeopathy Ltd	59%
163	Mara Marketing Limited	59%
164	Stotts Correspondence Education Ltd	58%
165	Te Roopu A Iwi o Te Arawa	58%
166	Crown Institute of Studies	58%
167	NZ College of Massage	57%
168	CPS Training	57%

Disclaimer: The results in this report are generated from data submitted by Tertiary Education Organisations. While efforts have been made to verify the information, the Tertiary Education Commission does not attest to the accuracy or completeness of the results.



## Hungry Creek Art and Crafts School

Organisation Type: Private Training Establishment  
Year: 2012

**Successful Completion of Courses**

**Completion of Qualifications**

**Student Progression to Higher Level Study**

**Students Retained in Study**

This measure shows the proportion of courses in a given year that are successfully completed.

This measure shows the proportion of students in a given year who complete a qualification.

This measure shows the proportion of students in a given year who progress to study at a higher level after completing a qualification at levels 1 - 4.

This measure shows the proportion of students in a given year that complete a qualification or re-enrol at the same tertiary education organisation in the following year.

Median: 85%

Median: 82%

Median: 23%

Median: 77%

169	International Aviation Academy of NZ Ltd	71%
170	BEST Pacific Institute of Education Ltd	71%
171	Training For You Limited	70%
172	Raffles College of Design and Commerce	69%
173	Agribusiness Training Limited	68%
174	Lotus Holistic Centre	67%
175	Adventure Education	67%
176	Ecumenical Board of Theological Studies	67%
177	The Sir Edmund Hillary Outdoor Pursuits	66%
178	The NZ School of Travel & Tourism	66%
179	Advanced Training Academy Limited	65%
180	Naturopathic College of New Zealand	64%
181	Maata Waka Enterprises	64%
182	Te Kohanga Reo National Trust Board	63%
183	Workbase	62%
184	EastBay Rural Education Activities Inc.	62%
185	Mara Marketing Limited	61%
186	Gestalt Institute of NZ	61%
187	Advance Training Centres	59%
188	Stotts Correspondence Education Ltd	50%
189	KAAT Trust	50%

169	Lotus Holistic Centre	50%
170	Plant & Food Research	50%
170	Te Kura Motuhake o Te Ataarangi Inc	50%
172	Pacific Training Institute (PTI)	50%
173	Adventure Education	49%
174	Te Ata Hou Trust	44%
175	Nelson Technical Institute Ltd	44%
176	PEI	42%
177	Success Maker Education Centre	41%
178	ICL Business School	40%
179	Queens Academic Group Limited	39%
180	Naturopathic College of New Zealand	37%
181	North Shore Language School	37%
182	Agribusiness Training Limited	34%
183	Computer Power (NZ) Ltd (Spherion)	34%
184	Alphacrucis Limited	33%
185	Te Whare Wananga O Te Pihopatanga	29%
186	Community Colleges New Zealand Ltd	27%
187	Ardmore Flying School	26%
188	Ellipse Institute	21%
189	Stotts Correspondence Education Ltd	17%

169	Royal Business College Limited	56%
170	Airways Training Centre	56%
171	Aromaflex Academy	55%
172	Alphacrucis Limited	54%
172	Te Whare Wananga O Te Pihopatanga	54%
174	East Auckland Performing Arts Limited	54%
175	Nelson Technical Institute Ltd	53%
176	Catholic Institute of Aotearoa NZ	53%
177	Adventure Education	52%
178	The NZ School of Travel & Tourism	52%
179	Computer Power (NZ) Ltd (Spherion)	51%
180	ICL Business School	50%
180	Success Maker Education Centre	50%
182	Ellipse Institute	49%
183	Aperfield Montessori Trust	48%
184	NZ School of Food and Wine Ltd	47%
185	Agribusiness Training Limited	47%
186	Occupational Safety Management (NZ) Ltd	45%
187	Naturopathic College of New Zealand	42%
188	Learning Post Ltd	41%
189	Ecumenical Board of Theological Studies	39%

Disclaimer: The results in this report are generated from data submitted by Tertiary Education Organisations. While efforts have been made to verify the information, the Tertiary Education Commission does not attest to the accuracy or completeness of the results.



## Hungry Creek Art and Crafts School

Organisation Type: Private Training Establishment  
Year: 2012



### Successful Completion of Courses



### Completion of Qualifications



### Student Progression to Higher Level Study



### Students Retained in Study

This measure shows the proportion of courses in a given year that are successfully completed.

Median: 85%

190	Computer Power (NZ) Ltd (Spherion)	46%
191	PEI	46%
192	Te Ata Hou Trust	44%
193	Te Whare Wananga O Te Pihopatanga	44%
194	Community Colleges New Zealand Ltd	30%
195	Ellipse Institute	24%
196	Chubb Training Solutions	7%
197	Plant & Food Research	0%

This measure shows the proportion of students in a given year who complete a qualification.

Median: 82%

190	Framework Solutions Limited	17%
191	Taranaki Educare	10%
192	New Zealand Playcentre Federation Inc	2%
193	Chubb Training Solutions	0%
193	Ecumenical Board of Theological Studies	0%
193	International Aviation Academy of NZ Ltd	0%
193	KAAT Trust	0%
193	Learning Post Ltd	0%
193	Workbase	0%

This measure shows the proportion of students in a given year who progress to study at a higher level after completing a qualification at levels 1 - 4.

Median: 23%

190	PEI	32%
191	Framework Solutions Limited	31%
192	Plant & Food Research	30%
193	Literacy Aotearoa	28%
194	Chubb Training Solutions	23%
195	New Zealand Playcentre Federation Inc	19%
196	Avatar Institute of Learning	11%
197	Fashion and Faces International	11%
198	Workbase	9%
199	KAAT Trust	0%

Median: 77%

Disclaimer: The results in this report are generated from data submitted by Tertiary Education Organisations. While efforts have been made to verify the information, the Tertiary Education Commission does not attest to the accuracy or completeness of the results.