



The Private Training Establishment sector

Year: 2012



Successful Completion of Courses

| | |
|-----------|-----|
| Level 1-2 | 68% |
| Level 3-4 | 80% |
| Level 5-6 | 81% |
| Level 7-8 | 86% |

This measure shows the proportion of courses in a given year that are successfully completed.



Completion of Qualifications

| | |
|------------|------|
| Level 1-2 | 92% |
| Level 3-4 | 75% |
| Level 5-6 | 79% |
| Level 7-8 | 100% |
| Level 9-10 | 91% |

This measure shows the proportion of students in a given year who complete a qualification.



Student Progression to Higher Level Study

| | |
|---------|-----|
| Level 1 | * % |
| Level 2 | 26% |
| Level 3 | 31% |
| Level 4 | 22% |

* Information is not available for this level group.

This measure shows the proportion of students in a given year who progress to study at a higher level after completing a qualification at levels 1 - 4.



Students Retained in Study

| | |
|------------|-----|
| Level 1-2 | 62% |
| Level 3-4 | 65% |
| Level 5-6 | 61% |
| Level 7-8 | 82% |
| Level 9-10 | 77% |

This measure shows the proportion of students in a given year that complete a qualification or re-enrol at the same tertiary education organisation in the following year.

About the Private Training Establishment sector Government expectations of the Private Training Establishment sector

In 2012 the TEC funded 197 Private Training Establishments (PTEs) through its Student Achievement Component fund.

The size and characteristics of PTEs vary. Smaller specialised PTEs may offer a single qualification for fewer than 20 equivalent full-time students (EFTS). The largest PTEs may offer a range of qualifications to over a thousand EFTS. For these reasons comparing PTEs may be difficult.

The government expects PTEs to:

- Enable students to complete high-quality qualifications that lead to employment or higher-level education
- Deliver tailored learning opportunities, such as marae and iwi-based provision and Pasifika learning environments and training
- Provide specialised qualifications and training

Tertiary Education Strategy

The Tertiary Education Strategy calls for better performance from the tertiary education sector as well as raising achievement for all learners under 25, and for Māori and Pasifika learners.

Context

Number of students in total: 48,441

Number of equivalent full-time student places: 27,441

| Student ethnicity* | | Level of study | |
|--------------------|-----|----------------|-----|
| European | 55% | Level 1-2 | 1% |
| Maori | 28% | Level 3-4 | 48% |
| Pacific | 17% | Level 5-6 | 32% |
| Asian | 8% | Level 7-8 | 18% |
| Other | 4% | Level 9-10 | 0% |

*Total may exceed 100% as some students identify with more than one ethnicity.



School of Business Ltd

Organisation Type: Private Training Establishment
Year: 2012

Successful Completion of Courses

All Levels of Study

93%

| | |
|------------|-----|
| Level 1-2 | * |
| Level 3-4 | 93% |
| Level 5-6 | * |
| Level 7-8 | * |
| Level 9-10 | * |

* Information is not available for this level group.

Completion of Qualifications

All Levels of Study

93%

| | |
|------------|-----|
| Level 1-2 | * |
| Level 3-4 | 93% |
| Level 5-6 | * |
| Level 7-8 | * |
| Level 9-10 | * |

* Information is not available for this level group.

Student Progression to Higher Level Study

Level 1 - 4 Study

17%

| | |
|---------|-----|
| Level 1 | * |
| Level 2 | * |
| Level 3 | 17% |
| Level 4 | * |

* Information is not available for this level group.

Students Retained in Study

All Levels of Study

68%

| | |
|------------|-----|
| Level 1-2 | * |
| Level 3-4 | 68% |
| Level 5-6 | * |
| Level 7-8 | * |
| Level 9-10 | * |

* Information is not available for this level group.

This measure shows the proportion of courses in a given year that are successfully completed.

This measure shows the proportion of students in a given year who complete a qualification.

This measure shows the proportion of students in a given year who progress to study at a higher level after completing a qualification at levels 1 - 4.

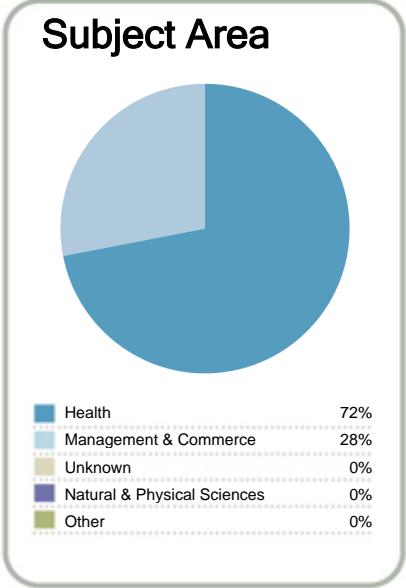
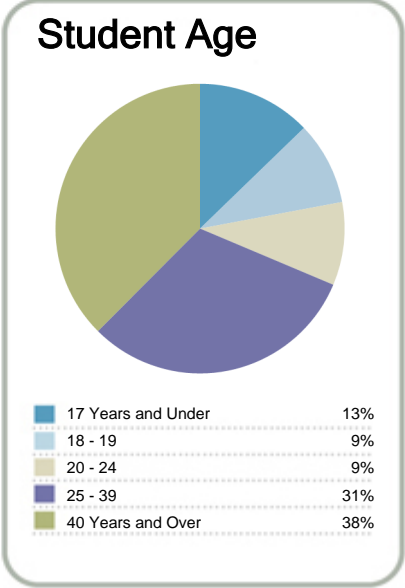
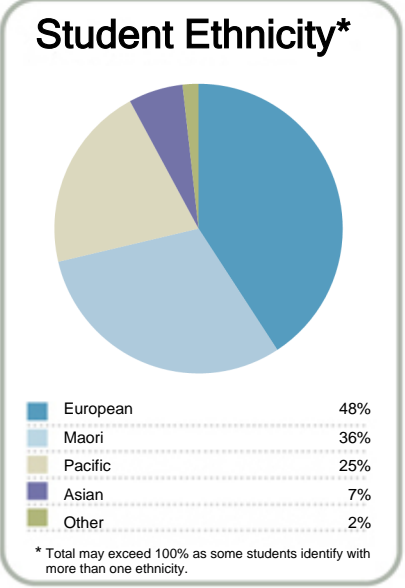
This measure shows the proportion of students in a given year that complete a qualification or re-enrol at the same tertiary education organisation in the following year.

Context

EFTS*: 38
Students: 93

Further information about student characteristics may be available on the organisation's website.

* Number of equivalent full time students.



Contacts

PO Box 9597
Newmarket
AUCKLAND 1149
New Zealand
09 419 4131

<http://www.schoolofbusiness.co.nz>

Disclaimer: The results in this report are generated from data submitted by Tertiary Education Organisations. While efforts have been made to verify the information, the Tertiary Education Commission does not attest to the accuracy or completeness of the results.



School of Business Ltd

Organisation Type: Private Training Establishment

Year: 2012



Successful Completion of Courses



Completion of Qualifications



Student Progression to Higher Level Study



Students Retained in Study

This measure shows the proportion of courses in a given year that are successfully completed.

Median: 85%

| | | |
|----|---|------|
| 1 | ICL Business School | 100% |
| 1 | Manaakitanga Aotearoa Charitable Trust | 100% |
| 1 | Occupational Safety Management (NZ) Ltd | 100% |
| 1 | Royal Business College Limited | 100% |
| 1 | Techtorium NZ Institute of IT Ltd | 100% |
| 1 | The Film School | 100% |
| 7 | Good Shepherd College - Te Heparā Pai | 99% |
| 8 | Ardmore Flying School | 99% |
| 9 | Waikato Institute of Education | 98% |
| 10 | North Shore Language School | 98% |
| 11 | Air Hawke's Bay Ltd | 98% |
| 12 | New Zealand College of Chiropractic | 98% |
| 13 | NZ School of Outdoor Studies Limited | 97% |
| 14 | Literacy Aotearoa | 96% |
| 15 | Peter Minturn (NZ) Goldsmith School | 96% |
| 16 | HLC | 96% |
| 17 | Alpha Training Centre | 96% |
| 18 | South Pacific Bible College | 96% |
| 19 | Pacific Int Hotel Management School Ltd | 95% |
| 20 | The Hairdressing College | 95% |
| 21 | Quantum Education Group ES Ltd | 95% |

This measure shows the proportion of students in a given year who complete a qualification.

Median: 82%

| | | |
|---|--|------|
| 1 | Air Hawke's Bay Ltd | 100% |
| 1 | AIS St Helens | 100% |
| 1 | AMES Training and Resource Centre Ltd | 100% |
| 1 | Animation College New Zealand Limited | 100% |
| 1 | Aromaflex Academy | 100% |
| 1 | Carey Baptist College | 100% |
| 1 | College of Law NZ | 100% |
| 1 | Eastwest Coll of Intercultural Studies | 100% |
| 1 | EDENZ Colleges Ltd | 100% |
| 1 | English Teaching College | 100% |
| 1 | Hungry Creek Art and Crafts School | 100% |
| 1 | International College of Camille | 100% |
| 1 | Manaakitanga Aotearoa Charitable Trust | 100% |
| 1 | New Zealand College of Chiropractic | 100% |
| 1 | New Zealand Management Academies | 100% |
| 1 | New Zealand Tertiary College Limited | 100% |
| 1 | NZ College of Massage | 100% |
| 1 | NZ School of Acupuncture & TCM | 100% |
| 1 | Quantum Education Group ES Ltd | 100% |
| 1 | Quantum Education Group QT Limited | 100% |
| 1 | South Pacific College of Natural Medicin | 100% |

This measure shows the proportion of students in a given year who progress to study at a higher level after completing a qualification at levels 1 - 4.

Median: 23%

| | | |
|----|---|------|
| 1 | Hungry Creek Art and Crafts School | 100% |
| 2 | NZ School of Outdoor Studies Limited | 89% |
| 3 | Yoobee School of Design. | 81% |
| 4 | Peter Minturn (NZ) Goldsmith School | 70% |
| 5 | Manaakitanga Aotearoa Charitable Trust | 69% |
| 6 | Kyewood Equestrian Centre Limited | 67% |
| 6 | New Zealand College of Chinese Medicine | 67% |
| 6 | Whitecliffe College of Arts and Design | 67% |
| 9 | Raffles College of Design and Commerce | 64% |
| 10 | Faith Bible College | 64% |
| 10 | The Sir Edmund Hillary Outdoor Pursuits | 64% |
| 12 | Martin-Hautus | 63% |
| 12 | Palmerston North School of Design Ltd | 63% |
| 14 | Tipu Ora | 60% |
| 15 | The Learning Connexion Limited | 59% |
| 16 | Action Adventure | 54% |
| 17 | New Zealand Career College Ltd | 52% |
| 18 | New Zealand Management Academies | 52% |
| 19 | Alphacrucis Limited | 50% |
| 19 | Pacific Training Institute (PTI) | 50% |
| 21 | Rapu Ki Rua Institute | 47% |

This measure shows the proportion of students in a given year that complete a qualification or re-enrol at the same tertiary education organisation in the following year.

Median: 77%

| | | |
|----|--|------|
| 1 | EDENZ Colleges Ltd | 100% |
| 1 | Evolution School of Holistic Therapies | 100% |
| 1 | Manaakitanga Aotearoa Charitable Trust | 100% |
| 1 | North Shore Language School | 100% |
| 1 | NZ School of Outdoor Studies Limited | 100% |
| 1 | Peter Minturn (NZ) Goldsmith School | 100% |
| 1 | Solomon Group | 100% |
| 8 | Elliott Hairdressing Training Centre Ltd | 99% |
| 9 | Mr Barber Training Centre | 97% |
| 10 | College of Law NZ | 97% |
| 11 | Institute of Professional Legal Studies | 97% |
| 12 | Te Wananga Whare Tapere O Takitimu | 97% |
| 13 | New Zealand College of Chiropractic | 96% |
| 14 | Pathways Bible and Mission College | 95% |
| 14 | The Sir Edmund Hillary Outdoor Pursuits | 95% |
| 16 | NZ Inst of Electrolysis & Beauty Therapy | 94% |
| 17 | Ardmore Flying School | 93% |
| 17 | Trinity Methodist Theological College | 93% |
| 19 | New Zealand School of Radio Limited | 92% |
| 20 | Academy of Diving Trust | 92% |
| 21 | The Hairdressing College | 91% |

Disclaimer: The results in this report are generated from data submitted by Tertiary Education Organisations. While efforts have been made to verify the information, the Tertiary Education Commission does not attest to the accuracy or completeness of the results.



School of Business Ltd

Organisation Type: Private Training Establishment

Year: 2012



Successful Completion of Courses



Completion of Qualifications



Student Progression to Higher Level Study



Students Retained in Study

This measure shows the proportion of courses in a given year that are successfully completed.

This measure shows the proportion of students in a given year who complete a qualification.

This measure shows the proportion of students in a given year who progress to study at a higher level after completing a qualification at levels 1 - 4.

This measure shows the proportion of students in a given year that complete a qualification or re-enrol at the same tertiary education organisation in the following year.

| Successful Completion of Courses | | Completion of Qualifications | | Student Progression to Higher Level Study | | Students Retained in Study | | | | | |
|----------------------------------|--|------------------------------|------------|---|------------|----------------------------|--|-----|----|--|-----|
| Rank | Percentage | Rank | Percentage | Rank | Percentage | Rank | Percentage | | | | |
| Median: | 85% | Median: | 82% | Median: | 23% | Median: | 77% | | | | |
| 22 | EDENZ Colleges Ltd | 95% | 1 | Te Tari Puna Ora O Aotearoa/NZ Childcare | 100% | 22 | The College of Future Learning NZ Ltd | 47% | 22 | New Zealand Training Centre | 91% |
| 23 | Travel Careers & Training Limited | 94% | 1 | Te Wananga Whare Tapere O Takitimu | 100% | 23 | Ministry Training College of NZ | 46% | 23 | Queenstown Resort College | 90% |
| 24 | Mr Barber Training Centre | 94% | 1 | The Learning Connexion Limited | 100% | 24 | Computer Power (NZ) Ltd (Spherion) | 44% | 24 | Porse ECE Training (NZ) Limited | 90% |
| 25 | South Seas Film & Television School Ltd | 94% | 1 | Wellpark College | 100% | 24 | Naturopathic College of New Zealand | 44% | 25 | Te Tari Puna Ora O Aotearoa/NZ Childcare | 90% |
| 26 | Waikato School of Hairdressing Limited | 93% | 1 | Whitecliffe College of Arts and Design | 100% | 26 | Ellipse Institute | 44% | 26 | The Film School | 90% |
| 27 | Vineyard College | 93% | 27 | Tectra Limited | 98% | 27 | Design and Arts College of NZ Ltd | 44% | 27 | Rangi Ruru Early Childhood College | 89% |
| 28 | Tectra Limited | 93% | 28 | The Film School | 98% | 28 | Waikato School of Hairdressing Limited | 43% | 28 | Faith Bible College | 89% |
| 29 | Institute of Professional Legal Studies | 93% | 29 | Airways Training Centre | 98% | 29 | Excel Ministries - Performing Arts | 43% | 28 | Lifeway College | 89% |
| 30 | Quantum Education Group QT Limited | 93% | 30 | Kyrewood Equestrian Centre Limited | 97% | 30 | Te Roopu A Iwi o Te Arawa | 43% | 30 | Whitireia New Zealand Limited | 89% |
| 31 | Sir George Seymour College | 93% | 31 | Techtorium NZ Institute of IT Ltd | 97% | 31 | Sir George Seymour College | 42% | 31 | Sir George Seymour College | 88% |
| 32 | School of Business Ltd | 93% | 32 | Vineyard College | 97% | 32 | The NZ School of Travel & Tourism | 42% | 32 | The College of Future Learning NZ Ltd | 88% |
| 33 | Faith Bible College | 93% | 33 | Laidlaw College Incorporated | 97% | 33 | The Hairdressing College | 41% | 33 | AMES Training and Resource Centre Ltd | 87% |
| 34 | Blueprint for Learning | 93% | 34 | NZ School of Outdoor Studies Limited | 97% | 34 | Workforce Development Limited | 41% | 34 | Hair to Train | 87% |
| 35 | Kyrewood Equestrian Centre Limited | 93% | 35 | Waikato Institute for Leisure and Sport | 96% | 35 | International Travel College of NZ | 41% | 35 | Animation College New Zealand Limited | 87% |
| 36 | Evolution School of Holistic Therapies | 93% | 36 | Polyethnic Institute of Studies | 96% | 36 | New Zealand Tertiary College Limited | 40% | 36 | People Potential Limited | 86% |
| 37 | Construction Trade Training Unit | 93% | 37 | The College of Future Learning NZ Ltd | 96% | 37 | The Cut Above Academy Limited | 39% | 37 | MSL Training Ltd | 86% |
| 38 | Martin-Hautus | 92% | 38 | HLC | 96% | 38 | New Zealand Welding School | 39% | 38 | New Zealand Tertiary College Limited | 86% |
| 39 | NZ Inst of Electrolysis & Beauty Therapy | 92% | 39 | Quantum Education Group Limited | 95% | 39 | Academy Group (NZ) Limited | 38% | 39 | Blueprint for Learning | 86% |
| 40 | Servilles Academy Limited | 92% | 40 | Academy of Diving Trust | 95% | 40 | Te Wananga Takiura | 37% | 40 | Travel Careers & Training Limited | 86% |
| 41 | Lifeway College | 92% | 41 | Sir George Seymour College | 95% | 41 | Mara Marketing Limited | 35% | 41 | South Seas Film & Television School Ltd | 85% |
| 42 | New Zealand Training Centre | 91% | 42 | Travel Careers & Training Limited | 95% | 42 | Servilles Academy Limited | 35% | 42 | New Zealand College of Chinese Medicine | 85% |

Disclaimer: The results in this report are generated from data submitted by Tertiary Education Organisations. While efforts have been made to verify the information, the Tertiary Education Commission does not attest to the accuracy or completeness of the results.



School of Business Ltd

Organisation Type: Private Training Establishment

Year: 2012



Successful Completion of Courses



Completion of Qualifications



Student Progression to Higher Level Study



Students Retained in Study

This measure shows the proportion of courses in a given year that are successfully completed.

Median: 85%

| | | |
|----|--|-----|
| 43 | Alphacrusis International College | 91% |
| 44 | Target Education | 91% |
| 45 | Eastwest Coll of Intercultural Studies | 91% |
| 46 | Toi Whakaari: NZ Drama School | 91% |
| 47 | South Pacific College of Natural Medicin | 91% |
| 48 | Te Wananga Takiura | 91% |
| 49 | Trinity Methodist Theological College | 90% |
| 50 | Queenstown Resort College | 90% |
| 51 | New Zealand College of Chinese Medicine | 90% |
| 52 | Taranaki Educare | 90% |
| 53 | Polyethnic Institute of Studies | 90% |
| 54 | Porse ECE Training (NZ) Limited | 90% |
| 55 | MSL Training Ltd | 90% |
| 56 | Academy of Diving Trust | 90% |
| 57 | Air New Zealand Aviation Institute | 89% |
| 58 | New Zealand School of Radio Limited | 89% |
| 59 | Bethlehem Institute Limited | 89% |
| 60 | NZ College of Early Childhood Education | 89% |
| 61 | Rangi Ruru Early Childhood College | 89% |
| 62 | New Zealand Management Academies | 89% |
| 63 | Whitecliffe College of Arts and Design | 89% |

This measure shows the proportion of students in a given year who complete a qualification.

Median: 82%

| | | |
|----|--|-----|
| 43 | Occupational Safety Management (NZ) Ltd | 95% |
| 44 | Ministry Training College of NZ | 94% |
| 45 | East Auckland Performing Arts Limited | 93% |
| 46 | Maata Waka Enterprises | 93% |
| 47 | Taruna College | 93% |
| 48 | Mr Barber Training Centre | 93% |
| 49 | South Seas Film & Television School Ltd | 93% |
| 50 | School of Business Ltd | 93% |
| 51 | Peter Minturn (NZ) Goldsmith School | 93% |
| 52 | Blueprint for Learning | 93% |
| 53 | Target Education | 91% |
| 54 | Evolution School of Holistic Therapies | 91% |
| 55 | Institute of Professional Legal Studies | 91% |
| 56 | NZ Inst of Electrolysis & Beauty Therapy | 91% |
| 57 | ATC New Zealand | 91% |
| 58 | Academy Group (NZ) Limited | 90% |
| 59 | MSL Training Ltd | 90% |
| 60 | Construction Trade Training Unit | 90% |
| 61 | Mahurangi Technical Institute | 89% |
| 62 | New Zealand School of Education Limited | 89% |
| 63 | New Zealand School of Radio Limited | 89% |

This measure shows the proportion of students in a given year who progress to study at a higher level after completing a qualification at levels 1 - 4.

Median: 23%

| | | |
|----|---|-----|
| 43 | Institute of Applied Learning Limited | 35% |
| 44 | Hair to Train | 35% |
| 45 | Travel Careers & Training Limited | 34% |
| 46 | Praxis | 33% |
| 46 | Te Kura Motuhake o Te Ataarangi Inc | 33% |
| 48 | Ashton Warner Nanny Academy | 31% |
| 48 | Fairview Educational Services Limited | 31% |
| 50 | Adventure Education | 31% |
| 51 | BEST Pacific Institute of Education Ltd | 31% |
| 52 | Tectra Limited | 31% |
| 53 | NZ Institute of Education 2007 Limited | 30% |
| 54 | Academy of Diving Trust | 29% |
| 55 | New Zealand Inst of Fashion Tech Ltd | 29% |
| 56 | ATC New Zealand | 29% |
| 56 | Crown Institute of Studies | 29% |
| 56 | Success Maker Education Centre | 29% |
| 59 | Auckland City Training School | 28% |
| 60 | Quantum Education Group ES Ltd | 27% |
| 61 | Advance Training Centres | 26% |
| 62 | Lifeway College | 26% |
| 63 | Vineyard College | 25% |

This measure shows the proportion of students in a given year that complete a qualification or re-enrol at the same tertiary education organisation in the following year.

Median: 77%

| | | |
|----|---|-----|
| 43 | Carey Baptist College | 85% |
| 44 | Ashton Warner Nanny Academy | 84% |
| 45 | Excel Ministries - Performing Arts | 84% |
| 46 | Mahurangi Technical Institute | 84% |
| 47 | Bethlehem Institute Limited | 84% |
| 48 | International College of Camille | 84% |
| 49 | Servilles Academy Limited | 84% |
| 50 | Techorium NZ Institute of IT Ltd | 84% |
| 51 | ACE Training Limited | 83% |
| 51 | EastBay Rural Education Activities Inc. | 83% |
| 51 | ITTI | 83% |
| 51 | Kyrewood Equestrian Centre Limited | 83% |
| 51 | Pacific Int Hotel Management School Ltd | 83% |
| 51 | Praxis | 83% |
| 51 | South Pacific Bible College | 83% |
| 51 | Toi Whakaari: NZ Drama School | 83% |
| 59 | Te Wananga Takiura | 83% |
| 60 | Yoobee School of Design. | 83% |
| 61 | AMS Group Training | 83% |
| 62 | Ag Challenge Limited | 83% |
| 63 | Eastwest Coll of Intercultural Studies | 83% |

Disclaimer: The results in this report are generated from data submitted by Tertiary Education Organisations. While efforts have been made to verify the information, the Tertiary Education Commission does not attest to the accuracy or completeness of the results.



School of Business Ltd

Organisation Type: Private Training Establishment

Year: 2012



Successful Completion of Courses



Completion of Qualifications



Student Progression to Higher Level Study



Students Retained in Study

This measure shows the proportion of courses in a given year that are successfully completed.

This measure shows the proportion of students in a given year who complete a qualification.

This measure shows the proportion of students in a given year who progress to study at a higher level after completing a qualification at levels 1 - 4.

This measure shows the proportion of students in a given year that complete a qualification or re-enrol at the same tertiary education organisation in the following year.

| | Median: 85% |
|---|-------------|
| 64 Quantum Education Group Limited | 89% |
| 65 New Zealand Tertiary College Limited | 89% |
| 66 Tipu Ora | 89% |
| 67 Praxis | 89% |
| 68 Taratahi Agricultural Training Centre | 89% |
| 69 Media Design School Limited | 88% |
| 70 Carey Baptist College | 88% |
| 71 North Shore International Academy (NSIA) | 88% |
| 72 Wellington Nannies College Limited | 88% |
| 73 English Teaching College | 88% |
| 74 Academy Group (NZ) Limited | 88% |
| 75 Te Tari Puna Ora O Aotearoa/NZ Childcare | 88% |
| 76 Ministry Training College of NZ | 88% |
| 77 The National School of Aesthetics | 87% |
| 78 New Zealand Inst of Fashion Tech Ltd | 87% |
| 79 Ashton Warner Nanny Academy | 87% |
| 80 New Zealand Career College Ltd | 87% |
| 81 The Cut Above Academy Limited | 87% |
| 82 NZ Graduate School of Education Limited | 86% |
| 83 NZ School of Acupuncture & TCM | 86% |
| 84 Taruna College | 86% |

| | Median: 82% |
|---|-------------|
| 64 Servilles Academy Limited | 89% |
| 65 Porse ECE Training (NZ) Limited | 89% |
| 66 Elliott Hairdressing Training Centre Ltd | 89% |
| 67 Faith Bible College | 89% |
| 68 The Cut Above Academy Limited | 88% |
| 69 Toi Whakaari: NZ Drama School | 87% |
| 70 International Pacific College NZ | 87% |
| 71 Bethlehem Institute Limited | 87% |
| 72 AMS Group Training | 87% |
| 73 Palmerston North School of Design Ltd | 86% |
| 74 Waikato School of Hairdressing Limited | 86% |
| 75 Training For You Limited | 85% |
| 76 Hair to Train | 85% |
| 77 NZ Graduate School of Education Limited | 85% |
| 78 Alpha Training Centre | 85% |
| 78 Solomon Group | 85% |
| 80 Wellcare Education Limited | 84% |
| 81 NZ School of Food and Wine Ltd | 84% |
| 82 Taratahi Agricultural Training Centre | 84% |
| 83 Tipu Ora | 84% |
| 84 Avonmore Tertiary Institute | 84% |

| | Median: 23% |
|---|-------------|
| 64 Harrington\Vaughan Academy of Hairdress | 25% |
| 65 New Zealand Institute of Sport | 25% |
| 66 The Hairdressing Academy & Col of Beauty | 25% |
| 67 Quantum Education Group Limited | 25% |
| 68 MSL Training Ltd | 24% |
| 69 Corporate Academy Group | 24% |
| 69 ITTI | 24% |
| 71 DAS International Academy | 23% |
| 72 Advanced Training Academy Limited | 23% |
| 72 Land Based Training Limited | 23% |
| 74 Training For You Limited | 23% |
| 75 Elliott Hairdressing Training Centre Ltd | 23% |
| 76 PEI | 22% |
| 77 Taranaki Educare | 22% |
| 77 Waikato Institute of Education | 22% |
| 79 Metro Training Services (MTS) | 21% |
| 80 Anamata PTE - Whakatane | 20% |
| 80 Aronui Technical Training Centre | 20% |
| 80 Te Ata Hou Trust | 20% |
| 83 The Professional Bar & Restaurant School | 19% |
| 84 Evolution School of Holistic Therapies | 19% |

| | Median: 77% |
|---|-------------|
| 64 Palmerston North School of Design Ltd | 83% |
| 65 The National School of Aesthetics | 82% |
| 66 Polyethnic Institute of Studies | 82% |
| 67 Waikato School of Hairdressing Limited | 82% |
| 68 Ministry Training College of NZ | 82% |
| 69 Gestalt Institute of NZ | 82% |
| 70 Anamata PTE - Whakatane | 82% |
| 71 Waikato Institute of Education | 82% |
| 72 Alpha Training Centre | 81% |
| 73 NZ School of Acupuncture & TCM | 81% |
| 74 AIS St Helens | 81% |
| 75 Advance Training Centres | 81% |
| 76 Whitecliffe College of Arts and Design | 81% |
| 77 International Pacific College NZ | 81% |
| 78 Media Design School Limited | 81% |
| 79 Corporate Academy Group | 80% |
| 80 The Cut Above Academy Limited | 80% |
| 81 Wellpark College | 80% |
| 82 NZ Institute of Education 2007 Limited | 80% |
| 83 Tipu Ora | 80% |
| 84 North Shore International Academy (NSIA) | 80% |

Disclaimer: The results in this report are generated from data submitted by Tertiary Education Organisations. While efforts have been made to verify the information, the Tertiary Education Commission does not attest to the accuracy or completeness of the results.



School of Business Ltd

Organisation Type: Private Training Establishment
Year: 2012

Successful Completion of Courses

Completion of Qualifications

Student Progression to Higher Level Study

Students Retained in Study

This measure shows the proportion of courses in a given year that are successfully completed.

This measure shows the proportion of students in a given year who complete a qualification.

This measure shows the proportion of students in a given year who progress to study at a higher level after completing a qualification at levels 1 - 4.

This measure shows the proportion of students in a given year that complete a qualification or re-enrol at the same tertiary education organisation in the following year.

Median: 85%

| | | |
|-----|---|-----|
| 85 | Auckland City Training School | 86% |
| 86 | Laidlaw College Incorporated | 86% |
| 87 | Pathways Bible and Mission College | 86% |
| 88 | Turanga Ararau | 86% |
| 89 | International College of Camille | 86% |
| 90 | Te Roopu A Iwi o Te Arawa | 86% |
| 91 | International Travel College of NZ | 85% |
| 92 | Ag Challenge Limited | 85% |
| 93 | Aperfield Montessori Trust | 85% |
| 94 | National College of Security Personnel | 85% |
| 95 | Onsite Education | 85% |
| 96 | AIS St Helens | 85% |
| 97 | Land Based Training Limited | 85% |
| 98 | Waikato Institute for Leisure and Sport | 85% |
| 99 | Animation College New Zealand Limited | 85% |
| 100 | New Zealand Institute of Sport | 85% |
| 101 | The Learning Connexion Limited | 85% |
| 102 | Catholic Institute of Aotearoa NZ | 85% |
| 103 | Solomon Group | 85% |
| 104 | Wellpark College | 85% |
| 105 | Yoobee School of Design. | 85% |

Median: 82%

| | | |
|-----|---|-----|
| 85 | The Sir Edmund Hillary Outdoor Pursuits | 83% |
| 86 | Ashton Warner Nanny Academy | 83% |
| 87 | Yoobee School of Design. | 83% |
| 88 | International Travel College of NZ | 83% |
| 89 | Land Based Training Limited | 83% |
| 90 | Air New Zealand Aviation Institute | 82% |
| 91 | SAE Institute | 82% |
| 92 | The Hairdressing College | 82% |
| 93 | Rangi Ruru Early Childhood College | 82% |
| 94 | People Potential Limited | 82% |
| 95 | Te Roopu A Iwi o Te Arawa | 82% |
| 96 | Excel Ministries - Performing Arts | 82% |
| 97 | Corporate Academy Group | 82% |
| 98 | The National School of Aesthetics | 82% |
| 99 | New Zealand Inst of Fashion Tech Ltd | 82% |
| 100 | Lifeway College | 81% |
| 101 | South Pacific Bible College | 81% |
| 102 | Wellington Nannies College Limited | 81% |
| 103 | ITTI | 80% |
| 104 | New Zealand Institute of Sport | 80% |
| 105 | Queenstown Resort College | 80% |

Median: 23%

| | | |
|-----|--|-----|
| 85 | Onsite Education | 18% |
| 86 | Learning Post Ltd | 18% |
| 87 | Taratahi Agricultural Training Centre | 18% |
| 88 | New Zealand School of Radio Limited | 17% |
| 89 | Quantum Education Group QT Limited | 17% |
| 90 | AIS St Helens | 17% |
| 90 | Nelson Technical Institute Ltd | 17% |
| 90 | School of Business Ltd | 17% |
| 90 | Solomon Group | 17% |
| 94 | Stotts Correspondence Education Ltd | 16% |
| 95 | Alphacrucis International College | 15% |
| 95 | Turanga Ararau | 15% |
| 97 | Agriculture New Zealand | 15% |
| 98 | EDENZ Colleges Ltd | 15% |
| 99 | Samala Robinson Academy Ltd | 15% |
| 100 | Netcor Campus (NZ Education & Tourism) | 14% |
| 100 | Te Kohanga Reo National Trust Board | 14% |
| 102 | International College of Camille | 14% |
| 103 | NZ School of Food and Wine Ltd | 13% |
| 103 | Trade Education Limited | 13% |
| 105 | Air New Zealand Aviation Institute | 13% |

Median: 77%

| | | |
|-----|--|-----|
| 85 | Harrington\Vaughan Academy of Hairdress | 80% |
| 85 | Pacific Training Institute (PTI) | 80% |
| 85 | Patrick's School of Hairdressing Limited | 80% |
| 88 | Premier Hairdressing Academy | 80% |
| 89 | BEST Pacific Institute of Education Ltd | 80% |
| 90 | Land Based Training Limited | 79% |
| 91 | Vineyard College | 79% |
| 92 | Wellington Nannies College Limited | 79% |
| 93 | NZ Graduate School of Education Limited | 79% |
| 94 | Quantum Education Group QT Limited | 78% |
| 95 | New Zealand Institute of Sport | 78% |
| 96 | Good Shepherd College - Te Heparā Pai | 78% |
| 96 | Rapu Ki Rua Institute | 78% |
| 98 | Taruna College | 77% |
| 99 | Alphacrucis International College | 77% |
| 100 | HLC | 77% |
| 101 | Air New Zealand Aviation Institute | 77% |
| 102 | New Zealand Career College Ltd | 76% |
| 103 | Samala Robinson Academy Ltd | 76% |
| 104 | Auckland Hotel & Chefs Training School | 76% |
| 105 | Academy Group (NZ) Limited | 76% |

Disclaimer: The results in this report are generated from data submitted by Tertiary Education Organisations. While efforts have been made to verify the information, the Tertiary Education Commission does not attest to the accuracy or completeness of the results.



School of Business Ltd

Organisation Type: Private Training Establishment

Year: 2012



Successful Completion of Courses



Completion of Qualifications



Student Progression to Higher Level Study



Students Retained in Study

This measure shows the proportion of courses in a given year that are successfully completed.

This measure shows the proportion of students in a given year who complete a qualification.

This measure shows the proportion of students in a given year who progress to study at a higher level after completing a qualification at levels 1 - 4.

This measure shows the proportion of students in a given year that complete a qualification or re-enrol at the same tertiary education organisation in the following year.

| | Median: | 85% |
|-----|---------------------------------------|-----|
| 106 | CPS Training | 84% |
| 107 | Hungry Creek Art and Crafts School | 84% |
| 108 | International Pacific College NZ | 84% |
| 109 | Excel Ministries - Performing Arts | 84% |
| 110 | Rapu Ki Rua Institute | 84% |
| 111 | Te Kura Motuhake o Te Ataarangi Inc | 83% |
| 112 | Corporate Academy Group | 83% |
| 113 | Agriculture New Zealand | 83% |
| 114 | NZ College of Massage | 83% |
| 115 | People Potential Limited | 83% |
| 116 | Mahurangi Technical Institute | 83% |
| 117 | AMES Training and Resource Centre Ltd | 83% |
| 118 | Anamata PTE - Whakatane | 82% |
| 119 | New Zealand Skydiving School Ltd | 82% |
| 120 | ITTI | 82% |
| 121 | Palmerston North School of Design Ltd | 82% |
| 122 | SAE Institute | 82% |
| 123 | Aromaflex Academy | 82% |
| 124 | New Zealand Playcentre Federation Inc | 82% |
| 125 | Trade Education Limited | 81% |
| 126 | Samala Robinson Academy Ltd | 81% |

| | Median: | 82% |
|-----|---|-----|
| 106 | Pathways Bible and Mission College | 80% |
| 107 | Harrington\Vaughan Academy of Hairdress | 80% |
| 108 | NZ College of Early Childhood Education | 79% |
| 109 | New Zealand Career College Ltd | 79% |
| 110 | Netcor Campus (NZ Education & Tourism) | 79% |
| 111 | Turanga Ararau | 79% |
| 112 | Patricks School of Hairdressing Limited | 78% |
| 113 | Design and Arts College of NZ Ltd | 78% |
| 114 | Onsite Education | 78% |
| 115 | Waikato Institute of Education | 77% |
| 116 | Trinity Methodist Theological College | 77% |
| 117 | Good Shepherd College - Te Heparu Pai | 76% |
| 118 | Workforce Development Limited | 76% |
| 119 | New Zealand Welding School | 76% |
| 120 | Agriculture New Zealand | 76% |
| 121 | Te Wananga Takiura | 75% |
| 122 | Bay of Plenty College of Homeopathy Ltd | 75% |
| 123 | Premier Hairdressing Academy | 75% |
| 124 | New Zealand Training Centre | 74% |
| 125 | Media Design School Limited | 74% |
| 126 | Sue's Computer Training Company | 74% |

| | Median: | 23% |
|-----|--|-----|
| 106 | Waikato Institute for Leisure and Sport | 13% |
| 107 | Avonmore Tertiary Institute | 12% |
| 108 | Auckland Hotel & Chefs Training School | 11% |
| 108 | North Shore Language School | 11% |
| 110 | English Teaching College | 11% |
| 110 | NZ Inst of Electrolysis & Beauty Therapy | 11% |
| 112 | Whitireia New Zealand Limited | 11% |
| 113 | North Shore International Academy (NSIA) | 11% |
| 114 | Mr Barber Training Centre | 10% |
| 115 | Community Colleges New Zealand Ltd | 10% |
| 116 | Framework Solutions Limited | 9% |
| 117 | Occupational Safety Management (NZ) Ltd | 8% |
| 118 | Chubb Training Solutions | 8% |
| 119 | Blueprint for Learning | 7% |
| 120 | Porse ECE Training (NZ) Limited | 7% |
| 121 | Elite Int School Of Beauty Therapy | 7% |
| 122 | EastBay Rural Education Activities Inc. | 7% |
| 123 | Wellington Nannies College Limited | 7% |
| 124 | Ag Challenge Limited | 6% |
| 125 | Aromaflex Academy | 6% |
| 125 | Mahurangi Technical Institute | 6% |

| | Median: | 77% |
|-----|---|-----|
| 106 | Waikato Institute for Leisure and Sport | 76% |
| 107 | Hungry Creek Art and Crafts School | 76% |
| 108 | New Zealand Management Academies | 75% |
| 109 | New Zealand Inst of Fashion Tech Ltd | 75% |
| 110 | Wellcare Education Limited | 75% |
| 111 | Auckland City Training School | 75% |
| 111 | Target Education | 75% |
| 111 | Trade Education Limited | 75% |
| 114 | International Travel College of NZ | 75% |
| 115 | Laidlaw College Incorporated | 75% |
| 116 | Design and Arts College of NZ Ltd | 74% |
| 117 | National College of Security Personnel | 73% |
| 118 | Institute of Applied Learning Limited | 73% |
| 119 | Agriculture New Zealand | 72% |
| 120 | Construction Trade Training Unit | 72% |
| 121 | Turanga Ararau | 72% |
| 122 | DAS International Academy | 72% |
| 123 | Quantum Education Group ES Ltd | 71% |
| 124 | Raffles College of Design and Commerce | 71% |
| 125 | Te Ata Hou Trust | 70% |
| 126 | New Zealand School of Education Limited | 70% |

Disclaimer: The results in this report are generated from data submitted by Tertiary Education Organisations. While efforts have been made to verify the information, the Tertiary Education Commission does not attest to the accuracy or completeness of the results.



School of Business Ltd

Organisation Type: Private Training Establishment
Year: 2012

Successful Completion of Courses

Completion of Qualifications

Student Progression to Higher Level Study

Students Retained in Study

This measure shows the proportion of courses in a given year that are successfully completed.

This measure shows the proportion of students in a given year who complete a qualification.

This measure shows the proportion of students in a given year who progress to study at a higher level after completing a qualification at levels 1 - 4.

This measure shows the proportion of students in a given year that complete a qualification or re-enrol at the same tertiary education organisation in the following year.

Median: 85%

| | | |
|-----|---|-----|
| 127 | AMS Group Training | 81% |
| 128 | Wellcare Education Limited | 81% |
| 129 | Crown Institute of Studies | 81% |
| 130 | Patricks School of Hairdressing Limited | 80% |
| 131 | Hair to Train | 80% |
| 132 | Metro Training Services (MTS) | 80% |
| 133 | East Auckland Performing Arts Limited | 79% |
| 134 | Netcor Campus (NZ Education & Tourism) | 79% |
| 135 | ATC New Zealand | 79% |
| 136 | Airways Training Centre | 79% |
| 137 | New Zealand Welding School | 79% |
| 138 | DAS International Academy | 79% |
| 139 | NZ Institute of Education 2007 Limited | 79% |
| 140 | Design and Arts College of NZ Ltd | 79% |
| 141 | Avonmore Tertiary Institute | 79% |
| 142 | Fairview Educational Services Limited | 78% |
| 143 | College of Law NZ | 78% |
| 144 | Framework Solutions Limited | 78% |
| 145 | NZ School of Food and Wine Ltd | 78% |
| 146 | Nelson Technical Institute Ltd | 77% |
| 147 | Queens Academic Group Limited | 77% |

Median: 82%

| | | |
|-----|---|-----|
| 127 | Royal Business College Limited | 74% |
| 128 | Auckland Hotel & Chefs Training School | 74% |
| 129 | Raffles College of Design and Commerce | 74% |
| 130 | Aronui Technical Training Centre | 74% |
| 131 | Praxis | 73% |
| 132 | Samala Robinson Academy Ltd | 73% |
| 133 | Trade Education Limited | 72% |
| 134 | Auckland City Training School | 72% |
| 135 | Te Kohanga Reo National Trust Board | 71% |
| 136 | G & H Training | 71% |
| 137 | Pacific Int Hotel Management School Ltd | 71% |
| 138 | Martin-Hautus | 71% |
| 139 | NZ Institute of Education 2007 Limited | 70% |
| 140 | EastBay Rural Education Activities Inc. | 70% |
| 141 | New Zealand College of Chinese Medicine | 70% |
| 142 | New Zealand Skydiving School Ltd | 69% |
| 143 | Ag Challenge Limited | 69% |
| 144 | DAS International Academy | 69% |
| 145 | Literacy Aotearoa | 69% |
| 146 | Vet Nurse plus Limited | 69% |
| 147 | Alphacrucis International College | 68% |

Median: 23%

| | | |
|-----|---|----|
| 127 | Taruna College | 6% |
| 128 | Agribusiness Training Limited | 6% |
| 129 | National College of Security Personnel | 6% |
| 130 | AMS Group Training | 5% |
| 131 | NZ College of Massage | 5% |
| 132 | HLC | 5% |
| 133 | Premier Hairdressing Academy | 4% |
| 134 | G & H Training | 4% |
| 135 | People Potential Limited | 4% |
| 136 | Wellcare Education Limited | 2% |
| 137 | Alpha Training Centre | 0% |
| 137 | Avatar Institute of Learning | 0% |
| 137 | Carey Baptist College | 0% |
| 137 | Construction Trade Training Unit | 0% |
| 137 | Fashion and Faces International | 0% |
| 137 | Lotus Holistic Centre | 0% |
| 137 | Patricks School of Hairdressing Limited | 0% |
| 137 | Plant & Food Research | 0% |
| 137 | Polyethnic Institute of Studies | 0% |

Median: 77%

| | | |
|-----|---|-----|
| 127 | Action Adventure | 70% |
| 128 | New Zealand Skydiving School Ltd | 70% |
| 129 | Martin-Hautus | 70% |
| 130 | Elite Int School Of Beauty Therapy | 70% |
| 131 | New Zealand Welding School | 69% |
| 132 | Training For You Limited | 69% |
| 133 | ATC New Zealand | 68% |
| 134 | Te Kura Motuhake o Te Ataarangi Inc | 68% |
| 135 | Onsite Education | 68% |
| 136 | School of Business Ltd | 68% |
| 137 | Lotus Holistic Centre | 68% |
| 138 | Netcor Campus (NZ Education & Tourism) | 68% |
| 139 | G & H Training | 67% |
| 140 | SAE Institute | 67% |
| 141 | Taratahi Agricultural Training Centre | 67% |
| 142 | Community Colleges New Zealand Ltd | 67% |
| 142 | Queens Academic Group Limited | 67% |
| 144 | Maata Waka Enterprises | 66% |
| 145 | NZ College of Early Childhood Education | 66% |
| 146 | Te Kohanga Reo National Trust Board | 66% |
| 147 | Avonmore Tertiary Institute | 65% |

Disclaimer: The results in this report are generated from data submitted by Tertiary Education Organisations. While efforts have been made to verify the information, the Tertiary Education Commission does not attest to the accuracy or completeness of the results.



School of Business Ltd

Organisation Type: Private Training Establishment

Year: 2012



Successful Completion of Courses



Completion of Qualifications



Student Progression to Higher Level Study



Students Retained in Study

This measure shows the proportion of courses in a given year that are successfully completed.

Median: 85%

| | | |
|-----|--|-----|
| 148 | Sue's Computer Training Company | 77% |
| 149 | Te Wananga Whare Tapere O Takitimu | 77% |
| 150 | Success Maker Education Centre | 76% |
| 151 | The College of Future Learning NZ Ltd | 76% |
| 152 | Bay of Plenty College of Homeopathy Ltd | 76% |
| 153 | Vet Nurse plus Limited | 76% |
| 154 | Auckland Hotel & Chefs Training School | 76% |
| 155 | Action Adventure | 75% |
| 156 | Aronui Technical Training Centre | 75% |
| 157 | The Hairdressing Academy & Col of Beauty | 75% |
| 158 | Whitireia New Zealand Limited | 74% |
| 159 | Pacific Training Institute (PTI) | 74% |
| 160 | Workforce Development Limited | 73% |
| 161 | Alphacrucis Limited | 73% |
| 162 | Premier Hairdressing Academy | 73% |
| 163 | Elite Int School Of Beauty Therapy | 73% |
| 164 | Harrington\Vaughan Academy of Hairdress | 72% |
| 165 | Elliott Hairdressing Training Centre Ltd | 72% |
| 166 | G & H Training | 72% |
| 167 | New Zealand School of Education Limited | 71% |
| 168 | The Professional Bar & Restaurant School | 71% |

This measure shows the proportion of students in a given year who complete a qualification.

Median: 82%

| | | |
|-----|--|-----|
| 148 | Rapu Ki Rua Institute | 68% |
| 149 | Elite Int School Of Beauty Therapy | 66% |
| 150 | Action Adventure | 66% |
| 151 | National College of Security Personnel | 66% |
| 152 | Anamata PTE - Whakatane | 65% |
| 153 | Crown Institute of Studies | 65% |
| 154 | Fairview Educational Services Limited | 65% |
| 155 | Metro Training Services (MTS) | 65% |
| 156 | Gestalt Institute of NZ | 63% |
| 157 | The Professional Bar & Restaurant School | 62% |
| 158 | CPS Training | 62% |
| 159 | Catholic Institute of Aotearoa NZ | 62% |
| 160 | Whitireia New Zealand Limited | 61% |
| 161 | Mara Marketing Limited | 61% |
| 162 | The Hairdressing Academy & Col of Beauty | 58% |
| 163 | Advanced Training Academy Limited | 58% |
| 164 | Advance Training Centres | 57% |
| 165 | Aperfield Montessori Trust | 54% |
| 166 | The NZ School of Travel & Tourism | 54% |
| 167 | North Shore International Academy (NSIA) | 53% |
| 168 | BEST Pacific Institute of Education Ltd | 52% |

This measure shows the proportion of students in a given year who progress to study at a higher level after completing a qualification at levels 1 - 4.

Median: 23%

| | | |
|-----|--|-----|
| 148 | Quantum Education Group Limited | 65% |
| 149 | English Teaching College | 65% |
| 150 | The Learning Connexion Limited | 65% |
| 151 | Aronui Technical Training Centre | 64% |
| 152 | Fairview Educational Services Limited | 64% |
| 153 | Taranaki Educare | 64% |
| 154 | Advanced Training Academy Limited | 63% |
| 155 | The Hairdressing Academy & Col of Beauty | 63% |
| 156 | Sue's Computer Training Company | 63% |
| 157 | Tectura Limited | 63% |
| 158 | Workforce Development Limited | 61% |
| 159 | Metro Training Services (MTS) | 61% |
| 160 | South Pacific College of Natural Medicin | 61% |
| 161 | The Professional Bar & Restaurant School | 60% |
| 162 | Bay of Plenty College of Homeopathy Ltd | 59% |
| 163 | Mara Marketing Limited | 59% |
| 164 | Stotts Correspondence Education Ltd | 58% |
| 165 | Te Roopu A Iwi o Te Arawa | 58% |
| 166 | Crown Institute of Studies | 58% |
| 167 | NZ College of Massage | 57% |
| 168 | CPS Training | 57% |

This measure shows the proportion of students in a given year that complete a qualification or re-enrol at the same tertiary education organisation in the following year.

Median: 77%

Disclaimer: The results in this report are generated from data submitted by Tertiary Education Organisations. While efforts have been made to verify the information, the Tertiary Education Commission does not attest to the accuracy or completeness of the results.



School of Business Ltd

Organisation Type: Private Training Establishment

Year: 2012



Successful Completion of Courses



Completion of Qualifications



Student Progression to Higher Level Study



Students Retained in Study

This measure shows the proportion of courses in a given year that are successfully completed.

Median: 85%

| | | |
|-----|--|-----|
| 169 | International Aviation Academy of NZ Ltd | 71% |
| 170 | BEST Pacific Institute of Education Ltd | 71% |
| 171 | Training For You Limited | 70% |
| 172 | Raffles College of Design and Commerce | 69% |
| 173 | Agribusiness Training Limited | 68% |
| 174 | Lotus Holistic Centre | 67% |
| 175 | Adventure Education | 67% |
| 176 | Ecumenical Board of Theological Studies | 67% |
| 177 | The Sir Edmund Hillary Outdoor Pursuits | 66% |
| 178 | The NZ School of Travel & Tourism | 66% |
| 179 | Advanced Training Academy Limited | 65% |
| 180 | Naturopathic College of New Zealand | 64% |
| 181 | Maata Waka Enterprises | 64% |
| 182 | Te Kohanga Reo National Trust Board | 63% |
| 183 | Workbase | 62% |
| 184 | EastBay Rural Education Activities Inc. | 62% |
| 185 | Mara Marketing Limited | 61% |
| 186 | Gestalt Institute of NZ | 61% |
| 187 | Advance Training Centres | 59% |
| 188 | Stotts Correspondence Education Ltd | 50% |
| 189 | KAAT Trust | 50% |

This measure shows the proportion of students in a given year who complete a qualification.

Median: 82%

| | | |
|-----|-------------------------------------|-----|
| 169 | Lotus Holistic Centre | 50% |
| 170 | Plant & Food Research | 50% |
| 170 | Te Kura Motuhake o Te Ataarangi Inc | 50% |
| 172 | Pacific Training Institute (PTI) | 50% |
| 173 | Adventure Education | 49% |
| 174 | Te Ata Hou Trust | 44% |
| 175 | Nelson Technical Institute Ltd | 44% |
| 176 | PEI | 42% |
| 177 | Success Maker Education Centre | 41% |
| 178 | ICL Business School | 40% |
| 179 | Queens Academic Group Limited | 39% |
| 180 | Naturopathic College of New Zealand | 37% |
| 181 | North Shore Language School | 37% |
| 182 | Agribusiness Training Limited | 34% |
| 183 | Computer Power (NZ) Ltd (Spherion) | 34% |
| 184 | Alphacrucis Limited | 33% |
| 185 | Te Whare Wananga O Te Pihopatanga | 29% |
| 186 | Community Colleges New Zealand Ltd | 27% |
| 187 | Ardmore Flying School | 26% |
| 188 | Ellipse Institute | 21% |
| 189 | Stotts Correspondence Education Ltd | 17% |

This measure shows the proportion of students in a given year who progress to study at a higher level after completing a qualification at levels 1 - 4.

Median: 23%

| | | |
|-----|---|-----|
| 169 | Royal Business College Limited | 56% |
| 170 | Airways Training Centre | 56% |
| 171 | Aromaflex Academy | 55% |
| 172 | Alphacrucis Limited | 54% |
| 172 | Te Whare Wananga O Te Pihopatanga | 54% |
| 174 | East Auckland Performing Arts Limited | 54% |
| 175 | Nelson Technical Institute Ltd | 53% |
| 176 | Catholic Institute of Aotearoa NZ | 53% |
| 177 | Adventure Education | 52% |
| 178 | The NZ School of Travel & Tourism | 52% |
| 179 | Computer Power (NZ) Ltd (Spherion) | 51% |
| 180 | ICL Business School | 50% |
| 180 | Success Maker Education Centre | 50% |
| 182 | Ellipse Institute | 49% |
| 183 | Aperfield Montessori Trust | 48% |
| 184 | NZ School of Food and Wine Ltd | 47% |
| 185 | Agribusiness Training Limited | 47% |
| 186 | Occupational Safety Management (NZ) Ltd | 45% |
| 187 | Naturopathic College of New Zealand | 42% |
| 188 | Learning Post Ltd | 41% |
| 189 | Ecumenical Board of Theological Studies | 39% |

This measure shows the proportion of students in a given year that complete a qualification or re-enrol at the same tertiary education organisation in the following year.

Median: 77%

| | | |
|-----|---|-----|
| 169 | Royal Business College Limited | 56% |
| 170 | Airways Training Centre | 56% |
| 171 | Aromaflex Academy | 55% |
| 172 | Alphacrucis Limited | 54% |
| 172 | Te Whare Wananga O Te Pihopatanga | 54% |
| 174 | East Auckland Performing Arts Limited | 54% |
| 175 | Nelson Technical Institute Ltd | 53% |
| 176 | Catholic Institute of Aotearoa NZ | 53% |
| 177 | Adventure Education | 52% |
| 178 | The NZ School of Travel & Tourism | 52% |
| 179 | Computer Power (NZ) Ltd (Spherion) | 51% |
| 180 | ICL Business School | 50% |
| 180 | Success Maker Education Centre | 50% |
| 182 | Ellipse Institute | 49% |
| 183 | Aperfield Montessori Trust | 48% |
| 184 | NZ School of Food and Wine Ltd | 47% |
| 185 | Agribusiness Training Limited | 47% |
| 186 | Occupational Safety Management (NZ) Ltd | 45% |
| 187 | Naturopathic College of New Zealand | 42% |
| 188 | Learning Post Ltd | 41% |
| 189 | Ecumenical Board of Theological Studies | 39% |

Disclaimer: The results in this report are generated from data submitted by Tertiary Education Organisations. While efforts have been made to verify the information, the Tertiary Education Commission does not attest to the accuracy or completeness of the results.



School of Business Ltd

Organisation Type: Private Training Establishment

Year: 2012



Successful Completion of Courses



Completion of Qualifications



Student Progression to Higher Level Study



Students Retained in Study

This measure shows the proportion of courses in a given year that are successfully completed.

Median: 85%

| | | |
|-----|------------------------------------|-----|
| 190 | Computer Power (NZ) Ltd (Spherion) | 46% |
| 191 | PEI | 46% |
| 192 | Te Ata Hou Trust | 44% |
| 193 | Te Whare Wananga O Te Pihopatanga | 44% |
| 194 | Community Colleges New Zealand Ltd | 30% |
| 195 | Ellipse Institute | 24% |
| 196 | Chubb Training Solutions | 7% |
| 197 | Plant & Food Research | 0% |

This measure shows the proportion of students in a given year who complete a qualification.

Median: 82%

| | | |
|-----|--|-----|
| 190 | Framework Solutions Limited | 17% |
| 191 | Taranaki Educare | 10% |
| 192 | New Zealand Playcentre Federation Inc | 2% |
| 193 | Chubb Training Solutions | 0% |
| 193 | Ecumenical Board of Theological Studies | 0% |
| 193 | International Aviation Academy of NZ Ltd | 0% |
| 193 | KAAT Trust | 0% |
| 193 | Learning Post Ltd | 0% |
| 193 | Workbase | 0% |

This measure shows the proportion of students in a given year who progress to study at a higher level after completing a qualification at levels 1 - 4.

Median: 23%

| | | |
|-----|---------------------------------------|-----|
| 190 | PEI | 32% |
| 191 | Framework Solutions Limited | 31% |
| 192 | Plant & Food Research | 30% |
| 193 | Literacy Aotearoa | 28% |
| 194 | Chubb Training Solutions | 23% |
| 195 | New Zealand Playcentre Federation Inc | 19% |
| 196 | Avatar Institute of Learning | 11% |
| 197 | Fashion and Faces International | 11% |
| 198 | Workbase | 9% |
| 199 | KAAT Trust | 0% |

Median: 77%

Disclaimer: The results in this report are generated from data submitted by Tertiary Education Organisations. While efforts have been made to verify the information, the Tertiary Education Commission does not attest to the accuracy or completeness of the results.