



All Industry Training Organisations

Organisation Type: **Industry Training Organisation**

Year: 2012

Achievement of Credits



Levels 1 & 2	67%
Levels 3 & 4	73%
Levels 5 & above	52%

This measure shows the number of credits that were achieved by trainees in a given year, as a proportion of the credits trainees were expected to achieve in that year.

70%

All Levels of Study

Completion of Programmes



Levels 1 & 2	54%
Levels 3 & 4	75%
Levels 5 & above	53%

This measure shows the nominal credit value of programmes that were completed in a given year as a proportion of the credits trainees were expected to achieve in that year.

68%

All Levels of Study

About Industry Training

In 2012, the TEC funded 32 Industry Training Organisations (ITOs) through the Industry Training Fund and Modern Apprenticeships Scheme. As a result of mergers throughout the year, there were 20 funded ITOs at the close of 2012.

ITOs do not provide training themselves, but act as brokers between employers and training providers. ITOs range in size from an ITO that covers a single industry to large ITOs that cover multiple industries.

Many of the industries that ITOs represent have long established trades and apprenticeship models with an associated history and culture of regulated training, while other ITOs represent industries where the culture of training is still developing.

Government expectations of Industry Training

The Government expects ITOs to:

- enable working people to complete nationally recognised qualifications;
- create clear pathways towards advanced trade qualifications at levels four and above; and
- build and maintain strong support from the industries they serve.

To give effect to these expectations, ITOs have three statutory functions which are to:

- set skill standards for their industry;
- develop arrangements for the delivery of training; and
- provide leadership within their industry on skill and training needs.

Tertiary Education Strategy

The Tertiary Education Strategy 2010-2015 sets out the Government's expectations and priorities for New Zealand's tertiary education system, and calls for better performance from the tertiary education sector, as well as raising achievement for all learners under 25 years of age, and for Māori and Pacific learners.

Context

Number of Trainees:	130,679
Number of STMs*:	42,824

Trainee ethnicity+		Level of study	
European	67%	Levels 1-2	34%
Māori	17%	Levels 3-4	61%
Pacific	7%	Levels 5 and above	5%
Other	12%		

*Standard Training Measure - an STM is a unit of training, specifically the amount of training required to achieve 120 credits.

+Total may exceed 100% as some trainees identify with more than one ethnicity.



Organisation Type: **Industry Training Organisation**

Year: 2012

Opportunity Training



Achievement of Credits

Levels 1 & 2	0%
Levels 3 & 4	76%
Levels 5 & above	0%

All Levels of Study

76%

This measure shows the number of credits that were achieved by trainees in a given year, as a proportion of the credits trainees were expected to achieve in that year.



Completion of Programmes

Levels 1 & 2	0%
Levels 3 & 4	81%
Levels 5 & above	0%

All Levels of Study

81%

This measure shows the nominal credit value of programmes that were completed in a given year as a proportion of the credits trainees were expected to achieve in that year.

Context

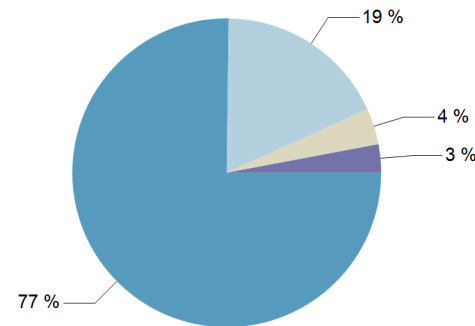
Trainees: 376
STMs*: 94

Further information about trainee characteristics may be available on the organisation's website.

*Standard Training Measure - an STM is a unit of training, specifically the amount of training required to achieve 120 credits.

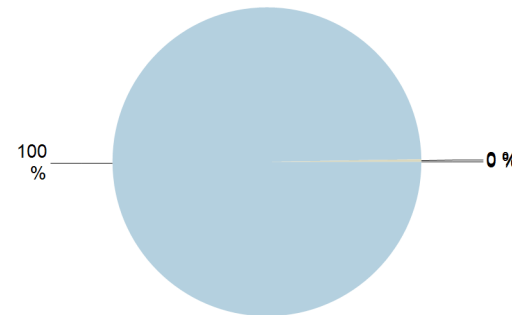
+The figures are rounded as a whole number.

Trainee Ethnicity



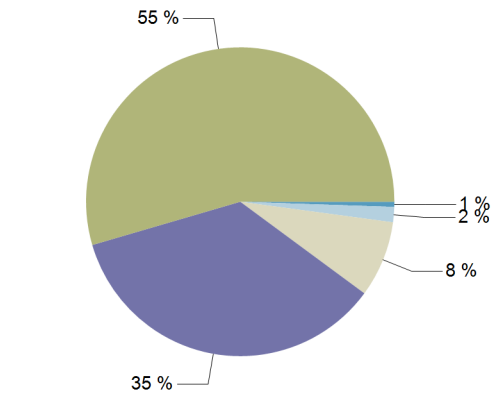
- European
- Maori
- Pacific
- Other

Level of Study



- Levels 1 & 2
- Levels 3 & 4
- Levels 5 & above

Trainee Age



- 17 Years and Under
- 18 - 19
- 20 - 24
- 25 - 39
- 40 Years and Over

Contacts

PO Box 25 293
WELLINGTON
6146
0508 754 557



Organisation Type: **Industry Training Organisation**

Year: 2012

Comparative Educational Performance

Achievement of Credits



This measure shows the number of credits that were achieved by trainees in a given year, as a proportion of the credits trainees were expected to achieve in that year.

Median: 66%

Completion of Programmes



This measure shows the nominal credit value of programmes that were completed in a given year as a proportion of the credits trainees were expected to achieve in that year.

Median: 69%

1	Building and Construction ITO	100%	
2	Pharmacy ITO	100%	
3	Retail Meat ITO	100%	
4	ATTTO	100%	
5	Communications & Media	96%	
6	Electricity Supply ITO	89%	
7	NZITO	88%	
8	NZ Motor ITO	84%	
9	NZ Marine ITO	81%	
10	Building Service Contractors of NZ	78%	
11	NZ Hairdressing ITO	76%	
12	Opportunity Training	76%	
13	Joinery ITO	72%	
14	Careerforce	70%	
15	HSI	68%	
16	Forest Industries	66%	

17	Competenz	64%	
18	Primary ITO	64%	
19	Retail Institute	63%	
20	Learning State Limited	61%	
21	New Zealand Sports Turf ITO	59%	
22	PGDR ITO	58%	
23	InfraTrain NZ	56%	
24	Skills Active	56%	
25	Skills Organisation	55%	
26	Decorate NZ & Floor NZ	54%	
27	NZ Horticulture ITO	51%	
28	NZ Seafood	46%	
29	Plastics and Materials ITO	38%	
30	Extractive ITO	36%	
31	EMQUAL	35%	
32	Apparel & Textile ITO	28%	

1	Building and Construction ITO	100%	
2	NZ Marine ITO	100%	
3	NZ Hairdressing ITO	100%	
4	NZ Motor ITO	100%	
5	ATTTO	97%	
6	PGDR ITO	90%	
7	NZITO	89%	
8	New Zealand Sports Turf ITO	89%	
9	Opportunity Training	81%	
10	Pharmacy ITO	79%	
11	Careerforce	75%	
12	NZ Seafood	75%	
13	Electricity Supply ITO	74%	
14	HSI	71%	
15	Learning State Limited	70%	
16	Communications & Media	69%	

17	Competenz	68%	
18	Joinery ITO	65%	
19	Retail Meat ITO	58%	
20	Skills Active	57%	
21	Forest Industries	53%	
22	Primary ITO	52%	
23	Skills Organisation	49%	
24	InfraTrain NZ	46%	
25	NZ Horticulture ITO	44%	
26	Extractive ITO	44%	
27	Retail Institute	35%	
28	Building Service Contractors of NZ	26%	
29	Plastics and Materials ITO	26%	
30	EMQUAL	24%	
31	Apparel & Textile ITO	18%	
32	Decorate NZ & Floor NZ	16%	

How to read the graphs:

00	Rank	Organisation	Percentage	Performance
▲				