



The University sector

Year: 2013

Fund: Student Achievement



Successful Completion of Courses

Level 1-2	77%
Level 3-4	75%
Level 5-6	77%
Level 7-8	86%

This measure shows the proportion of courses in a given year that are successfully completed.



Completion of Qualifications

Level 1-2	71%
Level 3-4	65%
Level 5-6	73%
Level 7-8	80%
Level 9-10	95%

This measure shows the proportion of students in a given year who complete a qualification.



Student Progression to Higher Level Study

Level 1	* %
Level 2	23%
Level 3	36%
Level 4	85%

This measure shows the proportion of students in a given year who progress to study at a higher level after completing a qualification at levels 1 - 4.



Students Retained in Study

Level 1-2	50%
Level 3-4	51%
Level 5-6	61%
Level 7-8	85%
Level 9-10	89%

This measure shows the proportion of students in a given year that complete a qualification or re-enrol at the same tertiary education organisation in the following year.

About the University sector

In 2013 the TEC allocated Student Achievement component funding to all eight universities, which funded from approximately 2700 to over 29,000 equivalent full-time students.

The nature of enrolments at a specific university will influence its performance. For example, part-time and extra-mural students often have work or family commitments and cannot devote as much time and energy to their studies. They may also have different study goals. For example, Massey University has a large extra-mural roll.

Lincoln University's results are not necessarily comparable to previous years given the merger of Lincoln University with Telford Rural Polytechnic on 1 November 2011.

In addition, the Canterbury earthquakes impacted on both Lincoln University and the University of Canterbury and decreases in enrolments can have flow on effects on qualification completion and retention, in particular.

Government expectations of the University sector

The government expects universities to:

- Enable a wide range of students to successfully complete degree and postgraduate qualification
- Undertake internationally recognised research
- Create and share new knowledge that contributes to New Zealand's economic and social development and environmental management.

Universities are expected to do more than teaching and learning; they also have an important research role. However, the performance information presented here does not include information about research.

Tertiary Education Strategy

The Tertiary Education Strategy (TES) sets high expectations for TEO performance and prioritises an outcomes focus especially for industry, Maori and Pasifika learners and at risk young people.

Context

Number of students in total:	153,014
Number of equivalent full-time student places:	116,660

Student ethnicity*		Level of study	
European	69%	Level 1-2	0%
Maori	10%	Level 3-4	2%
Pacific	7%	Level 5-6	2%
Asian	20%	Level 7-8	86%
Other	6%	Level 9-10	10%

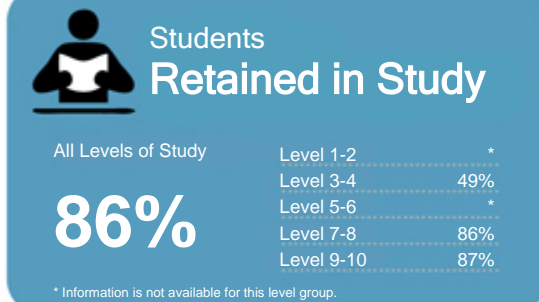
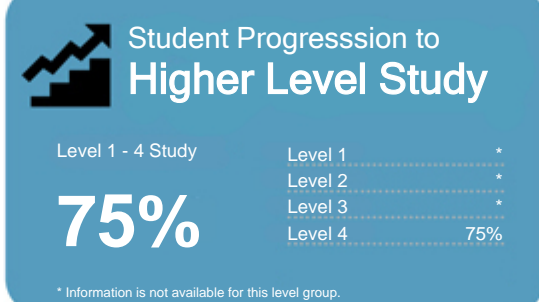
*Total may exceed 100% as some students identify with more than one ethnicity.



Victoria University of Wellington

Organisation Type: University

Year: 2013 Fund: Student Achievement Component



This measure shows the proportion of courses in a given year that are successfully completed.

This measure shows the proportion of students in a given year who complete a qualification.

This measure shows the proportion of students in a given year who progress to study at a higher level after completing a qualification at levels 1 - 4.

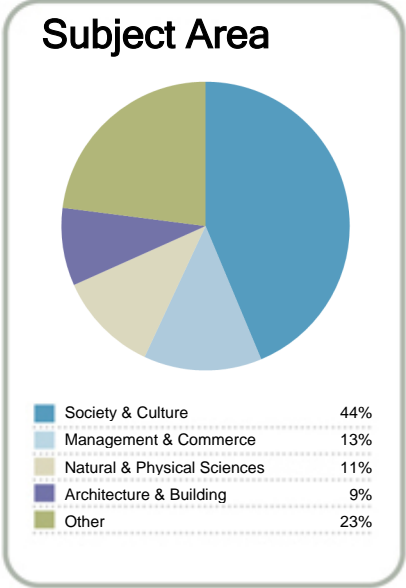
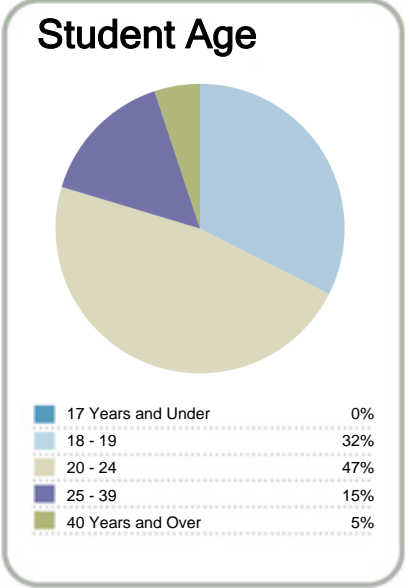
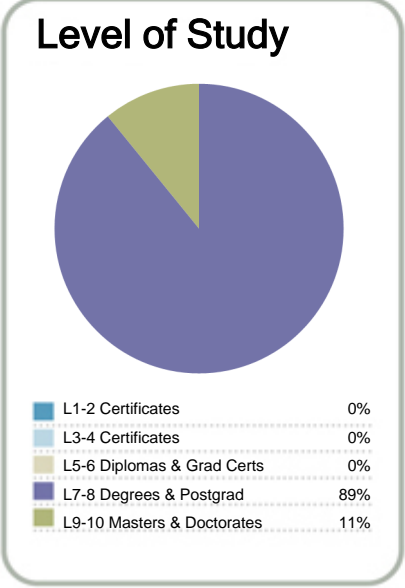
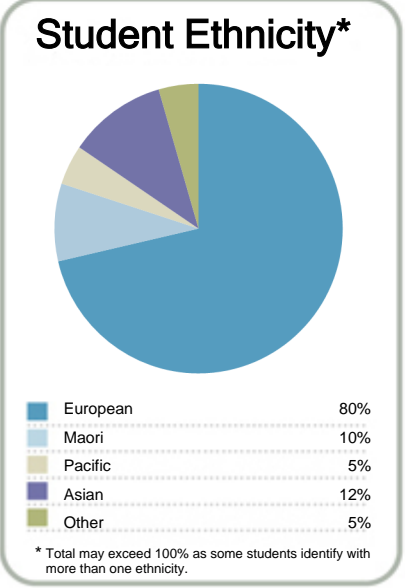
This measure shows the proportion of students in a given year that complete a qualification or re-enrol at the same tertiary education organisation in the following year.

Context

EFTS*: 15,595
Students: 19,326

Further information about student characteristics may be available on the organisation's website.

* Number of equivalent full time students.



Contacts

PO Box 600
WELLINGTON 6140
New Zealand
04 472 1000

<http://www.vuw.ac.nz>

Disclaimer: The results in this report are generated from data submitted by Tertiary Education Organisations. While efforts have been made to verify the information, the Tertiary Education Commission does not attest to the accuracy or completeness of the results.



Victoria University of Wellington

Organisation Type: University

Year: 2013 Fund: Student Achievement Component

Successful Completion of Courses

This measure shows the proportion of courses in a given year that are successfully completed.

		Median:	86%
1	University of Otago	89%	
2	University of Auckland	88%	
3	University of Canterbury	87%	
4	Victoria University of Wellington	86%	
5	University of Waikato	85%	
6	Auckland University of Technology	84%	
7	Lincoln University	83%	
8	Massey University	80%	

Completion of Qualifications

This measure shows the proportion of students in a given year who complete a qualification.

		Median:	81%
1	University of Canterbury	88%	
2	University of Otago	86%	
3	University of Waikato	84%	
4	University of Auckland	81%	
5	Lincoln University	80%	
6	Auckland University of Technology	79%	
7	Massey University	78%	
8	Victoria University of Wellington	76%	

Student Progression to Higher Level Study

This measure shows the proportion of students in a given year who progress to study at a higher level after completing a qualification at levels 1 - 4.

		Median:	79%
1	University of Canterbury	95%	
2	University of Auckland	94%	
3	University of Otago	92%	
4	Auckland University of Technology	83%	
5	Victoria University of Wellington	75%	
6	Massey University	58%	
7	University of Waikato	50%	
8	Lincoln University	25%	

Students Retained in Study

This measure shows the proportion of students in a given year that complete a qualification or re-enrol at the same tertiary education organisation in the following year.

		Median:	86%
1	University of Otago	90%	
2	University of Auckland	89%	
3	University of Canterbury	86%	
4	Victoria University of Wellington	86%	
5	University of Waikato	85%	
6	Auckland University of Technology	83%	
7	Massey University	75%	
8	Lincoln University	59%	

Disclaimer: The results in this report are generated from data submitted by Tertiary Education Organisations. While efforts have been made to verify the information, the Tertiary Education Commission does not attest to the accuracy or completeness of the results.