



## The Private Training Establishment sector

Year: 2013

Fund: Student Achievement



### Successful Completion of Courses

|           |     |
|-----------|-----|
| Level 1-2 | 76% |
| Level 3-4 | 82% |
| Level 5-6 | 82% |
| Level 7-8 | 87% |

This measure shows the proportion of courses in a given year that are successfully completed.



### Completion of Qualifications

|            |     |
|------------|-----|
| Level 1-2  | 67% |
| Level 3-4  | 79% |
| Level 5-6  | 75% |
| Level 7-8  | 93% |
| Level 9-10 | 44% |

This measure shows the proportion of students in a given year who complete a qualification.



### Student Progression to Higher Level Study

|         |     |
|---------|-----|
| Level 1 | * % |
| Level 2 | 25% |
| Level 3 | 33% |
| Level 4 | 21% |

\* Information is not available for this level group.

This measure shows the proportion of students in a given year who progress to study at a higher level after completing a qualification at levels 1 - 4.



### Students Retained in Study

|            |     |
|------------|-----|
| Level 1-2  | 64% |
| Level 3-4  | 67% |
| Level 5-6  | 60% |
| Level 7-8  | 81% |
| Level 9-10 | 69% |

This measure shows the proportion of students in a given year that complete a qualification or re-enrol at the same tertiary education organisation in the following year.

### About the Private Training Establishment sector Government expectations of the Private Training Establishment sector

In 2013 the TEC funded 198 Private Training Establishments (PTEs) through its Student Achievement Component fund.

The size and characteristics of PTEs vary. Smaller specialised PTEs may offer a single qualification for fewer than 20 equivalent full-time students (EFTS). The largest PTEs may offer a range of qualifications to over a thousand EFTS. For these reasons comparing PTEs may be difficult.

The government expects PTEs to:

- Work with employers to ensure provision meets employment and industry needs
- Get at-risk young people into a career or further education
- Enable Maori and Pasifika learners to progress from foundation level education to higher levels of learning
- Improve adult literacy and numeracy

#### Tertiary Education Strategy

The Tertiary Education Strategy (TES) sets high expectations for TEO performance and prioritises an outcomes focus especially for industry, Maori and Pasifika learners and at risk young people.

### Context

Number of students in total: 48,070

Number of equivalent full-time student places: 27,889

| Student ethnicity* |     | Level of study |     |
|--------------------|-----|----------------|-----|
| European           | 53% | Level 1-2      | 6%  |
| Maori              | 29% | Level 3-4      | 47% |
| Pacific            | 18% | Level 5-6      | 30% |
| Asian              | 9%  | Level 7-8      | 16% |
| Other              | 4%  | Level 9-10     | 0%  |

\*Total may exceed 100% as some students identify with more than one ethnicity.



## NZ College of Massage

Organisation Type: Private Training Establishment  
Year: 2013 Fund: Student Achievement Component

### Successful Completion of Courses

All Levels of Study

**82%**

|            |     |
|------------|-----|
| Level 1-2  | *   |
| Level 3-4  | 87% |
| Level 5-6  | 77% |
| Level 7-8  | *   |
| Level 9-10 | *   |

\* Information is not available for this level group.

### Completion of Qualifications

All Levels of Study

**100%**

|            |      |
|------------|------|
| Level 1-2  | *    |
| Level 3-4  | 100% |
| Level 5-6  | 94%  |
| Level 7-8  | *    |
| Level 9-10 | *    |

\* Information is not available for this level group.

### Student Progression to Higher Level Study

Level 1 - 4 Study

**24%**

|         |     |
|---------|-----|
| Level 1 | *   |
| Level 2 | *   |
| Level 3 | *   |
| Level 4 | 24% |

\* Information is not available for this level group.

### Students Retained in Study

All Levels of Study

**72%**

|            |     |
|------------|-----|
| Level 1-2  | *   |
| Level 3-4  | 70% |
| Level 5-6  | 76% |
| Level 7-8  | *   |
| Level 9-10 | *   |

\* Information is not available for this level group.

This measure shows the proportion of courses in a given year that are successfully completed.

This measure shows the proportion of students in a given year who complete a qualification.

This measure shows the proportion of students in a given year who progress to study at a higher level after completing a qualification at levels 1 - 4.

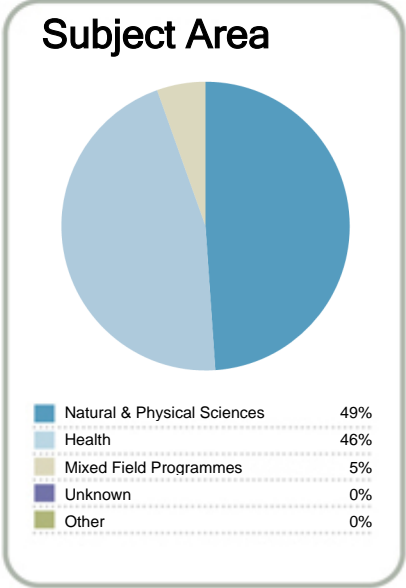
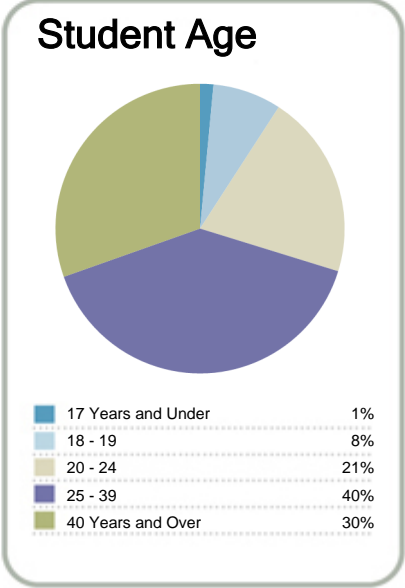
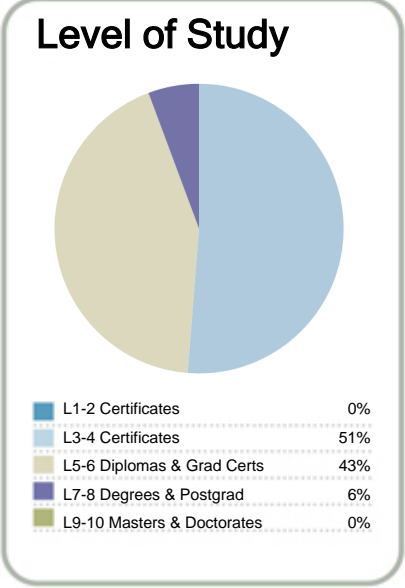
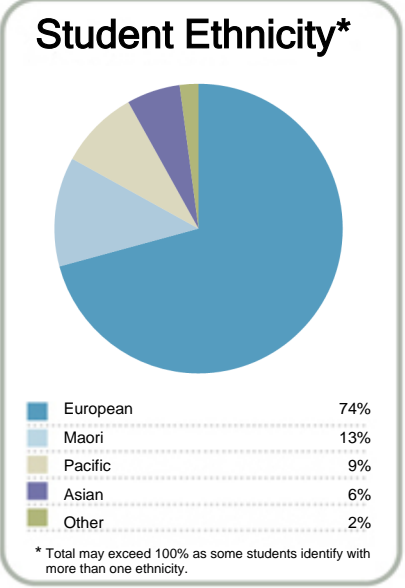
This measure shows the proportion of students in a given year that complete a qualification or re-enrol at the same tertiary education organisation in the following year.

### Context

EFTS\*: 161  
Students: 226

Further information about student characteristics may be available on the organisation's website.

\* Number of equivalent full time students.



### Contacts

PO Box 1260  
Wellington 6140  
New Zealand  
04 495 8390

<http://www.messagecollege.co.nz>

Disclaimer: The results in this report are generated from data submitted by Tertiary Education Organisations. While efforts have been made to verify the information, the Tertiary Education Commission does not attest to the accuracy or completeness of the results.



## NZ College of Massage

Organisation Type: Private Training Establishment  
Year: 2013 Fund: Student Achievement Component

**Successful Completion of Courses**

This measure shows the proportion of courses in a given year that are successfully completed.

Median: 85%

|    |  |      |
|----|--|------|
| 1  | Helicopter Flight Training Limited       | 100% |
| 1  | Manaakitanga Aotearoa Charitable Trust   | 100% |
| 1  | New Zealand School of Radio Limited      | 100% |
| 1  | New Zealand Training Centre              | 100% |
| 1  | Palmerston North School of Design Ltd    | 100% |
| 1  | Pathways Bible and Mission College       | 100% |
| 1  | Rapu Ki Rua Institute                    | 100% |
| 1  | Royal Business College Limited           | 100% |
| 1  | Safety N Action Limited                  | 100% |
| 1  | Safety 'n Action Limited                 | 100% |
| 1  | Taranaki Educare                         | 100% |
| 1  | Te Ata Hou Trust                         | 100% |
| 13 | Eastwest Coll of Intercultural Studies   | 99%  |
| 14 | Techtorium NZ Institute of IT Ltd        | 99%  |
| 15 | NZ School of Outdoor Studies Limited     | 99%  |
| 16 | Literacy Aotearoa                        | 99%  |
| 17 | New Zealand College of Chiropractic      | 98%  |
| 18 | College of Law NZ                        | 97%  |
| 19 | Alpha Training Centre                    | 97%  |
| 20 | NZ Inst of Electrolysis & Beauty Therapy | 96%  |
| 21 | The College of Future Learning NZ Ltd    | 96%  |
| 22 | South Pacific Bible College              | 95%  |
| 23 | Peter Minturn (NZ) Goldsmith School      | 95%  |
| 24 | Nelson Aviation College                  | 95%  |

**Completion of Qualifications**

This measure shows the proportion of students in a given year who complete a qualification.

Median: 80%

|   |  |             |
|---|--|-------------|
| 1 | Agribusiness Training Limited            | 100%        |
| 1 | Air Hawke's Bay Ltd                      | 100%        |
| 1 | AIS St Helens                            | 100%        |
| 1 | Alphacrucis Limited                      | 100%        |
| 1 | AMS Group Training                       | 100%        |
| 1 | College of Law NZ                        | 100%        |
| 1 | Eastwest Coll of Intercultural Studies   | 100%        |
| 1 | EDENZ Colleges Ltd                       | 100%        |
| 1 | EnterpriseMIT                            | 100%        |
| 1 | ICL Business School                      | 100%        |
| 1 | Institute of Professional Legal Studies  | 100%        |
| 1 | Kyewood Equestrian Centre Limited        | 100%        |
| 1 | Nelson Aviation College                  | 100%        |
| 1 | New Zealand College of Chiropractic      | 100%        |
| 1 | New Zealand Management Academies         | 100%        |
| 1 | New Zealand School of Radio Limited      | 100%        |
| 1 | New Zealand Tertiary College Limited     | 100%        |
| 1 | New Zealand Training Centre              | 100%        |
| 1 | North Shore International Academy (NSIA) | 100%        |
| 1 | North Shore Language School              | 100%        |
| 1 | <b>NZ College of Massage</b>             | <b>100%</b> |
| 1 | NZ School of Acupuncture & TCM           | 100%        |
| 1 | Pacific Int Hotel Management School Ltd  | 100%        |
| 1 | Palmerston North School of Design Ltd    | 100%        |

**Student Progression to Higher Level Study**

This measure shows the proportion of students in a given year who progress to study at a higher level after completing a qualification at levels 1 - 4.

Median: 23%

|    |   |     |
|----|---|-----|
| 1  | Laidlaw College Incorporated            | 95% |
| 2  | Manaakitanga Aotearoa Charitable Trust  | 90% |
| 3  | Whitecliffe College of Arts and Design  | 88% |
| 4  | Peter Minturn (NZ) Goldsmith School     | 83% |
| 5  | ACG Yoobee School of Design.            | 81% |
| 6  | NZ School of Outdoor Studies Limited    | 80% |
| 7  | Hungry Creek Art and Crafts School      | 67% |
| 8  | Patricks School of Hairdressing Limited | 65% |
| 9  | The Sir Edmund Hillary Outdoor Pursuits | 64% |
| 10 | Alphacrucis Limited                     | 63% |
| 11 | New Zealand Management Academies        | 58% |
| 12 | New Zealand Career College Ltd          | 57% |
| 13 | The Learning Connexion Limited          | 55% |
| 14 | Faith Bible College                     | 50% |
| 14 | Lotus Holistic Centre                   | 50% |
| 14 | Te Ata Hou Trust                        | 50% |
| 17 | Te Wananga Takiura                      | 49% |
| 18 | Martin-Hautus                           | 47% |
| 19 | Design and Arts College of NZ Ltd       | 45% |
| 20 | International Travel College of NZ      | 44% |
| 21 | Servilles Academy Limited               | 43% |
| 22 | Excel Ministries - Performing Arts      | 42% |
| 23 | Alphacrucis International College       | 41% |
| 24 | The Hairdressing College                | 41% |

**Students Retained in Study**

This measure shows the proportion of students in a given year that complete a qualification or re-enrol at the same tertiary education organisation in the following year.

Median: 77%

|    |  |      |
|----|--|------|
| 1  | Evolution School of Holistic Therapies   | 100% |
| 1  | KAAT Trust                               | 100% |
| 1  | Manaakitanga Aotearoa Charitable Trust   | 100% |
| 1  | Nelson Aviation College                  | 100% |
| 1  | Skills 4 Work Incorporated               | 100% |
| 1  | Southern Wings Limited                   | 100% |
| 1  | Trinity Methodist Theological College    | 100% |
| 8  | College of Law NZ                        | 98%  |
| 9  | New Zealand College of Chiropractic      | 98%  |
| 10 | NZ School of Outdoor Studies Limited     | 97%  |
| 11 | Techtorium NZ Institute of IT Ltd        | 96%  |
| 12 | HLC                                      | 96%  |
| 13 | Institute of Professional Legal Studies  | 96%  |
| 14 | Air Hawke's Bay Ltd                      | 96%  |
| 15 | Toi Whakaari: NZ Drama School            | 95%  |
| 16 | International Aviation Academy of NZ Ltd | 94%  |
| 17 | Mr Barber Training Centre                | 93%  |
| 18 | EDENZ Colleges Ltd                       | 93%  |
| 19 | Eastwest Coll of Intercultural Studies   | 93%  |
| 20 | Sir George Seymour College               | 93%  |
| 21 | Travel Careers & Training Limited        | 93%  |
| 22 | Kyewood Equestrian Centre Limited        | 92%  |
| 23 | South Seas Film & Television School Ltd  | 91%  |
| 24 | Academy of Diving Trust                  | 91%  |

Disclaimer: The results in this report are generated from data submitted by Tertiary Education Organisations. While efforts have been made to verify the information, the Tertiary Education Commission does not attest to the accuracy or completeness of the results.



## NZ College of Massage

Organisation Type: Private Training Establishment  
Year: 2013 Fund: Student Achievement Component

**Successful Completion of Courses**

This measure shows the proportion of courses in a given year that are successfully completed.

**Completion of Qualifications**

This measure shows the proportion of students in a given year who complete a qualification.

**Student Progression to Higher Level Study**

This measure shows the proportion of students in a given year who progress to study at a higher level after completing a qualification at levels 1 - 4.

**Students Retained in Study**

This measure shows the proportion of students in a given year that complete a qualification or re-enrol at the same tertiary education organisation in the following year.

Median: 85%

|    |  |     |
|----|--|-----|
| 25 | Institute of Professional Legal Studies  | 95% |
| 26 | Patrick's School of Hairdressing Limited | 95% |
| 27 | Quantum Education Group Limited          | 95% |
| 28 | Quantum Education Group QT Limited       | 95% |
| 29 | North Shore International Academy (NSIA) | 94% |
| 30 | School of Business Ltd                   | 94% |
| 31 | Toi Whakaari: NZ Drama School            | 94% |
| 32 | Rangi Ruru Early Childhood College       | 94% |
| 33 | North Shore Language School              | 94% |
| 34 | Tectra Limited                           | 94% |
| 35 | Ardmore Flying School                    | 94% |
| 36 | Quantum Education Group ES Ltd           | 94% |
| 37 | Pacific Int Hotel Management School Ltd  | 94% |
| 38 | CTC Aviation Training (NZ) Limited       | 93% |
| 39 | EnterpriseMIT                            | 93% |
| 40 | Martin-Hautus                            | 93% |
| 41 | Auckland City Training School            | 93% |
| 42 | Mr Barber Training Centre                | 93% |
| 43 | New Zealand College of Chinese Medicine  | 93% |
| 44 | Sir George Seymour College               | 93% |
| 45 | Harrington\Vaughan Academy of Hairdress  | 92% |
| 46 | CPS Training                             | 92% |
| 47 | Whitecliffe College of Arts and Design   | 92% |
| 48 | South Seas Film & Television School Ltd  | 92% |

Median: 80%

|    |  |      |
|----|--|------|
| 1  | Pathways Bible and Mission College       | 100% |
| 1  | Quantum Education Group QT Limited       | 100% |
| 1  | Raffles College of Design and Commerce   | 100% |
| 1  | Rangi Ruru Early Childhood College       | 100% |
| 1  | Rapu Ki Rua Institute                    | 100% |
| 1  | Safety 'n Action Limited                 | 100% |
| 1  | South Pacific Bible College              | 100% |
| 1  | South Pacific College of Natural Medicin | 100% |
| 1  | Te Tari Puna Ora O Aotearoa/NZ Childcare | 100% |
| 1  | The College of Future Learning NZ Ltd    | 100% |
| 1  | The Cut Above Academy Limited            | 100% |
| 1  | Tipu Ora                                 | 100% |
| 1  | Training For You Limited                 | 100% |
| 1  | Trinity Methodist Theological College    | 100% |
| 1  | Waikato Aero Club (Inc)                  | 100% |
| 1  | Whitecliffe College of Arts and Design   | 100% |
| 41 | NZ School of Outdoor Studies Limited     | 99%  |
| 42 | Blueprint for Learning                   | 99%  |
| 43 | Skills 4 Work Incorporated               | 99%  |
| 44 | Good Shepherd College - Te Heparā Pai    | 97%  |
| 45 | Sir George Seymour College               | 97%  |
| 46 | Toi Whakaari: NZ Drama School            | 96%  |
| 47 | NZ Inst of Electrolysis & Beauty Therapy | 96%  |
| 48 | Patrick's School of Hairdressing Limited | 96%  |

Median: 23%

|    |   |     |
|----|---|-----|
| 25 | Advanced Training Academy Limited       | 40% |
| 25 | AIS St Helens                           | 40% |
| 25 | Computer Power (NZ) Ltd (Spherion)      | 40% |
| 25 | Palmerston North School of Design Ltd   | 40% |
| 25 | Te Kura Motuhake o Te Ataarangi Inc     | 40% |
| 30 | Academy Group (NZ) Limited              | 40% |
| 31 | ITTI                                    | 39% |
| 32 | New Zealand Welding School              | 38% |
| 33 | Naturopathic College of New Zealand     | 37% |
| 34 | Sir George Seymour College              | 37% |
| 35 | Advance Training Centres                | 36% |
| 35 | Praxis                                  | 36% |
| 37 | Travel Careers & Training Limited       | 36% |
| 38 | The College of Future Learning NZ Ltd   | 35% |
| 39 | Lifeway College                         | 34% |
| 40 | Workforce Development Limited           | 34% |
| 41 | BEST Pacific Institute of Education Ltd | 34% |
| 42 | English Teaching College                | 33% |
| 42 | Raffles College of Design and Commerce  | 33% |
| 44 | Avonmore Tertiary Institute             | 32% |
| 45 | Ministry Training College Of Nz         | 32% |
| 46 | Agriculture New Zealand                 | 31% |
| 47 | Turanga Ararau                          | 31% |
| 48 | Evolution School of Holistic Therapies  | 31% |

Median: 77%

|    |  |     |
|----|--|-----|
| 25 | Blueprint for Learning                   | 91% |
| 26 | The Hairdressing College                 | 91% |
| 27 | NZ Inst of Electrolysis & Beauty Therapy | 91% |
| 28 | School of Business Ltd                   | 90% |
| 29 | Ministry Training College Of Nz          | 90% |
| 30 | The Sir Edmund Hillary Outdoor Pursuits  | 89% |
| 31 | Harrington\Vaughan Academy of Hairdress  | 89% |
| 31 | New Zealand School of Radio Limited      | 89% |
| 33 | Te Tari Puna Ora O Aotearoa/NZ Childcare | 89% |
| 34 | Taruna College                           | 89% |
| 35 | Queenstown Resort College                | 89% |
| 36 | Waikato School of Hairdressing Limited   | 88% |
| 37 | Animation College New Zealand Limited    | 88% |
| 38 | AMES Training and Resource Centre Ltd    | 88% |
| 39 | Alpha Training Centre                    | 88% |
| 40 | ITTI                                     | 87% |
| 41 | Pathways Bible and Mission College       | 87% |
| 42 | Peter Minturn (NZ) Goldsmith School      | 86% |
| 43 | New Zealand Tertiary College Limited     | 86% |
| 44 | Rangi Ruru Early Childhood College       | 86% |
| 45 | Quantum Education Group QT Limited       | 86% |
| 46 | South Pacific Bible College              | 86% |
| 47 | South Pacific College of Natural Medicin | 86% |
| 48 | Praxis                                   | 85% |

Disclaimer: The results in this report are generated from data submitted by Tertiary Education Organisations. While efforts have been made to verify the information, the Tertiary Education Commission does not attest to the accuracy or completeness of the results.



## NZ College of Massage

Organisation Type: Private Training Establishment

Year: 2013 Fund: Student Achievement Component



### Successful Completion of Courses



### Completion of Qualifications



### Student Progression to Higher Level Study



### Students Retained in Study

This measure shows the proportion of courses in a given year that are successfully completed.

This measure shows the proportion of students in a given year who complete a qualification.

This measure shows the proportion of students in a given year who progress to study at a higher level after completing a qualification at levels 1 - 4.

This measure shows the proportion of students in a given year that complete a qualification or re-enrol at the same tertiary education organisation in the following year.

| Successful Completion of Courses |  |            | Completion of Qualifications |   |            | Student Progression to Higher Level Study |  |            | Students Retained in Study |   |            |
|----------------------------------|--|------------|------------------------------|---|------------|---|--|------------|----------------------------|---|------------|
| Rank                             | Organisation                             | Percentage | Rank                         | Organisation                            | Percentage | Rank                                      | Organisation                             | Percentage | Rank                       | Organisation                            | Percentage |
| 49                               | New Zealand Inst of Fashion Tech Ltd     | 92%        | 49                           | Anamata PTE - Whakatane                 | 95%        | 49  | Harrington\Vaughan Academy of Hairdress  | 30%        | 49                         | Porse ECE Training (NZ) Limited         | 85%        |
| 50                               | Land Based Training Limited              | 92%        | 50                           | The Learning Connexion Limited          | 95%        | 50  | Academy of Diving Trust                  | 30%        | 50                         | Te Wananga Takiura                      | 85%        |
| 51                               | Blueprint for Learning                   | 91%        | 51                           | Alpha Training Centre                   | 94%        | 51  | New Zealand School of Education Limited  | 30%        | 51                         | Solomon Group                           | 85%        |
| 52                               | Good Shepherd College - Te Heparā Pai    | 91%        | 52                           | Wellpark College                        | 93%        | 52  | Tipu Ora                                 | 29%        | 51                         | Vineyard College                        | 85%        |
| 53                               | People Potential Limited                 | 91%        | 53                           | ATC New Zealand                         | 93%        | 53  | The Hairdressing Academy & Col of Beauty | 29%        | 53                         | International Pacific College NZ        | 85%        |
| 54                               | Kyewood Equestrian Centre Limited        | 91%        | 54                           | Mr Barber Training Centre               | 92%        | 54  | Auckland City Training School            | 28%        | 54                         | The Cut Above Academy Limited           | 84%        |
| 55                               | Air Hawke's Bay Ltd                      | 91%        | 55                           | Manaakitanga Aotearoa Charitable Trust  | 91%        | 54  | New Zealand Inst of Fashion Tech Ltd     | 28%        | 55                         | Ashton Warner Nanny Academy             | 84%        |
| 56                               | New Zealand Tertiary College Limited     | 90%        | 56                           | Porse ECE Training (NZ) Limited         | 91%        | 56  | Action Adventure                         | 28%        | 56                         | Good Shepherd College - Te Heparā Pai   | 84%        |
| 57                               | Te Kura Motuhake o Te Ataarangi Inc      | 90%        | 57                           | Land Based Training Limited             | 91%        | 57  | Mara Marketing Limited                   | 28%        | 57                         | Mahurangi Technical Institute           | 84%        |
| 58                               | Academy of Diving Trust                  | 90%        | 58                           | Te Ata Hou Trust                        | 91%        | 58  | EastBay Rural Education Activities Inc.  | 27%        | 58                         | Tipu Ora                                | 84%        |
| 59                               | Aperfield Montessori Trust               | 90%        | 59                           | Ashton Warner Nanny Academy             | 91%        | 59  | New Zealand Institute of Sport           | 27%        | 59                         | New Zealand Inst of Fashion Tech Ltd    | 83%        |
| 60                               | Animation College New Zealand Limited    | 89%        | 60                           | Harrington\Vaughan Academy of Hairdress | 91%        | 60  | DAS International Academy                | 27%        | 60                         | Servilles Academy Limited               | 83%        |
| 61                               | New Zealand Management Academies         | 89%        | 61                           | Peter Minturn (NZ) Goldsmith School     | 90%        | 61  | The Cut Above Academy Limited            | 27%        | 61                         | Hair to Train                           | 83%        |
| 62                               | Faith Bible College                      | 89%        | 62                           | Auckland City Training School           | 90%        | 62  | Quantum Education Group ES Ltd           | 27%        | 62                         | NZ Graduate School of Education Limited | 83%        |
| 63                               | South Pacific College of Natural Medicin | 89%        | 63                           | NZ College of Early Childhood Education | 90%        | 63  | Training For You Limited                 | 26%        | 63                         | ACG Yoobee School of Design.            | 83%        |
| 64                               | NZ School of Food and Wine Ltd           | 89%        | 64                           | Community Colleges New Zealand Ltd      | 90%        | 64  | NZ Institute of Education 2007 Limited   | 26%        | 64                         | Safety 'n Action Limited                | 83%        |
| 65                               | Southern Wings Limited                   | 89%        | 65                           | Advanced Training Academy Limited       | 88%        | 65  | Onsite Education                         | 25%        | 65                         | Palmerston North School of Design Ltd   | 83%        |
| 66                               | New Zealand Career College Ltd           | 89%        | 66                           | People Potential Limited                | 88%        | 66  | Anamata PTE - Whakatane                  | 25%        | 66                         | International College of Camille        | 82%        |
| 67                               | Academy Group (NZ) Limited               | 89%        | 67                           | International College of Camille        | 88%        | 67  | Adventure Education                      | 24%        | 67                         | AIS St Helens                           | 82%        |
| 68                               | EDENZ Colleges Ltd                       | 89%        | 68                           | Academy Group (NZ) Limited              | 88%        | 68  | <b>NZ College of Massage</b>             | <b>24%</b> | 68                         | Whitecliffe College of Arts and Design  | 82%        |
| 69                               | Vineyard College                         | 89%        | 69                           | School of Business Ltd                  | 87%        | 69  | The Professional Bar & Restaurant School | 24%        | 69                         | Media Design School Limited             | 82%        |
| 70                               | International Aviation Academy of NZ Ltd | 89%        | 70                           | Carey Baptist College                   | 87%        | 70  | Corporate Academy Group                  | 23%        | 70                         | People Potential Limited                | 82%        |
| 71                               | Evolution School of Holistic Therapies   | 89%        | 71                           | Vineyard College                        | 87%        | 71  | ATC New Zealand                          | 23%        | 71                         | New Zealand Career College Ltd          | 82%        |
| 72                               | Action Adventure                         | 89%        | 72                           | Waikato Institute for Leisure and Sport | 87%        | 72  | People Potential Limited                 | 23%        | 72                         | AMS Group Training                      | 82%        |

Disclaimer: The results in this report are generated from data submitted by Tertiary Education Organisations. While efforts have been made to verify the information, the Tertiary Education Commission does not attest to the accuracy or completeness of the results.



## NZ College of Massage

Organisation Type: Private Training Establishment  
Year: 2013 Fund: Student Achievement Component

**Successful Completion of Courses**

This measure shows the proportion of courses in a given year that are successfully completed.

**Completion of Qualifications**

This measure shows the proportion of students in a given year who complete a qualification.

**Student Progression to Higher Level Study**

This measure shows the proportion of students in a given year who progress to study at a higher level after completing a qualification at levels 1 - 4.

**Students Retained in Study**

This measure shows the proportion of students in a given year that complete a qualification or re-enrol at the same tertiary education organisation in the following year.

Median: 85%

|    |  |     |
|----|--|-----|
| 73 | Crown Institute of Studies               | 89% |
| 74 | Ashton Warner Nanny Academy              | 89% |
| 75 | Bethlehem Institute Limited              | 88% |
| 76 | Tipu Ora                                 | 88% |
| 77 | Queens Academic Group Limited            | 88% |
| 78 | The Cut Above Academy Limited            | 88% |
| 79 | Te Wananga Takiura                       | 88% |
| 80 | Te Tari Puna Ora O Aotearoa/NZ Childcare | 88% |
| 81 | Sue's Computer Training Company          | 87% |
| 82 | Praxis                                   | 87% |
| 83 | International College of Camille         | 87% |
| 84 | Laidlaw College Incorporated             | 87% |
| 85 | Waikato School of Hairdressing Limited   | 87% |
| 86 | New Zealand Skydiving School Ltd         | 86% |
| 87 | New Zealand Institute of Sport           | 86% |
| 88 | Raffles College of Design and Commerce   | 86% |
| 89 | Waikato Institute for Leisure and Sport  | 86% |
| 90 | Air New Zealand Aviation Institute       | 86% |
| 91 | Carey Baptist College                    | 86% |
| 92 | Advanced Training Academy Limited        | 86% |
| 93 | The Sir Edmund Hillary Outdoor Pursuits  | 86% |
| 94 | International Pacific College NZ         | 86% |
| 95 | HLC                                      | 86% |
| 96 | Trinity Methodist Theological College    | 86% |

Median: 80%

|    |   |     |
|----|---|-----|
| 73 | Excel Ministries - Performing Arts      | 86% |
| 74 | NZ School of Food and Wine Ltd          | 86% |
| 75 | International Travel College of NZ      | 86% |
| 76 | Academy of Diving Trust                 | 86% |
| 77 | Te Wananga Takiura                      | 86% |
| 78 | New Zealand Career College Ltd          | 86% |
| 79 | Corporate Academy Group                 | 86% |
| 80 | Taruna College                          | 86% |
| 81 | Quantum Education Group ES Ltd          | 85% |
| 82 | Aronui Technical Training Centre        | 85% |
| 83 | South Seas Film & Television School Ltd | 85% |
| 84 | Animation College New Zealand Limited   | 85% |
| 85 | Ministry Training College Of Nz         | 85% |
| 86 | ACG Yoobee School of Design.            | 83% |
| 87 | Faith Bible College                     | 83% |
| 88 | Sue's Computer Training Company         | 83% |
| 89 | The Hairdressing College                | 83% |
| 90 | Waikato School of Hairdressing Limited  | 83% |
| 91 | EastBay Rural Education Activities Inc. | 81% |
| 92 | New Zealand Skydiving School Ltd        | 81% |
| 93 | NZ Institute of Education 2007 Limited  | 81% |
| 94 | New Zealand Institute of Sport          | 81% |
| 95 | Praxis                                  | 80% |
| 96 | G & H Training                          | 80% |

Median: 23%

|    |  |     |
|----|--|-----|
| 73 | Auckland Hotel & Chefs Training School   | 22% |
| 73 | MSL Training Ltd                         | 22% |
| 73 | New Zealand College of Chinese Medicine  | 22% |
| 73 | Te Rooopu A Iwi o Te Arawa               | 22% |
| 73 | Wellington Nannies College Limited       | 22% |
| 78 | Quantum Education Group Limited          | 22% |
| 79 | Hair to Train                            | 22% |
| 80 | Ashton Warner Nanny Academy              | 21% |
| 81 | Learning Post Ltd                        | 20% |
| 82 | Netcor Campus (NZ Education & Tourism)   | 19% |
| 83 | PEI                                      | 19% |
| 84 | Elliott Hairdressing Training Centre Ltd | 18% |
| 85 | Quantum Education Group QT Limited       | 18% |
| 86 | Metro Training Services (MTS)            | 18% |
| 87 | North Shore Language School              | 18% |
| 88 | Waikato School of Hairdressing Limited   | 17% |
| 89 | Rapu Ki Rua Institute                    | 16% |
| 90 | EDENZ Colleges Ltd                       | 15% |
| 91 | Te Kohanga Reo National Trust Board      | 15% |
| 92 | Tectra Limited                           | 15% |
| 93 | Taratahi Agricultural Training Centre    | 15% |
| 94 | Vineyard College                         | 14% |
| 95 | Waikato Institute for Leisure and Sport  | 14% |
| 96 | Aromaflex Academy                        | 14% |

Median: 77%

|    |   |     |
|----|---|-----|
| 73 | MSL Training Ltd                        | 82% |
| 73 | NZ School of Food and Wine Ltd          | 82% |
| 73 | Te Rooopu A Iwi o Te Arawa              | 82% |
| 76 | NZ School of Acupuncture & TCM          | 82% |
| 77 | Construction Trade Training Unit        | 82% |
| 78 | Gestalt Institute of NZ                 | 82% |
| 79 | Excel Ministries - Performing Arts      | 82% |
| 80 | Academy Group (NZ) Limited              | 82% |
| 81 | Land Based Training Limited             | 81% |
| 81 | Pacific Int Hotel Management School Ltd | 81% |
| 83 | Bethlehem Institute Limited             | 81% |
| 83 | Hungry Creek Art and Crafts School      | 81% |
| 85 | Air New Zealand Aviation Institute      | 81% |
| 86 | Wellcare Education Limited              | 80% |
| 87 | Target Education                        | 80% |
| 88 | Ag Challenge Limited                    | 80% |
| 89 | Wellington Nannies College Limited      | 79% |
| 90 | New Zealand Training Centre             | 79% |
| 91 | Action Adventure                        | 79% |
| 92 | The National School of Aesthetics       | 79% |
| 93 | Wellpark College                        | 78% |
| 94 | Lifeway College                         | 78% |
| 95 | Faith Bible College                     | 78% |
| 96 | Anamata PTE - Whakatane                 | 78% |

Disclaimer: The results in this report are generated from data submitted by Tertiary Education Organisations. While efforts have been made to verify the information, the Tertiary Education Commission does not attest to the accuracy or completeness of the results.



## NZ College of Massage

Organisation Type: Private Training Establishment  
Year: 2013 Fund: Student Achievement Component

**Successful Completion of Courses**

This measure shows the proportion of courses in a given year that are successfully completed.

**Completion of Qualifications**

This measure shows the proportion of students in a given year who complete a qualification.

**Student Progression to Higher Level Study**

This measure shows the proportion of students in a given year who progress to study at a higher level after completing a qualification at levels 1 - 4.

**Students Retained in Study**

This measure shows the proportion of students in a given year that complete a qualification or re-enrol at the same tertiary education organisation in the following year.

Median: 85%

|     |   |     |
|-----|---|-----|
| 97  | Catholic Institute of Aotearoa NZ       | 86% |
| 98  | AMS Group Training                      | 86% |
| 99  | NZ School of Acupuncture & TCM          | 86% |
| 100 | NZ Institute of Education 2007 Limited  | 86% |
| 101 | Airways Training Centre                 | 85% |
| 102 | The Learning Connexion Limited          | 85% |
| 103 | Porse ECE Training (NZ) Limited         | 85% |
| 104 | Servilles Academy Limited               | 85% |
| 105 | International Travel College of NZ      | 85% |
| 106 | Taruna College                          | 84% |
| 107 | Bay of Plenty College of Homeopathy Ltd | 84% |
| 108 | Fairview Educational Services Limited   | 84% |
| 109 | Ag Challenge Limited                    | 84% |
| 110 | Maata Waka Enterprises                  | 84% |
| 111 | MSL Training Ltd                        | 84% |
| 112 | Wellpark College                        | 83% |
| 113 | The Hairdressing College                | 83% |
| 114 | Excel Ministries - Performing Arts      | 83% |
| 115 | New Zealand Playcentre Federation Inc   | 83% |
| 116 | Queenstown Resort College               | 83% |
| 117 | AIS St Helens                           | 83% |
| 118 | Media Design School Limited             | 82% |
| 119 | Hungry Creek Art and Crafts School      | 82% |
| 120 | English Teaching College                | 82% |

Median: 80%

|     |   |     |
|-----|---|-----|
| 97  | Taranaki Educare                        | 80% |
| 98  | Auckland Hotel & Chefs Training School  | 79% |
| 99  | New Zealand Welding School              | 79% |
| 100 | Air New Zealand Aviation Institute      | 79% |
| 101 | Advance Training Centres                | 79% |
| 102 | Bethlehem Institute Limited             | 79% |
| 103 | Waikato Institute of Education          | 79% |
| 104 | MSL Training Ltd                        | 79% |
| 105 | Quantum Education Group Limited         | 78% |
| 106 | Avonmore Tertiary Institute             | 78% |
| 107 | Servilles Academy Limited               | 78% |
| 108 | NZ Graduate School of Education Limited | 77% |
| 109 | Agriculture New Zealand                 | 77% |
| 110 | Martin-Hautus                           | 77% |
| 111 | SAE Institute                           | 76% |
| 112 | Adventure Education                     | 75% |
| 113 | Hungry Creek Art and Crafts School      | 75% |
| 114 | Turanga Ararau                          | 75% |
| 115 | Catholic Institute of Aotearoa NZ       | 75% |
| 116 | The National School of Aesthetics       | 75% |
| 117 | KAAT Trust                              | 75% |
| 118 | English Teaching College                | 75% |
| 119 | Polyethnic Institute of Studies         | 74% |
| 120 | Ag Challenge Limited                    | 74% |

Median: 23%

|     |  |     |
|-----|--|-----|
| 97  | Crown Institute of Studies               | 13% |
| 98  | Whitireia New Zealand Limited            | 13% |
| 99  | Agribusiness Training Limited            | 12% |
| 100 | National College of Security Personnel   | 11% |
| 101 | School of Business Ltd                   | 11% |
| 102 | Nelson Technical Institute Ltd           | 11% |
| 103 | Samala Robinson Academy Ltd              | 10% |
| 104 | Polyethnic Institute of Studies          | 10% |
| 104 | Stotts Correspondence Education Ltd      | 10% |
| 106 | Air New Zealand Aviation Institute       | 10% |
| 107 | Waikato Institute of Education           | 10% |
| 108 | Kyrewood Equestrian Centre Limited       | 9%  |
| 108 | NZ Inst of Electrolysis & Beauty Therapy | 9%  |
| 108 | Solomon Group                            | 9%  |
| 111 | New Zealand School of Radio Limited      | 8%  |
| 112 | Ag Challenge Limited                     | 8%  |
| 112 | Elite Int School Of Beauty Therapy       | 8%  |
| 114 | Mahurangi Technical Institute            | 8%  |
| 115 | Land Based Training Limited              | 7%  |
| 116 | Trade Education Limited                  | 7%  |
| 117 | Aronui Technical Training Centre         | 7%  |
| 118 | NZ School of Food and Wine Ltd           | 7%  |
| 119 | Community Colleges New Zealand Ltd       | 6%  |
| 120 | Porse ECE Training (NZ) Limited          | 6%  |

Median: 77%

|     |  |     |
|-----|--|-----|
| 97  | CPS Training                             | 78% |
| 98  | North Shore International Academy (NSIA) | 78% |
| 99  | NZ Institute of Education 2007 Limited   | 78% |
| 100 | Rapu Ki Rua Institute                    | 77% |
| 101 | Auckland Hotel & Chefs Training School   | 77% |
| 102 | Quantum Education Group Limited          | 77% |
| 103 | Laidlaw College Incorporated             | 77% |
| 104 | Polyethnic Institute of Studies          | 76% |
| 105 | New Zealand Institute of Sport           | 76% |
| 106 | ATC New Zealand                          | 76% |
| 107 | International Travel College of NZ       | 76% |
| 108 | Netcor Campus (NZ Education & Tourism)   | 76% |
| 109 | The College of Future Learning NZ Ltd    | 76% |
| 110 | Tectra Limited                           | 76% |
| 111 | New Zealand College of Chinese Medicine  | 75% |
| 112 | New Zealand Management Academies         | 75% |
| 113 | Corporate Academy Group                  | 75% |
| 113 | CTC Aviation Training (NZ) Limited       | 75% |
| 113 | Martin-Hautus                            | 75% |
| 113 | Trade Education Limited                  | 75% |
| 117 | Auckland City Training School            | 74% |
| 118 | Royal Business College Limited           | 74% |
| 119 | Turanga Ararau                           | 74% |
| 120 | New Zealand Skydiving School Ltd         | 73% |

Disclaimer: The results in this report are generated from data submitted by Tertiary Education Organisations. While efforts have been made to verify the information, the Tertiary Education Commission does not attest to the accuracy or completeness of the results.



## NZ College of Massage

Organisation Type: Private Training Establishment  
Year: 2013 Fund: Student Achievement Component

**Successful Completion of Courses**

This measure shows the proportion of courses in a given year that are successfully completed.

**Completion of Qualifications**

This measure shows the proportion of students in a given year who complete a qualification.

**Student Progression to Higher Level Study**

This measure shows the proportion of students in a given year who progress to study at a higher level after completing a qualification at levels 1 - 4.

**Students Retained in Study**

This measure shows the proportion of students in a given year that complete a qualification or re-enrol at the same tertiary education organisation in the following year.

|     | Median:                                 | 85%        |
|-----|---|------------|
| 121 | Turanga Ararau                          | 82%        |
| 122 | <b>NZ College of Massage</b>            | <b>82%</b> |
| 123 | Aromaflex Academy                       | 82%        |
| 124 | ACG Yoobee School of Design.            | 82%        |
| 125 | Auckland Hotel & Chefs Training School  | 82%        |
| 126 | The National School of Aesthetics       | 81%        |
| 127 | Target Education                        | 81%        |
| 128 | Advance Training Centres                | 81%        |
| 129 | Skills 4 Work Incorporated              | 81%        |
| 130 | Corporate Academy Group                 | 81%        |
| 131 | NZ Graduate School of Education Limited | 81%        |
| 132 | Taratahi Agricultural Training Centre   | 81%        |
| 133 | Solomon Group                           | 81%        |
| 134 | Ministry Training College Of Nz         | 81%        |
| 135 | Nelson Technical Institute Ltd          | 81%        |
| 136 | Agriculture New Zealand                 | 81%        |
| 137 | Design and Arts College of NZ Ltd       | 81%        |
| 138 | NZ College of Early Childhood Education | 80%        |
| 139 | Waikato Institute of Education          | 80%        |
| 140 | Adventure Education                     | 80%        |
| 141 | Naturopathic College of New Zealand     | 80%        |
| 142 | New Zealand School of Education Limited | 80%        |
| 143 | Te Roopu A Iwi o Te Arawa               | 80%        |
| 144 | Polyethnic Institute of Studies         | 80%        |

|     | Median:                                  | 80% |
|-----|--|-----|
| 121 | Techorium NZ Institute of IT Ltd         | 73% |
| 122 | Literacy Aotearoa                        | 73% |
| 123 | Te Roopu A Iwi o Te Arawa                | 73% |
| 124 | Taratahi Agricultural Training Centre    | 72% |
| 125 | Construction Trade Training Unit         | 72% |
| 126 | Workforce Development Limited            | 71% |
| 127 | Fairview Educational Services Limited    | 71% |
| 128 | Premier Hairdressing Academy             | 71% |
| 129 | Lotus Holistic Centre                    | 71% |
| 130 | Solomon Group                            | 71% |
| 131 | Tectra Limited                           | 70% |
| 132 | The Sir Edmund Hillary Outdoor Pursuits  | 70% |
| 133 | Evolution School of Holistic Therapies   | 70% |
| 134 | Netcor Campus (NZ Education & Tourism)   | 70% |
| 135 | Onsite Education                         | 70% |
| 136 | The Hairdressing Academy & Col of Beauty | 69% |
| 137 | Design and Arts College of NZ Ltd        | 68% |
| 138 | Elite Int School Of Beauty Therapy       | 68% |
| 139 | New Zealand School of Education Limited  | 68% |
| 140 | Hair to Train                            | 67% |
| 141 | CPS Training                             | 67% |
| 142 | Ardmore Flying School                    | 66% |
| 143 | Whitireia New Zealand Limited            | 65% |
| 144 | Safety N Action Limited                  | 65% |

|     | Median:                               | 23% |
|-----|---------------------------------------|-----|
| 121 | Taruna College                        | 5%  |
| 122 | Blueprint for Learning                | 5%  |
| 123 | Target Education                      | 5%  |
| 124 | Premier Hairdressing Academy          | 5%  |
| 125 | Safety 'n Action Limited              | 5%  |
| 126 | Mr Barber Training Centre             | 5%  |
| 127 | Wellcare Education Limited            | 4%  |
| 128 | AMS Group Training                    | 4%  |
| 129 | International College of Camille      | 3%  |
| 130 | Construction Trade Training Unit      | 3%  |
| 131 | G & H Training                        | 2%  |
| 132 | Alpha Training Centre                 | 0%  |
| 132 | Ellipse Institute                     | 0%  |
| 132 | Fairview Educational Services Limited | 0%  |
| 132 | Framework Solutions Limited           | 0%  |
| 132 | HLC                                   | 0%  |
| 132 | New Zealand Tertiary College Limited  | 0%  |
| 132 | Pacific Training Institute (PTI)      | 0%  |
| 132 | Plant & Food Research                 | 0%  |
| 132 | Success Maker Education Centre        | 0%  |

|     | Median:                                  | 77%        |
|-----|--|------------|
| 121 | Premier Hairdressing Academy             | 73%        |
| 122 | Quantum Education Group ES Ltd           | 73%        |
| 123 | Design and Arts College of NZ Ltd        | 73%        |
| 124 | Aronui Technical Training Centre         | 73%        |
| 125 | <b>NZ College of Massage</b>             | <b>72%</b> |
| 126 | Elliott Hairdressing Training Centre Ltd | 72%        |
| 127 | Avonmore Tertiary Institute              | 72%        |
| 128 | Agriculture New Zealand                  | 72%        |
| 129 | G & H Training                           | 71%        |
| 129 | Onsite Education                         | 71%        |
| 129 | Sue's Computer Training Company          | 71%        |
| 132 | Carey Baptist College                    | 71%        |
| 133 | Training For You Limited                 | 71%        |
| 134 | Patrick's School of Hairdressing Limited | 71%        |
| 134 | Vet Nurse plus Limited                   | 71%        |
| 136 | New Zealand Welding School               | 71%        |
| 137 | Waikato Institute for Leisure and Sport  | 71%        |
| 138 | Samala Robinson Academy Ltd              | 71%        |
| 139 | Raffles College of Design and Commerce   | 71%        |
| 140 | G & H Training                           | 71%        |
| 141 | Whitireia New Zealand Limited            | 70%        |
| 142 | SAE Institute                            | 69%        |
| 143 | The Learning Connexion Limited           | 68%        |
| 144 | Advanced Training Academy Limited        | 68%        |

Disclaimer: The results in this report are generated from data submitted by Tertiary Education Organisations. While efforts have been made to verify the information, the Tertiary Education Commission does not attest to the accuracy or completeness of the results.





## NZ College of Massage

Organisation Type: Private Training Establishment  
Year: 2013 Fund: Student Achievement Component

**Successful Completion of Courses**

This measure shows the proportion of courses in a given year that are successfully completed.

Median: 85%

|     |  |     |
|-----|--|-----|
| 145 | Elite Int School Of Beauty Therapy       | 80% |
| 146 | New Zealand Welding School               | 80% |
| 147 | Onsite Education                         | 79% |
| 148 | The Hairdressing Academy & Col of Beauty | 79% |
| 149 | ATC New Zealand                          | 79% |
| 150 | East Auckland Performing Arts Limited    | 78% |
| 151 | SAE Institute                            | 78% |
| 152 | Aronui Technical Training Centre         | 78% |
| 153 | Lotus Holistic Centre                    | 78% |
| 154 | Samala Robinson Academy Ltd              | 78% |
| 155 | Lifeway College                          | 77% |
| 156 | G & H Training                           | 77% |
| 157 | Training For You Limited                 | 77% |
| 158 | National College of Security Personnel   | 75% |
| 159 | Anamata PTE - Whakatane                  | 75% |
| 160 | ITTI                                     | 75% |
| 161 | Netcor Campus (NZ Education & Tourism)   | 75% |
| 162 | Hair to Train                            | 74% |
| 163 | Avonmore Tertiary Institute              | 73% |
| 164 | Workforce Development Limited            | 73% |
| 165 | DAS International Academy                | 73% |
| 166 | Gestalt Institute of NZ                  | 72% |
| 167 | Alphacrucis International College        | 72% |
| 168 | Vet Nurse plus Limited                   | 71% |

**Completion of Qualifications**

This measure shows the proportion of students in a given year who complete a qualification.

Median: 80%

|     |  |     |
|-----|--|-----|
| 145 | DAS International Academy                | 65% |
| 146 | Gestalt Institute of NZ                  | 65% |
| 147 | SENZ Training and Employment Centre      | 65% |
| 148 | International Pacific College NZ         | 65% |
| 149 | Vet Nurse plus Limited                   | 65% |
| 150 | Crown Institute of Studies               | 64% |
| 151 | VETEL                                    | 64% |
| 152 | Action Adventure                         | 62% |
| 153 | Samala Robinson Academy Ltd              | 61% |
| 154 | Wellcare Education Limited               | 61% |
| 155 | Alphacrucis International College        | 59% |
| 156 | The Professional Bar & Restaurant School | 58% |
| 157 | Nelson Technical Institute Ltd           | 58% |
| 158 | East Auckland Performing Arts Limited    | 58% |
| 159 | BEST Pacific Institute of Education Ltd  | 57% |
| 160 | Te Kohanga Reo National Trust Board      | 57% |
| 161 | Te Kura Motuhake o Te Ataarangi Inc      | 57% |
| 162 | Pacific Training Institute (PTI)         | 56% |
| 163 | National College of Security Personnel   | 55% |
| 164 | Royal Business College Limited           | 55% |
| 165 | Target Education                         | 54% |
| 166 | Future Skills Academy Limited            | 54% |
| 167 | Elliott Hairdressing Training Centre Ltd | 52% |
| 168 | Lifeway College                          | 52% |

**Student Progression to Higher Level Study**

This measure shows the proportion of students in a given year who progress to study at a higher level after completing a qualification at levels 1 - 4.

Median: 23%

|     |  |     |
|-----|--|-----|
| 145 | New Zealand School of Education Limited  | 66% |
| 146 | Crown Institute of Studies               | 66% |
| 147 | Taratahi Agricultural Training Centre    | 66% |
| 148 | Fairview Educational Services Limited    | 65% |
| 149 | The Hairdressing Academy & Col of Beauty | 65% |
| 150 | DAS International Academy                | 65% |
| 151 | Maata Waka Enterprises                   | 65% |
| 152 | Waikato Institute of Education           | 64% |
| 153 | The Film School                          | 64% |
| 154 | Workforce Development Limited            | 63% |
| 155 | Adventure Education                      | 62% |
| 156 | Te Kohanga Reo National Trust Board      | 62% |
| 157 | NZ College of Early Childhood Education  | 62% |
| 158 | Aromaflex Academy                        | 60% |
| 159 | East Auckland Performing Arts Limited    | 60% |
| 159 | Te Ata Hou Trust                         | 60% |
| 161 | Elite Int School Of Beauty Therapy       | 59% |
| 162 | Queens Academic Group Limited            | 59% |
| 163 | Te Wananga Whare Tapere O Takitimu       | 59% |
| 164 | Te Kura Motuhake o Te Ataarangi Inc      | 58% |
| 165 | EastBay Rural Education Activities Inc.  | 58% |
| 166 | National College of Security Personnel   | 58% |
| 167 | ICL Business School                      | 57% |
| 168 | The Professional Bar & Restaurant School | 57% |

**Students Retained in Study**

This measure shows the proportion of students in a given year that complete a qualification or re-enrol at the same tertiary education organisation in the following year.

Median: 77%

|     |  |     |
|-----|--|-----|
| 145 | New Zealand School of Education Limited  | 66% |
| 146 | Crown Institute of Studies               | 66% |
| 147 | Taratahi Agricultural Training Centre    | 66% |
| 148 | Fairview Educational Services Limited    | 65% |
| 149 | The Hairdressing Academy & Col of Beauty | 65% |
| 150 | DAS International Academy                | 65% |
| 151 | Maata Waka Enterprises                   | 65% |
| 152 | Waikato Institute of Education           | 64% |
| 153 | The Film School                          | 64% |
| 154 | Workforce Development Limited            | 63% |
| 155 | Adventure Education                      | 62% |
| 156 | Te Kohanga Reo National Trust Board      | 62% |
| 157 | NZ College of Early Childhood Education  | 62% |
| 158 | Aromaflex Academy                        | 60% |
| 159 | East Auckland Performing Arts Limited    | 60% |
| 159 | Te Ata Hou Trust                         | 60% |
| 161 | Elite Int School Of Beauty Therapy       | 59% |
| 162 | Queens Academic Group Limited            | 59% |
| 163 | Te Wananga Whare Tapere O Takitimu       | 59% |
| 164 | Te Kura Motuhake o Te Ataarangi Inc      | 58% |
| 165 | EastBay Rural Education Activities Inc.  | 58% |
| 166 | National College of Security Personnel   | 58% |
| 167 | ICL Business School                      | 57% |
| 168 | The Professional Bar & Restaurant School | 57% |

Disclaimer: The results in this report are generated from data submitted by Tertiary Education Organisations. While efforts have been made to verify the information, the Tertiary Education Commission does not attest to the accuracy or completeness of the results.



## NZ College of Massage

Organisation Type: Private Training Establishment  
Year: 2013 Fund: Student Achievement Component

**Successful Completion of Courses**

This measure shows the proportion of courses in a given year that are successfully completed.

Median: 85%

|     |  |     |
|-----|--|-----|
| 169 | Community Colleges New Zealand Ltd       | 71% |
| 170 | Premier Hairdressing Academy             | 71% |
| 171 | Agribusiness Training Limited            | 70% |
| 172 | Te Kohanga Reo National Trust Board      | 70% |
| 173 | BEST Pacific Institute of Education Ltd  | 70% |
| 174 | Waikato Aero Club (Inc)                  | 69% |
| 175 | The Professional Bar & Restaurant School | 68% |
| 176 | EastBay Rural Education Activities Inc.  | 68% |
| 177 | Future Skills Academy Limited            | 67% |
| 178 | Construction Trade Training Unit         | 67% |
| 179 | Wellcare Education Limited               | 67% |
| 180 | Success Maker Education Centre           | 67% |
| 181 | Whitireia New Zealand Limited            | 66% |
| 182 | SENZ Training and Employment Centre      | 66% |
| 183 | Trade Education Limited                  | 65% |
| 184 | Mara Marketing Limited                   | 65% |
| 185 | VETEL                                    | 64% |
| 186 | ICL Business School                      | 62% |
| 187 | Te Wananga Whare Tapere O Takitimu       | 61% |
| 188 | Elliott Hairdressing Training Centre Ltd | 52% |
| 189 | Pacific Training Institute (PTI)         | 51% |
| 190 | KAAT Trust                               | 50% |
| 191 | Alphacrucis Limited                      | 43% |
| 192 | The Film School                          | 42% |

**Completion of Qualifications**

This measure shows the proportion of students in a given year who complete a qualification.

Median: 80%

|     |  |     |
|-----|--|-----|
| 169 | Naturopathic College of New Zealand      | 51% |
| 170 | Queens Academic Group Limited            | 49% |
| 171 | Aperfield Montessori Trust               | 49% |
| 172 | Trade Education Limited                  | 46% |
| 173 | Southern Wings Limited                   | 42% |
| 174 | HLC                                      | 40% |
| 175 | Bay of Plenty College of Homeopathy Ltd  | 40% |
| 176 | Media Design School Limited              | 39% |
| 177 | Maata Waka Enterprises                   | 39% |
| 178 | Success Maker Education Centre           | 39% |
| 179 | ITTI                                     | 38% |
| 180 | Mara Marketing Limited                   | 37% |
| 181 | Aromaflex Academy                        | 31% |
| 182 | New Zealand College of Chinese Medicine  | 26% |
| 183 | International Aviation Academy of NZ Ltd | 23% |
| 184 | National Council of YMCAs of New Zealand | 23% |
| 185 | Queenstown Resort College                | 17% |
| 186 | Te Wananga Whare Tapere O Takitimu       | 15% |
| 187 | Travel Careers & Training Limited        | 4%  |
| 188 | Laidlaw College Incorporated             | 3%  |
| 189 | New Zealand Playcentre Federation Inc    | 2%  |
| 190 | Airways Training Centre                  |     |
| 190 | AMES Training and Resource Centre Ltd    |     |
| 190 | Computer Power (NZ) Ltd (Spherion)       |     |

**Student Progression to Higher Level Study**

This measure shows the proportion of students in a given year who progress to study at a higher level after completing a qualification at levels 1 - 4.

Median: 23%

**Students Retained in Study**

This measure shows the proportion of students in a given year that complete a qualification or re-enrol at the same tertiary education organisation in the following year.

Median: 77%

|     |   |     |
|-----|---|-----|
| 169 | Catholic Institute of Aotearoa NZ       | 56% |
| 170 | Alphacrucis International College       | 56% |
| 171 | Aperfield Montessori Trust              | 53% |
| 172 | Agribusiness Training Limited           | 52% |
| 173 | Ardmore Flying School                   | 52% |
| 174 | Lotus Holistic Centre                   | 51% |
| 175 | Airways Training Centre                 | 50% |
| 176 | Nelson Technical Institute Ltd          | 49% |
| 177 | BEST Pacific Institute of Education Ltd | 48% |
| 178 | Community Colleges New Zealand Ltd      | 47% |
| 179 | English Teaching College                | 47% |
| 180 | Alphacrucis Limited                     | 43% |
| 181 | Mara Marketing Limited                  | 43% |
| 182 | North Shore Language School             | 43% |
| 183 | Pacific Training Institute (PTI)        | 42% |
| 184 | The NZ School of Travel & Tourism       | 40% |
| 185 | Naturopathic College of New Zealand     | 39% |
| 186 | Advance Training Centres                | 39% |
| 187 | Stotts Correspondence Education Ltd     | 37% |
| 188 | Literacy Aotearoa                       | 36% |
| 189 | Success Maker Education Centre          | 35% |
| 190 | Metro Training Services (MTS)           | 32% |
| 191 | PEI                                     | 29% |
| 192 | EnterpriseMIT                           | 20% |

Disclaimer: The results in this report are generated from data submitted by Tertiary Education Organisations. While efforts have been made to verify the information, the Tertiary Education Commission does not attest to the accuracy or completeness of the results.



## NZ College of Massage

Organisation Type: Private Training Establishment  
Year: 2013 Fund: Student Achievement Component

**Successful Completion of Courses**

This measure shows the proportion of courses in a given year that are successfully completed.

Median: 85%

|     |  |     |
|-----|--|-----|
| 193 | National Council of YMCAs of New Zealand | 35% |
| 194 | AMES Training and Resource Centre Ltd    | 33% |
| 195 | Metro Training Services (MTS)            | 32% |
| 196 | The NZ School of Travel & Tourism        | 27% |
| 197 | Ecumenical Board of Theological Studies  | 25% |
| 198 | Travel Careers & Training Limited        | 4%  |
| 199 | Computer Power (NZ) Ltd (Spherion)       | 3%  |
| 200 | Ellipse Institute                        | 0%  |
| 200 | Mahurangi Technical Institute            | 0%  |
| 200 | Plant & Food Research                    | 0%  |
| 200 | Te Kotahitanga Training                  | 0%  |

**Completion of Qualifications**

This measure shows the proportion of students in a given year who complete a qualification.

Median: 80%

|     |   |  |
|-----|---|--|
| 190 | CTC Aviation Training (NZ) Limited      |  |
| 190 | Ecumenical Board of Theological Studies |  |
| 190 | Ellipse Institute                       |  |
| 190 | Helicopter Flight Training Limited      |  |
| 190 | Mahurangi Technical Institute           |  |
| 190 | Metro Training Services (MTS)           |  |
| 190 | New Zealand Inst of Fashion Tech Ltd    |  |
| 190 | Plant & Food Research                   |  |
| 190 | Te Kotahitanga Training                 |  |
| 190 | The Film School                         |  |
| 190 | The NZ School of Travel & Tourism       |  |

**Student Progression to Higher Level Study**

This measure shows the proportion of students in a given year who progress to study at a higher level after completing a qualification at levels 1 - 4.

Median: 23%

**Students Retained in Study**

This measure shows the proportion of students in a given year that complete a qualification or re-enrol at the same tertiary education organisation in the following year.

Median: 77%

|     |   |     |
|-----|---|-----|
| 193 | New Zealand Playcentre Federation Inc   | 19% |
| 194 | Ellipse Institute                       | 19% |
| 195 | Framework Solutions Limited             | 17% |
| 196 | Computer Power (NZ) Ltd (Spherion)      | 9%  |
| 197 | Te Whare Wananga O Te Pihopatanga       | 5%  |
| 198 | Chubb Training Solutions                | 0%  |
| 198 | Ecumenical Board of Theological Studies | 0%  |
| 198 | Plant & Food Research                   | 0%  |
| 198 | Taranaki Educare                        | 0%  |
| 198 | Waikato Aero Club (Inc)                 | 0%  |
| 198 | Workbase                                | 0%  |

Disclaimer: The results in this report are generated from data submitted by Tertiary Education Organisations. While efforts have been made to verify the information, the Tertiary Education Commission does not attest to the accuracy or completeness of the results.