



The School sector

Year: 2014

Fund: Youth Guarantee



Successful Completion of Courses

| | |
|---------|-----|
| Level 1 | 33% |
| Level 2 | 83% |
| Level 3 | * % |

* Information is not available for this level group.

This measure shows the proportion of courses in a given year that are successfully completed.



Completion of Qualifications

| | |
|---------|-----|
| Level 1 | * % |
| Level 2 | * % |
| Level 3 | * % |

* Information is not available for this level group.

This measure shows the proportion of students in a given year who complete a qualification.



Student Progression to Higher Level Study

| | |
|---------|-----|
| Level 1 | * % |
| Level 2 | * % |
| Level 3 | * % |

* Information is not available for this level group.

This measure shows the proportion of students in a given year who progress to study at a higher level after completing a qualification at levels 1 - 4.



Students Retained in Study

| | |
|---------|-----|
| Level 1 | 46% |
| Level 2 | * % |
| Level 3 | * % |

* Information is not available for this level group.

This measure shows the proportion of students in a given year that complete a qualification or re-enrol at the same tertiary education organisation in the following year.

About the School sector

Government expectations of the School sector

Context

| | |
|--|----|
| Number of students in total: | 79 |
| Number of equivalent full-time student places: | 48 |

Student ethnicity*

| Student ethnicity* | | Level of study | |
|--------------------|-----|----------------|-----|
| European | 88% | Level 1 | 34% |
| Maori | 18% | Level 2 | 62% |
| Pacific | 0% | Level 3 | 4% |
| Asian | 1% | | |
| Other | 0% | | |

*Total may exceed 100% as some students identify with more than one ethnicity.

The Performance of Tertiary Education Organisations

www.tec.govt.nz



Tertiary Education Commission
Te Amorangi Mātauranga Matua

Tokomairiro High School YG

Organisation Type: **School**

Year: **2014** Fund: **Youth Guarantee**



Successful Completion of Courses

All Levels of Study

100%

Level 1 *
Level 2 *
Level 3 *

* Information is not available for this level group.



Completion of Qualifications

All Levels of Study

61%

Level 1 *
Level 2 *
Level 3 *

* Information is not available for this level group.



Student Progression to Higher Level Study

Level 1 - 4 Study

18%

Level 1 *
Level 2 *
Level 3 *

* Information is not available for this level group.



Students Retained in Study

All Levels of Study

100%

Level 1 *
Level 2 *
Level 3 *

* Information is not available for this level group.

This measure shows the proportion of courses in a given year that are successfully completed.

This measure shows the proportion of students in a given year who complete a qualification.

This measure shows the proportion of students in a given year who progress to study at a higher level after completing a qualification at levels 1 - 4.

This measure shows the proportion of students in a given year that complete a qualification or re-enrol at the same tertiary education organisation in the following year.

Context

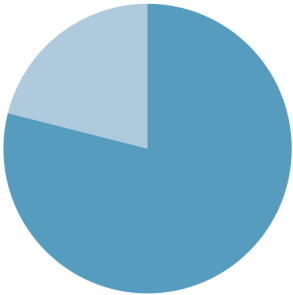
EFTS*: 13

Students: 21

Further information about student characteristics may be available on the organisation's website.


* Number of equivalent full time students.

Student Ethnicity*

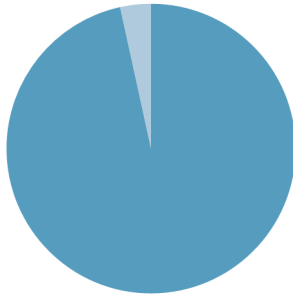


* Total may exceed 100% as some students identify with more than one ethnicity.

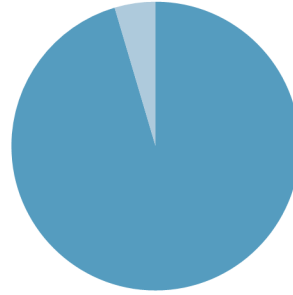
Level of Study



Student Age



Subject Area



Contacts

126 Union Street
Milton 9220
New Zealand
03417 7299

A Website is not available for this organisation.

Disclaimer: The results in this report are generated from data submitted by Tertiary Education Organisations. While efforts have been made to verify the information, the Tertiary Education Commission does not attest to the accuracy or completeness of the results.

Report Name: TEC-008016-2014-G001-Educational_Performance_Indicators-20150622_closed_YG.pdf

Report Version: 2

Asset ID: M0002v02

Page Title: Educational Performance & Contextual Information

Cutoff Type: Closed

Date Effective: 22 June, 2015

Date/Time Created: 17/07/2015 - 16:49



Tokomairiro High School YG

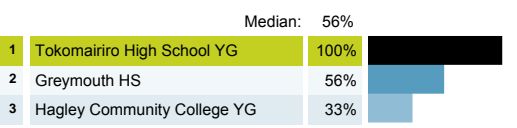
Organisation Type: **School**

Year: **2014**

Fund: **Youth Guarantee**

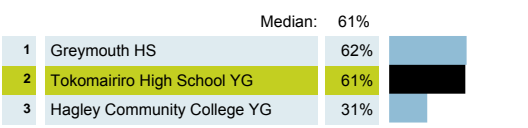
Successful Completion of Courses

This measure shows the proportion of courses in a given year that are successfully completed.



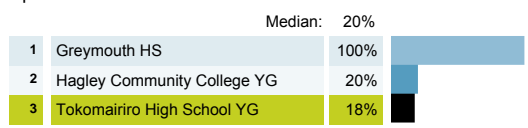
Completion of Qualifications

This measure shows the proportion of students in a given year who complete a qualification.



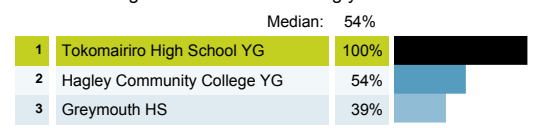
Student Progression to Higher Level Study

This measure shows the proportion of students in a given year who progress to study at a higher level after completing a qualification at levels 1 - 4.



Students Retained in Study

This measure shows the proportion of students in a given year that complete a qualification or re-enrol at the same tertiary education organisation in the following year.



Disclaimer: The results in this report are generated from data submitted by Tertiary Education Organisations. While efforts have been made to verify the information, the Tertiary Education Commission does not attest to the accuracy or completeness of the results.