



## The Private Training Establishment sector

Year: 2014

Fund: Youth Guarantee



### Successful Completion of Courses

Level 1	61%
Level 2	62%
Level 3	71%

\* Information is not available for this level group.

This measure shows the proportion of courses in a given year that are successfully completed.



### Completion of Qualifications

Level 1	54%
Level 2	56%
Level 3	65%

\* Information is not available for this level group.

This measure shows the proportion of students in a given year who complete a qualification.



### Student Progression to Higher Level Study

Level 1	50%
Level 2	33%
Level 3	32%

\* Information is not available for this level group.

This measure shows the proportion of students in a given year who progress to study at a higher level after completing a qualification at levels 1 - 4.



### Students Retained in Study

Level 1	48%
Level 2	54%
Level 3	* %

\* Information is not available for this level group.

This measure shows the proportion of students in a given year that complete a qualification or re-enrol at the same tertiary education organisation in the following year.

## About the Private Training Establishment sector Government expectations of the Private Training Establishment sector

In 2014 the TEC funded 244 Private Training Establishments (PTEs) through its Student Achievement Component fund and/or Youth Guarantee fund.

The size and characteristics of PTEs vary. Smaller specialised PTEs may offer a single qualification for fewer than 20 equivalent full-time students (EFTS). The largest PTEs may offer a range of qualifications to over a thousand EFTS. For these reasons comparing PTEs may be difficult.

The government expects PTEs to:

- Work with employers to ensure provision meets employment and industry needs
- Get at-risk young people into a career or further education
- Enable Maori and Pasifika learners to progress from foundation level education to higher levels of learning
- Improve adult literacy and numeracy

### Tertiary Education Strategy

The Tertiary Education Strategy (TES) sets high expectations for TEO performance and attaining better outcomes especially for skills for industry, Maori and Pasifika learners, at risk young people and for adult literacy and numeracy.

### Context

Number of students in total: 9,525

Number of equivalent full-time student places: 6,670

Student ethnicity*		Level of study	
European	44%	Level 1	32%
Maori	49%	Level 2	50%
Pacific	22%	Level 3	18%
Asian	2%		
Other	2%		

\*Total may exceed 100% as some students identify with more than one ethnicity.



## Dunedin Training Centre

Organisation Type: Private Training Establishment

Year: 2014 Fund: Youth Guarantee



### Successful Completion of Courses

All Levels of Study	Level 1	33%
	Level 2	23%
	Level 3	*

27%

\* Information is not available for this level group.



### Completion of Qualifications

All Levels of Study	Level 1	*
	Level 2	*
	Level 3	*

6%

\* Information is not available for this level group.



### Student Progression to Higher Level Study

Level 1 - 4 Study	Level 1	*
	Level 2	*
	Level 3	*

57%

\* Information is not available for this level group.



### Students Retained in Study

All Levels of Study	Level 1	*
	Level 2	31%
	Level 3	*

31%

\* Information is not available for this level group.

This measure shows the proportion of courses in a given year that are successfully completed.

This measure shows the proportion of students in a given year who complete a qualification.

This measure shows the proportion of students in a given year who progress to study at a higher level after completing a qualification at levels 1 - 4.

This measure shows the proportion of students in a given year that complete a qualification or re-enrol at the same tertiary education organisation in the following year.

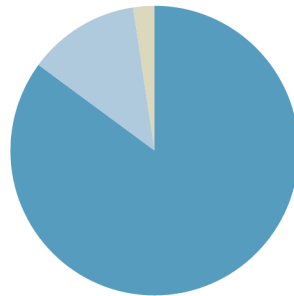
### Context

EFTS\*: 52  
Students: 67

Further information about student characteristics may be available on the organisation's website.

\* Number of equivalent full time students.

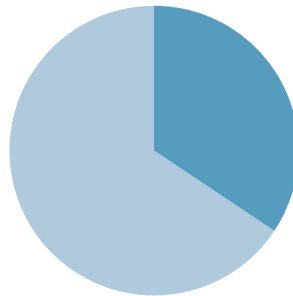
### Student Ethnicity\*



European	89%
Maori	13%
Pacific	2%
Asian	0%
Other	0%

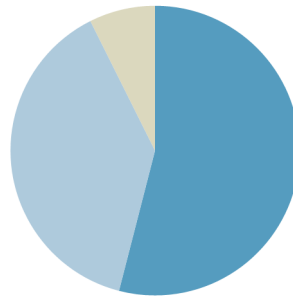
\* Total may exceed 100% as some students identify with more than one ethnicity.

### Level of Study



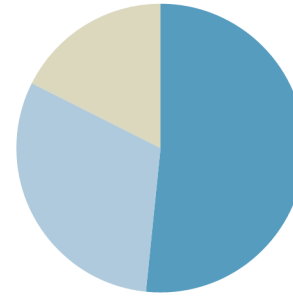
Level 1	34%
Level 2	66%
Level 3	0%

### Student Age



17 Years and Under	54%
18 - 19	39%
20 - 24	7%
25 - 39	0%
40 Years and Over	0%

### Subject Area



Engineering	51%
Mixed Field Programmes	31%
Architecture & Building	18%
Natural & Physical Sciences	0%
Other	0%

### Contacts

PO Box 665  
Dunedin 9054  
New Zealand  
03 455 2727

<http://www.dunedintrainingcentre.co.nz>



## Dunedin Training Centre

Organisation Type: **Private Training Establishment**

Year: **2014**

Fund: **Youth Guarantee**

**Successful Completion of Courses**

This measure shows the proportion of courses in a given year that are successfully completed.

Median: 61%

1	U Turn Community Training Services	100%
2	Responsive Trade Education Limited	96%
3	Service Skills Centre	95%
4	Nelson Technical Institute Ltd	93%
5	Sir George Seymour College	91%
6	New Zealand Welding School	91%
7	Lakeland Learning Company Limited	89%
8	Martin-Hautus	89%
9	Ag Challenge Limited	87%
10	New Zealand Management Academies	85%
11	Westport Deep Sea Fishing School	85%
12	SPI Institute Limited	84%
13	Advance Training Centres	83%
14	Strive Community Trust Training	82%
15	Bay Agricultural Training Limited	81%
16	New Zealand Institute of Sport	81%
17	Sobieski Consultants (Training Division)	81%
18	Servilles Academy Limited	81%
19	Taranaki Educare	80%
20	Capital Training	79%
21	Kokiri Marae Keriana Olsen Trust	78%
22	The College of Future Learning NZ Ltd	76%
23	Community Colleges New Zealand Ltd	76%
24	Waikato School of Hairdressing Limited	75%

**Completion of Qualifications**

This measure shows the proportion of students in a given year who complete a qualification.

Median: 58%

1	Capital Training	100%
1	Service Skills Centre	100%
3	Strive Community Trust Training	98%
4	The College of Future Learning NZ Ltd	96%
5	Sir George Seymour College	92%
6	Nelson Training Centre	91%
7	New Zealand Management Academies	91%
8	Waikato School of Hairdressing Limited	90%
9	People Potential Limited	86%
10	New Zealand Welding School	85%
11	Training For You Limited	85%
13	Career NetWork Ltd	82%
14	The Hairdressing College	82%
15	Lakeland Learning Company Limited	81%
16	New Zealand Institute of Sport	81%
17	Maniapoto Training Agency	80%
18	Advance Training Centres	80%
19	Ag Challenge Limited	79%
20	Education Action Limited	79%
21	U Turn Community Training Services	75%
22	Premier Hairdressing Academy	74%
23	Nelson Technical Institute Ltd	72%
24	Martin-Hautus	71%
25	Employ NZ	71%

**Student Progression to Higher Level Study**

This measure shows the proportion of students in a given year who progress to study at a higher level after completing a qualification at levels 1 - 4.

Median: 37%

1	Palmerston North School of Design Ltd	100%
1	Tautoko Work Trust	100%
1	Whakato Te Matauranga	100%
4	Hair to Train	88%
5	Advanced Training Academy Limited	79%
5	Auckland Hotel & Chefs Training School	79%
7	Workforce Development Limited	77%
8	New Zealand Management Academies	72%
9	Lakeland Learning Company Limited	69%
10	The Hairdressing College	69%
11	Sir George Seymour College	69%
12	Regent Training Centre Limited	67%
13	ACTS Institute of New Zealand	67%
13	KAAT Trust	67%
15	Auckland City Training School	63%
16	FEATS Ltd	62%
17	Martin-Hautus	60%
17	Morrinsville Training Centre Ltd	60%
17	MSL Training Ltd	60%
17	Te Rapunga o Poutama	60%
17	The Cut Above Academy Limited	60%
17	The Methodist Mission	60%
23	New Zealand Institute of Sport	60%
24	Kershaw Training Enterprises	58%

**Students Retained in Study**

This measure shows the proportion of students in a given year that complete a qualification or re-enrol at the same tertiary education organisation in the following year.

Median: 54%

1	Sobieski Consultants (Training Division)	97%
2	National Trade Academy Ltd	96%
3	Bay Agricultural Training Limited	90%
4	The Hairdressing College	89%
5	Palmerston North School of Design Ltd	89%
6	Maniapoto Training Agency	89%
7	Nelson Training Centre	88%
8	Nelson Technical Institute Ltd	87%
9	Sir George Seymour College	86%
10	Servilles Academy Limited	82%
11	Fairview Educational Services Limited	81%
12	Lakeland Learning Company Limited	80%
13	U Turn Community Training Services	79%
14	Pacific Coast Technical Institute	78%
15	Corporate Academy Group	76%
16	The Cut Above Academy Limited	76%
17	New Zealand Institute of Sport	76%
18	MSL Training Ltd	75%
18	Premier Hairdressing Academy	75%
20	Land Based Training Limited	74%
21	Strive Community Trust Training	73%
22	Matapuna Training Centre	73%
23	Orongomai Marae Community Centre Trust	73%
24	Ag Challenge Limited	72%

Disclaimer: The results in this report are generated from data submitted by Tertiary Education Organisations. While efforts have been made to verify the information, the Tertiary Education Commission does not attest to the accuracy or completeness of the results.



## Dunedin Training Centre

Organisation Type: **Private Training Establishment**

Year: **2014**

Fund: **Youth Guarantee**

**Successful Completion of Courses**

This measure shows the proportion of courses in a given year that are successfully completed.

Median: 61%

25	The Cut Above Academy Limited	74%
26	Employ NZ	73%
27	Avon City Ford Training Services	73%
28	Horizon Education Limited	72%
29	New Zealand Equine Training Limited	72%
30	Palmerston North School of Design Ltd	72%
31	Hair to Train	72%
32	ACG Tertiary & Careers	72%
33	Training For You Limited	72%
34	Premier Hairdressing Academy	72%
35	People Potential Limited	71%
36	Auckland Hotel & Chefs Training School	71%
37	Turanga Ararau	70%
38	Te Kokiri Development Consultancy Inc	70%
39	Harrington\Vaughan Academy of Hairdress	70%
40	The Hairdressing College	70%
41	MSL Training Ltd	69%
42	Target Education	68%
43	HLC	68%
44	Avonmore Tertiary Institute	68%
45	Corporate Academy Group	68%
46	Education Action Limited	68%
47	Nelson Training Centre	67%
48	Trade and Commerce Centre	67%

**Completion of Qualifications**

This measure shows the proportion of students in a given year who complete a qualification.

Median: 58%

26	Auckland Hotel & Chefs Training School	71%
27	National Council of YMCAs of New Zealand	70%
28	Bay Agricultural Training Limited	69%
29	Servilles Academy Limited	69%
30	Responsive Trade Education Limited	69%
31	Horizon Education Limited	67%
32	FEATS Ltd	67%
33	Avon City Ford Training Services	67%
34	Community Colleges New Zealand Ltd	66%
35	Palmerston North School of Design Ltd	66%
36	Kokiri Marae Keriana Olsen Trust	65%
37	Avonmore Tertiary Institute	65%
38	Hair to Train	65%
39	Corporate Academy Group	64%
40	Taranaki Educare	64%
41	ACG Tertiary & Careers	63%
42	Land Based Training Limited	62%
43	Te Kokiri Development Consultancy Inc	62%
44	HLC	62%
45	Target Education	61%
46	Agriculture New Zealand	60%
47	SENZ Training and Employment Centre	59%
48	Front-Line Training Consultancy Limited	58%
49	MSL Training Ltd	58%

**Student Progression to Higher Level Study**

This measure shows the proportion of students in a given year who progress to study at a higher level after completing a qualification at levels 1 - 4.

Median: 37%

24	Quality Training Services	58%
26	Dunedin Training Centre	57%
26	Kapiti Skills Centre	57%
28	Strive Community Trust Training	53%
29	Avon City Ford Training Services	50%
29	G & H Training	50%
29	New Zealand Equine Training Limited	50%
29	Ngati Awa Tertiary Training Organisation	50%
29	Te Kaupapa Training Limited	50%
29	Te Kotahitanga Training	50%
35	Future Skills Academy Limited	49%
36	Education Action Limited	49%
37	Turanga Ararau	48%
38	Trade and Commerce Centre	44%
39	Target Education	44%
40	ACG Tertiary & Careers	43%
41	Horizon Education Limited	43%
42	People Potential Limited	43%
43	Skills Update Training Institute	43%
44	U Turn Community Training Services	42%
45	Training For You Limited	42%
46	Employ NZ	42%
47	Community Colleges New Zealand Ltd	41%
48	Bounce Back Training	40%

**Students Retained in Study**

This measure shows the proportion of students in a given year that complete a qualification or re-enrol at the same tertiary education organisation in the following year.

Median: 54%

24	The Methodist Mission	72%
26	School of Business Ltd	71%
27	Education Action Limited	71%
28	Advance Training Centres	70%
28	Bounce Back Training	70%
28	The College of Future Learning NZ Ltd	70%
31	ACG Tertiary & Careers	69%
32	Martin-Hautus	69%
33	People Potential Limited	68%
34	BEST Pacific Institute of Education Ltd	67%
35	Harrington\Vaughan Academy of Hairdress	67%
35	Metal Tech Education Ltd	67%
37	2 Meke Training Limited	66%
38	Horizon Education Limited	65%
38	Waikato School of Hairdressing Limited	65%
40	Morrinsville Training Centre Ltd	65%
41	Target Education	64%
42	Taranaki Educare	62%
43	ATC New Zealand	62%
44	Employ NZ	61%
45	Trade Education Limited	61%
46	New Zealand Management Academies	60%
47	Te Kotahitanga E Mahi Kaha Trust	60%
48	Te Kokiri Development Consultancy Inc	59%

Disclaimer: The results in this report are generated from data submitted by Tertiary Education Organisations. While efforts have been made to verify the information, the Tertiary Education Commission does not attest to the accuracy or completeness of the results.



## Dunedin Training Centre

Organisation Type: **Private Training Establishment**

Year: **2014**

Fund: **Youth Guarantee**

**Successful Completion of Courses**

This measure shows the proportion of courses in a given year that are successfully completed.

Median: 61%

49	Trade Education Limited	66%
50	BEST Pacific Institute of Education Ltd	66%
51	Land Based Training Limited	65%
52	Fairview Educational Services Limited	63%
53	Skills Update Training Institute	61%
54	Workforce Development Limited	61%
55	School of Business Ltd	61%
56	C Hayes Engineering Training Division	60%
57	Career NetWork Ltd	60%
58	Orongomai Marae Community Centre Trust	60%
59	FEATS Ltd	60%
60	Future Skills Academy Limited	59%
61	Kershaw Training Enterprises	59%
62	EnterpriseMIT	59%
63	ATC New Zealand	58%
64	ACTS Institute of New Zealand	58%
65	National Council of YMCAs of New Zealand	58%
66	National Trade Academy Ltd	57%
67	SENZ Training and Employment Centre	57%
68	Agriculture New Zealand	56%
69	Taratahi Agricultural Training Centre	54%
70	Pacific Coast Technical Institute	54%
71	Front-Line Training Consultancy Limited	54%
72	VisionWest Community Trust	54%

**Completion of Qualifications**

This measure shows the proportion of students in a given year who complete a qualification.

Median: 58%

50	The Cut Above Academy Limited	57%
51	Regent Training Centre Limited	54%
52	BEST Pacific Institute of Education Ltd	53%
53	Orongomai Marae Community Centre Trust	52%
54	Skills Update Training Institute	51%
55	Turanga Ararau	50%
56	Sobieski Consultants (Training Division)	49%
57	G & H Training	48%
58	Pacific Coast Technical Institute	48%
59	Harrington\Vaughan Academy of Hairdress	47%
60	Trade and Commerce Centre	47%
61	Kershaw Training Enterprises	46%
62	ACTS Institute of New Zealand	46%
63	Workforce Development Limited	46%
64	Future Skills Academy Limited	45%
65	Academy Group (NZ) Limited	44%
66	Fairview Educational Services Limited	44%
67	Matapuna Training Centre	44%
68	VisionWest Community Trust	43%
69	ATC New Zealand	42%
70	VETEL	41%
71	National Trade Academy Ltd	41%
72	Taratahi Agricultural Training Centre	40%
73	Te Kotahitanga E Mahi Kaha Trust	39%

**Student Progression to Higher Level Study**

This measure shows the proportion of students in a given year who progress to study at a higher level after completing a qualification at levels 1 - 4.

Median: 37%

48	Te Kotahitanga E Mahi Kaha Trust	40%
50	HLC	38%
51	Harrington\Vaughan Academy of Hairdress	38%
52	Academy Group (NZ) Limited	37%
53	SPI Institute Limited	37%
54	Ag Challenge Limited	36%
54	Responsive Trade Education Limited	36%
56	Capital Training	35%
57	SENZ Training and Employment Centre	34%
58	Avonmore Tertiary Institute	33%
58	Career NetWork Ltd	33%
58	Hawera Training Centre Trust	33%
58	Orongomai Marae Community Centre Trust	33%
62	Kokiri Marae Keriana Olsen Trust	32%
63	Trade Education Limited	31%
64	Waikato School of Hairdressing Limited	31%
65	ATC New Zealand	31%
66	Land Based Training Limited	30%
66	National Trade Academy Ltd	30%
68	Front-Line Training Consultancy Limited	29%
68	Gisborne Development Incorporated	29%
68	Sobieski Consultants (Training Division)	29%
68	Taratahi Agricultural Training Centre	29%
72	Corporate Academy Group	28%

**Students Retained in Study**

This measure shows the proportion of students in a given year that complete a qualification or re-enrol at the same tertiary education organisation in the following year.

Median: 54%

49	Skills Update Training Institute	59%
50	Auckland Hotel & Chefs Training School	58%
51	Trade and Commerce Centre	57%
52	Regent Training Centre Limited	57%
53	Agriculture New Zealand	56%
54	Kokiri Training Centre	56%
54	Workforce Development Limited	56%
56	Avonmore Tertiary Institute	55%
57	Turanga Ararau	55%
58	Responsive Trade Education Limited	55%
59	Community Colleges New Zealand Ltd	54%
60	Avon City Ford Training Services	53%
60	FEATS Ltd	53%
62	Hair to Train	53%
63	Capital Training	51%
64	HLC	50%
64	Kapiti Skills Centre	50%
66	Kokiri Marae Keriana Olsen Trust	49%
67	VETEL	48%
68	Training For You Limited	47%
69	Quality Training Services	47%
70	Auckland City Training School	47%
71	Taratahi Agricultural Training Centre	47%
72	New Zealand Equine Training Limited	44%

Disclaimer: The results in this report are generated from data submitted by Tertiary Education Organisations. While efforts have been made to verify the information, the Tertiary Education Commission does not attest to the accuracy or completeness of the results.

# The Performance of Tertiary Education Organisations

www.tec.govt.nz



Tertiary Education Commission  
Te Amorangi Mātauranga Matua

## Dunedin Training Centre

Organisation Type: Private Training Establishment

Year: 2014

Fund: Youth Guarantee

**Successful Completion of Courses**

This measure shows the proportion of courses in a given year that are successfully completed.

Median: 61%

73	G & H Training	51%
74	Academy Group (NZ) Limited	51%
75	Te Kotahitanga E Mahi Kaha Trust	51%
76	Regent Training Centre Limited	50%
77	Te Kaupapa Training Limited	49%
78	Maniapoto Training Agency	47%
79	VETEL	47%
80	The Methodist Mission	46%
81	Abel Tasman Educational Trust	46%
82	YWCA Christchurch Inc	46%
83	Whakato Te Matauranga	45%
84	Morrinsville Training Centre Ltd	44%
85	Quality Training Services	44%
86	Enrich+	44%
87	Mara Marketing Limited	43%
88	The Salvation Army Employment Plus	37%
89	Advanced Training Academy Limited	37%
90	Wai Ora Christian Community Trust	37%
91	2 Meke Training Limited	37%
92	Kokiri Training Centre	34%
93	Matapuna Training Centre	33%
94	Greymouth Life Learning Centre	33%
95	Te Arawa Lakes Trust	30%
96	Golden Bay Work Centre Trust	29%

**Completion of Qualifications**

This measure shows the proportion of students in a given year who complete a qualification.

Median: 58%

74	The Methodist Mission	38%
75	2 Meke Training Limited	38%
76	Morrinsville Training Centre Ltd	38%
77	Kokiri Training Centre	36%
78	YWCA Christchurch Inc	36%
79	Whakato Te Matauranga	31%
80	School of Business Ltd	30%
81	Greymouth Life Learning Centre	26%
82	Golden Bay Work Centre Trust	26%
83	C Hayes Engineering Training Division	25%
84	New Zealand Equine Training Limited	25%
85	The Salvation Army Employment Plus	24%
86	Enrich+	21%
87	Quality Training Services	21%
88	Wai Ora Christian Community Trust	20%
89	Maata Waka Enterprises	18%
90	Gisborne Development Incorporated	18%
91	EnterpriseMIT	14%
92	Bounce Back Training	10%
93	SPI Institute Limited	9%
94	Ngati Ruanui Tahua Iwi Authority Inc	9%
95	Advanced Training Academy Limited	8%
96	<b>Dunedin Training Centre</b>	<b>6%</b>
97	Abel Tasman Educational Trust	

**Student Progression to Higher Level Study**

This measure shows the proportion of students in a given year who progress to study at a higher level after completing a qualification at levels 1 - 4.

Median: 37%

73	Maniapoto Training Agency	28%
74	Nelson Technical Institute Ltd	27%
75	BEST Pacific Institute of Education Ltd	27%
76	Pacific Coast Technical Institute	23%
77	Taranaki Educare	21%
78	Fairview Educational Services Limited	20%
79	The Salvation Army Employment Plus	18%
80	National Council of YMCAs of New Zealand	18%
81	Service Skills Centre	17%
81	VETEL	17%
83	The College of Future Learning NZ Ltd	15%
84	Agriculture New Zealand	14%
85	2 Meke Training Limited	13%
85	Kokiri Training Centre	13%
85	Te Kokiri Development Consultancy Inc	13%
88	School of Business Ltd	12%
89	Advance Training Centres	12%
90	Nelson Training Centre	9%
91	Bay Agricultural Training Limited	0%
91	Business Management School Limited	0%
91	Computer Education Solutions Limited	0%
91	Greymouth Life Learning Centre	0%
91	Mara Marketing Limited	0%
91	Metal Tech Education Ltd	0%

**Students Retained in Study**

This measure shows the proportion of students in a given year that complete a qualification or re-enrol at the same tertiary education organisation in the following year.

Median: 54%

72	SENZ Training and Employment Centre	44%
72	Tautoko Work Trust	44%
75	Academy Group (NZ) Limited	44%
76	SPI Institute Limited	43%
77	National Council of YMCAs of New Zealand	42%
78	VisionWest Community Trust	42%
79	ACTS Institute of New Zealand	42%
80	Whakato Te Matauranga	41%
81	Golden Bay Work Centre Trust	40%
81	Hawera Training Centre Trust	40%
83	Future Skills Academy Limited	40%
84	Career NetWork Ltd	39%
85	G & H Training	39%
86	Service Skills Centre	37%
87	Gisborne Development Incorporated	37%
88	The Salvation Army Employment Plus	35%
89	Mara Marketing Limited	34%
90	Computer Education Solutions Limited	33%
90	Greymouth Life Learning Centre	33%
90	KAAT Trust	33%
90	Te Kotahitanga Training	33%
90	Te Rapunga o Poutama	33%
95	Kershaw Training Enterprises	33%
96	Advanced Training Academy Limited	32%

Disclaimer: The results in this report are generated from data submitted by Tertiary Education Organisations. While efforts have been made to verify the information, the Tertiary Education Commission does not attest to the accuracy or completeness of the results.



## Dunedin Training Centre

Organisation Type: **Private Training Establishment**

Year: **2014** Fund: **Youth Guarantee**

**Successful Completion of Courses**

This measure shows the proportion of courses in a given year that are successfully completed.

Median: 61%

97	Dunedin Training Centre	27%
98	Maata Waka Enterprises	26%
99	Gisborne Development Incorporated	25%
100	Ngati Awa Tertiary Training Organisation	24%
101	Tautoko Work Trust	23%
102	South Pacific Academy of Education	23%
103	Ngati Ruanui Tahua Iwi Authority Inc	19%
104	Metal Tech Education Ltd	19%
105	Te Kotahitanga Training	12%
106	Bounce Back Training	11%
107	Auckland City Training School	3%

**Completion of Qualifications**

This measure shows the proportion of students in a given year who complete a qualification.

Median: 58%

97	Auckland City Training School	
97	Mara Marketing Limited	
97	Metal Tech Education Ltd	
97	Ngati Awa Tertiary Training Organisation	
97	South Pacific Academy of Education	
97	Tautoko Work Trust	
97	Te Arawa Lakes Trust	
97	Te Kaupapa Training Limited	
97	Te Kotahitanga Training	
97	Trade Education Limited	
97	Westport Deep Sea Fishing School	

**Student Progression to Higher Level Study**

This measure shows the proportion of students in a given year who progress to study at a higher level after completing a qualification at levels 1 - 4.

Median: 37%

91	Ngati Ruanui Tahua Iwi Authority Inc	0%
91	Premier Hairdressing Academy	0%
91	Servilles Academy Limited	0%
91	VisionWest Community Trust	0%
91	Westport Deep Sea Fishing School	0%
91	YWCA Christchurch Inc	0%

**Students Retained in Study**

This measure shows the proportion of students in a given year that complete a qualification or re-enrol at the same tertiary education organisation in the following year.

Median: 54%

97	Dunedin Training Centre	31%
98	Front-Line Training Consultancy Limited	31%
99	Te Kaupapa Training Limited	30%
100	Abel Tasman Educational Trust	29%
101	Ngati Ruanui Tahua Iwi Authority Inc	27%
102	Te Arawa Lakes Trust	23%
103	Maata Waka Enterprises	22%
103	Westport Deep Sea Fishing School	22%
105	C Hayes Engineering Training Division	20%
105	Ngati Awa Tertiary Training Organisation	20%
107	YWCA Christchurch Inc	18%
108	South Pacific Academy of Education	17%
109	Wai Ora Christian Community Trust	14%
110	Business Management School Limited	11%
110	ITTI	11%
112	Enrich+	10%
113	EnterpriseMIT	7%
114	River City Training Academy (2006) Ltd	0%
114	Travel Careers & Training Limited	0%
114	Tupoho Whanau Trust	0%
114	Waitaki Training	0%

Disclaimer: The results in this report are generated from data submitted by Tertiary Education Organisations. While efforts have been made to verify the information, the Tertiary Education Commission does not attest to the accuracy or completeness of the results.