



## All Industry Training Organisations

Organisation Type: **Industry Training Organisation**

Year: **2014**

### Achievement of Credits



Levels 1 & 2	72%
Levels 3 & 4	78%
Levels 5 & above	74%

This measure shows the number of credits that were achieved by trainees in a given year, as a proportion of the credits trainees were expected to achieve in that year.

**76%**

All Levels of Study



### Completion of Programmes

Levels 1 & 2	77%
Levels 3 & 4	71%
Levels 5 & above	69%

This measure shows the nominal credit value of programmes that were completed in a given year as a proportion of the credits trainees were expected to achieve in that year.

**72%**

All Levels of Study

#### About Industry Training

In 2014, the TEC funded 13 Industry Training Organisations (ITOs) through the Industry Training Fund, covering industry training, Modern Apprenticeships and New Zealand Apprenticeships. Pharmacy ITO withdrew from the fund part-way through 2014 and EMQUAL withdrew at the end of 2014, resulting in 11 funded ITOs at the beginning of 2015.

ITOs do not provide training themselves, but act as brokers between employers and training providers. ITOs range in size from an ITO that covers a single industry to large ITOs that cover multiple industries. Many of the industries that ITOs represent have long established trades and apprenticeship models with an associated history and culture of regulated training, while other ITOs represent industries where the culture of training is still developing.

#### Government expectations of Industry Training

The Government expects ITOs to:

- enable people in work to complete nationally recognised qualifications;
- create clear pathways towards advanced trade qualifications at levels four and above; and
- build and maintain strong support from the industries they serve.

To give effect to these expectations, ITOs have two statutory functions which are to:

- set skill standards for their industry; and
- develop arrangements for the delivery of training

#### Tertiary Education Strategy

The Tertiary Education Strategy 2014-2019 sets out the Government's expectations and priorities for New Zealand's tertiary education system, ensuring that the skills people develop are well matched to labour market needs, as well as getting at-risk young people into a career, and boosting achievement of Māori and Pasifika learners.

#### Context

Number of Trainees:	129,794
Number of STMs*:	41,727

Trainee ethnicity+		Level of study**	
European	67%	Levels 1-2	32%
Māori	18%	Levels 3-4	64%
Pacific	7%	Levels 5 and above	4%
Other	13%		

\*Standard Training Measure - an STM is a unit of training, specifically the amount of training required to achieve 120 credits. STM figures are rounded to whole numbers.

+Total may not equal 100% as some trainees identify with more than one ethnicity.

\*\* Percentage figures are rounded to whole numbers, and may not equal 100%



## Skills Active Aotearoa

Organisation Type: **Industry Training Organisation**

Year: **2014**



### Achievement of Credits

Levels 1 & 2	68%
Levels 3 & 4	82%
Levels 5 & above	103%

This measure shows the number of credits that were achieved by trainees in a given year, as a proportion of the credits trainees were expected to achieve in that year.

**80%**

All Levels of Study



### Completion of Programmes

Levels 1 & 2	70%
Levels 3 & 4	75%
Levels 5 & above	89%

This measure shows the nominal credit value of programmes that were completed in a given year as a proportion of the credits trainees were expected to achieve in that year.

**74%**

All Levels of Study

### Context

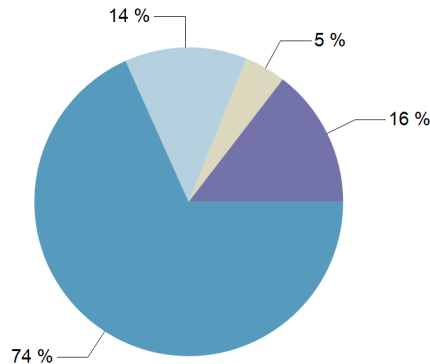
Trainees: 4,860  
STMs\*: 1,539

Further information about trainee characteristics may be available on the organisation's website.

\* Standard Training Measure - an STM is a unit of training, specifically the amount of training required to achieve 120 credits. STM figures are rounded to whole numbers.

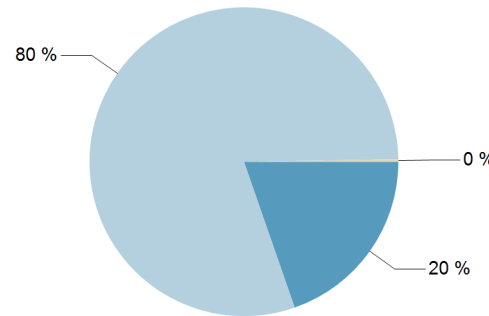
\*\* Percentage figures are rounded to whole numbers, and may not equal 100%

### Trainee Ethnicity\*\*



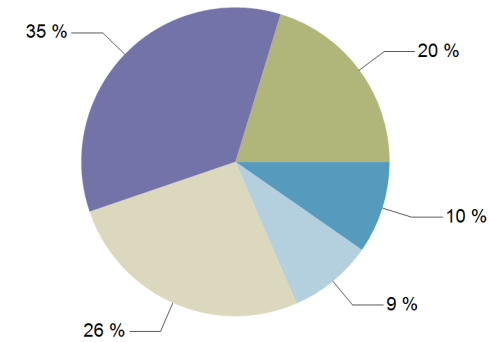
European  
Maori  
Pacific  
Other

### Level of Study\*\*



Levels 1 & 2  
Levels 3 & 4  
Levels 5 & above

### Trainee Age\*\*



18 - 19  
17 Years and Under  
20 - 24  
25 - 39  
40 Years and Over

### Provider Contact Details

PO Box 2183  
WELLINGTON  
6140  
0508 475 4557



## Comparative Educational Performance

Organisation Type: **Industry Training Organisation**

Year: **2014**

### Achievement of Credits



This measure shows the number of credits that were achieved by trainees in a given year, as a proportion of the credits trainees were expected to achieve in that year.

Median: 76%

1 BCITO	100%	<div style="width: 100%;"></div>	7 Primary ITO	73%	<div style="width: 73%;"></div>
2 HITO	95%	<div style="width: 95%;"></div>	8 MITO	72%	<div style="width: 72%;"></div>
3 NZ Marine	88%	<div style="width: 88%;"></div>	9 Competenz Industry Training	71%	<div style="width: 71%;"></div>
4 Skills Active Aotearoa	80%	<div style="width: 80%;"></div>	10 Careerforce	68%	<div style="width: 68%;"></div>
5 Connexis	80%	<div style="width: 80%;"></div>	11 ServiceIQ	60%	<div style="width: 60%;"></div>
6 The Skills Organisation	76%	<div style="width: 76%;"></div>			

### Completion of Programmes



This measure shows the nominal credit value of programmes that were completed in a given year as a proportion of the credits trainees were expected to achieve in that year.

Median: 74%

1 HITO	100%	<div style="width: 100%;"></div>	7 Competenz Industry Training	67%	<div style="width: 67%;"></div>
2 NZ Marine	85%	<div style="width: 85%;"></div>	8 Connexis	65%	<div style="width: 65%;"></div>
3 The Skills Organisation	81%	<div style="width: 81%;"></div>	9 Careerforce	64%	<div style="width: 64%;"></div>
4 Primary ITO	78%	<div style="width: 78%;"></div>	10 MITO	63%	<div style="width: 63%;"></div>
5 BCITO	75%	<div style="width: 75%;"></div>	11 ServiceIQ	51%	<div style="width: 51%;"></div>
6 Skills Active Aotearoa	74%	<div style="width: 74%;"></div>			

Both EMQUAL and Pharmacy ITO are no longer involved in industry training, and their results are not included in the table median. However, their performance is included in the overall sector results.

EMQUAL	85%	<div style="width: 85%;"></div>
Pharmacy ITO	100%	<div style="width: 100%;"></div>

EMQUAL	100%	<div style="width: 100%;"></div>
Pharmacy ITO	100%	<div style="width: 100%;"></div>

#### How to read the graphs:

00	Lorem ipsum	00%	<div style="width: 0%;"></div>
▲	▲	▲	▲
Rank	Organisation	Percentage	Performance