



The University sector

Year: 2014

Fund: Student Achievement Component



Successful Completion of Courses

Level 1-2	76%
Level 3-4	73%
Level 5-6	77%
Level 7-8	86%

This measure shows the proportion of courses in a given year that are successfully completed.



Completion of Qualifications

Level 1-2	65%
Level 3-4	57%
Level 5-6	72%
Level 7-8	80%
Level 9-10	93%

This measure shows the proportion of students in a given year who complete a qualification.



Student Progression to Higher Level Study

Level 1	* %
Level 2	22%
Level 3	32%
Level 4	82%

This measure shows the proportion of students in a given year who progress to study at a higher level after completing a qualification at levels 1 - 4.



Students Retained in Study

Level 1-2	52%
Level 3-4	53%
Level 5-6	62%
Level 7-8	85%
Level 9-10	89%

This measure shows the proportion of students in a given year that complete a qualification or re-enrol at the same tertiary education organisation in the following year.

About the University sector

In 2014 the TEC allocated Student Achievement component funding to all eight universities, which funded a range of approximately 2,300 to 29,000 equivalent full-time students.

The nature of enrolments at a specific university will influence its performance. For example, part-time and extra-mural students often have work or family commitments and cannot devote as much time and energy to their studies. They may also have different study goals. For example, Massey University has a large extra-mural roll.

Government expectations of the University sector

The government expects universities to:

- Enable a wide range of students to successfully complete degree and postgraduate qualification
- Undertake internationally recognised research
- Create and share new knowledge that contributes to New Zealand's economic and social development and environmental management.

Universities are expected to do more than teaching and learning; they also have an important research role. However, the performance information presented here does not include information about research.

Context

Number of students in total: 150,712

Number of equivalent full-time student places: 115,769

Student ethnicity*		Level of study	
European	68%	Level 1-2	0%
Maori	10%	Level 3-4	2%
Pacific	7%	Level 5-6	2%
Asian	21%	Level 7-8	86%
Other	6%	Level 9-10	11%

*Total may exceed 100% as some students identify with more than one ethnicity.

The Performance of Tertiary Education Organisations

www.tec.govt.nz



Tertiary Education Commission
Te Amorangi Mātauranga Matua

Lincoln University

Organisation Type: **University**

Year: **2014**

Fund: **Student Achievement Component**

Successful Completion of Courses

All Levels of Study

85%

Level 1-2	76%
Level 3-4	77%
Level 5-6	77%
Level 7-8	90%
Level 9-10	*

* Information is not available for this level group.

Completion of Qualifications

All Levels of Study

85%

Level 1-2	65%
Level 3-4	67%
Level 5-6	59%
Level 7-8	96%
Level 9-10	90%

Student Progression to Higher Level Study

Level 1 - 4 Study

24%

Level 1	*
Level 2	22%
Level 3	27%
Level 4	43%

Students Retained in Study

All Levels of Study

61%

Level 1-2	52%
Level 3-4	41%
Level 5-6	59%
Level 7-8	88%
Level 9-10	91%

This measure shows the proportion of courses in a given year that are successfully completed.

This measure shows the proportion of students in a given year who complete a qualification.

This measure shows the proportion of students in a given year who progress to study at a higher level after completing a qualification at levels 1 - 4.

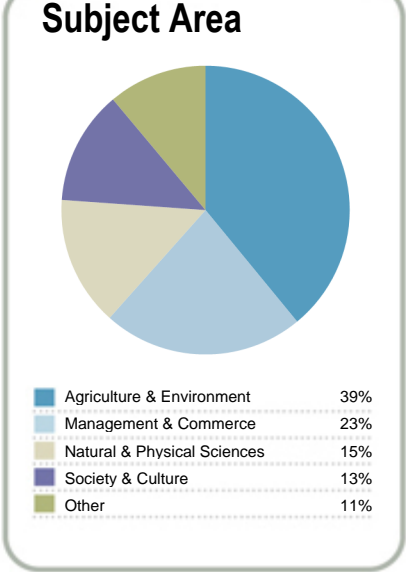
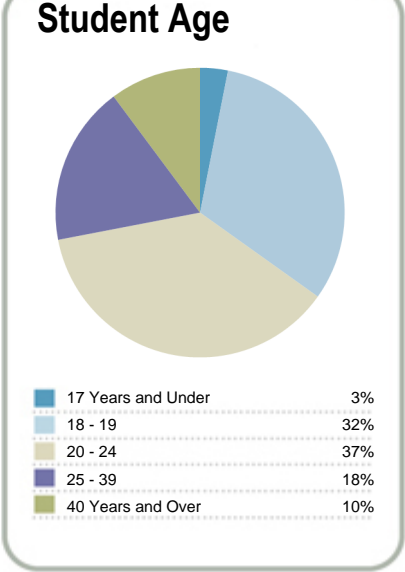
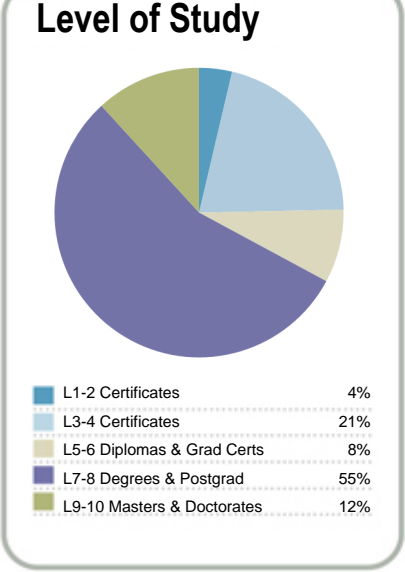
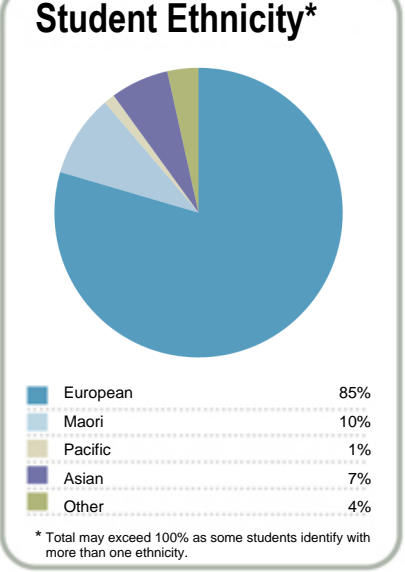
This measure shows the proportion of students in a given year that complete a qualification or re-enrol at the same tertiary education organisation in the following year.

Context

EFTS*: 2,342
Students: 4,356

Further information about student characteristics may be available on the organisation's website.

* Number of equivalent full time students.



Contacts

PO Box 84
Lincoln University
Lincoln 7647
New Zealand
03 325 2811

<http://www.lincoln.ac.nz>

Disclaimer: The results in this report are generated from data submitted by Tertiary Education Organisations. While efforts have been made to verify the information, the Tertiary Education Commission does not attest to the accuracy or completeness of the results.

The Performance of Tertiary Education Organisations

www.tec.govt.nz



Tertiary Education Commission
Te Amorangi Mātauranga Matua

Lincoln University

Organisation Type: **University**

Year: **2014**

Fund: **Student Achievement Component**

Successful Completion of Courses

This measure shows the proportion of courses in a given year that are successfully completed.

		Median:	86%
1	University of Auckland	88%	
2	University of Otago	88%	
3	Victoria University of Wellington	87%	
4	University of Canterbury	87%	
5	Lincoln University	85%	
6	University of Waikato	85%	
7	Auckland University of Technology	85%	
8	Massey University	80%	

Completion of Qualifications

This measure shows the proportion of students in a given year who complete a qualification.

		Median:	82%
1	University of Canterbury	86%	
2	Lincoln University	85%	
3	University of Otago	83%	
4	University of Auckland	82%	
5	University of Waikato	81%	
6	Victoria University of Wellington	81%	
7	Auckland University of Technology	79%	
8	Massey University	77%	

Student Progression to Higher Level Study

This measure shows the proportion of students in a given year who progress to study at a higher level after completing a qualification at levels 1 - 4.

		Median:	75%
1	University of Otago	96%	
2	University of Auckland	91%	
3	University of Canterbury	90%	
4	Auckland University of Technology	81%	
5	Massey University	68%	
6	University of Waikato	67%	
7	Victoria University of Wellington	56%	
8	Lincoln University	24%	

Students Retained in Study

This measure shows the proportion of students in a given year that complete a qualification or re-enrol at the same tertiary education organisation in the following year.

		Median:	85%
1	University of Otago	90%	
2	University of Auckland	89%	
3	University of Canterbury	87%	
4	Victoria University of Wellington	86%	
5	University of Waikato	85%	
6	Auckland University of Technology	84%	
7	Massey University	76%	
8	Lincoln University	61%	

Disclaimer: The results in this report are generated from data submitted by Tertiary Education Organisations. While efforts have been made to verify the information, the Tertiary Education Commission does not attest to the accuracy or completeness of the results.