



The Private Training Establishment sector

Year: 2015

Fund: Student Achievement Component



Successful Completion of Courses

| | |
|-----------|-----|
| Level 1-2 | 77% |
| Level 3-4 | 80% |
| Level 5-6 | 82% |
| Level 7-8 | 84% |

This measure shows the proportion of courses in a given year that are successfully completed.



Completion of Qualifications

| | |
|------------|------|
| Level 1-2 | 73% |
| Level 3-4 | 74% |
| Level 5-6 | 76% |
| Level 7-8 | 86% |
| Level 9-10 | 100% |

This measure shows the proportion of students in a given year who complete a qualification.



Student Progression to Higher Level Study

| | |
|---------|-----|
| Level 1 | 58% |
| Level 2 | 35% |
| Level 3 | 37% |
| Level 4 | 27% |

This measure shows the proportion of students in a given year who progress to study at a higher level after completing a qualification at levels 1 - 4.



Students Retained in Study

| | |
|------------|-----|
| Level 1-2 | 70% |
| Level 3-4 | 65% |
| Level 5-6 | 60% |
| Level 7-8 | 77% |
| Level 9-10 | 79% |

This measure shows the proportion of students in a given year that complete a qualification or re-enrol at the same tertiary education organisation in the following year.

About the Private Training Establishment sector Government expectations of the Private Training Establishment sector

In 2015 the TEC funded 227 Private Training Establishments (PTEs) through its Student Achievement Component fund and/or Youth Guarantee fund.

The size and characteristics of PTEs vary. Smaller specialised PTEs may offer a single qualification for fewer than 20 equivalent full-time students (EFTS). The largest PTEs may offer a range of qualifications to over a thousand EFTS. For these reasons comparing PTEs may be difficult.

The government expects PTEs to:

- Work with employers to ensure provision meets employment and industry needs
- Get at-risk young people into a career or further education
- Enable Maori and Pasifika learners to progress from foundation level education to higher levels of learning
- Improve adult literacy and numeracy

Tertiary Education Strategy

The Tertiary Education Strategy (TES) sets high expectations for TEO performance and attaining better outcomes especially for skills for industry, Maori and Pasifika learners, at risk young people and for adult literacy and numeracy.

Context

Number of students in total: 43,093

Number of equivalent full-time student places: 24,664

| Student ethnicity* | | Level of study | |
|--------------------|-----|----------------|-----|
| European | 53% | Level 1-2 | 7% |
| Maori | 30% | Level 3-4 | 44% |
| Pacific | 17% | Level 5-6 | 31% |
| Asian | 9% | Level 7-8 | 18% |
| Other | 4% | Level 9-10 | 0% |

*Total may exceed 100% as some students identify with more than one ethnicity.

The Performance of Tertiary Education Organisations

www.tec.govt.nz



Tertiary Education Commission
Te Amorangi Mātauranga Matua

Taranaki Educare

Organisation Type: **Private Training Establishment**

Year: **2015** Fund: **Student Achievement Component**

Successful Completion of Courses

All Levels of Study

97%

| | |
|------------|---|
| Level 1-2 | * |
| Level 3-4 | * |
| Level 5-6 | * |
| Level 7-8 | * |
| Level 9-10 | * |

* Information is not available for this level group.

Completion of Qualifications

All Levels of Study

64%

| | |
|------------|---|
| Level 1-2 | * |
| Level 3-4 | * |
| Level 5-6 | * |
| Level 7-8 | * |
| Level 9-10 | * |

* Information is not available for this level group.

Student Progression to Higher Level Study

Level 1 - 4 Study

33%

| | |
|---------|---|
| Level 1 | * |
| Level 2 | * |
| Level 3 | * |
| Level 4 | * |

* Information is not available for this level group.

Students Retained in Study

All Levels of Study

100%

| | |
|------------|---|
| Level 1-2 | * |
| Level 3-4 | * |
| Level 5-6 | * |
| Level 7-8 | * |
| Level 9-10 | * |

* Information is not available for this level group.

This measure shows the proportion of courses in a given year that are successfully completed.

This measure shows the proportion of students in a given year who complete a qualification.

This measure shows the proportion of students in a given year who progress to study at a higher level after completing a qualification at levels 1 - 4.

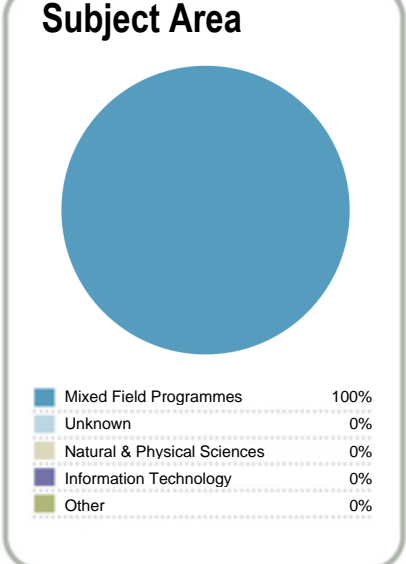
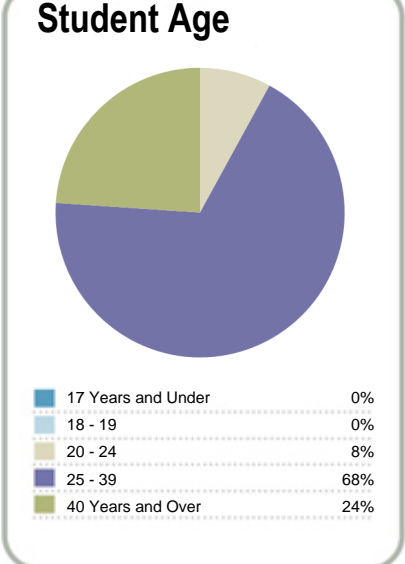
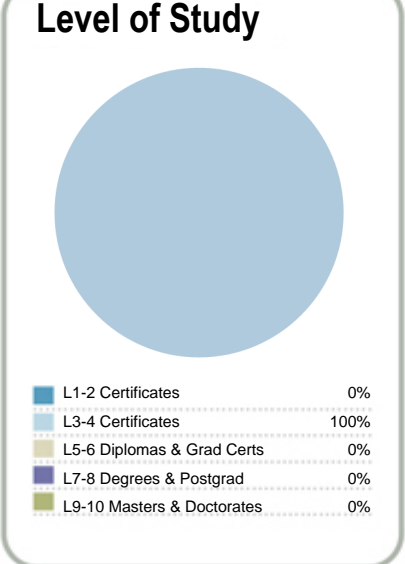
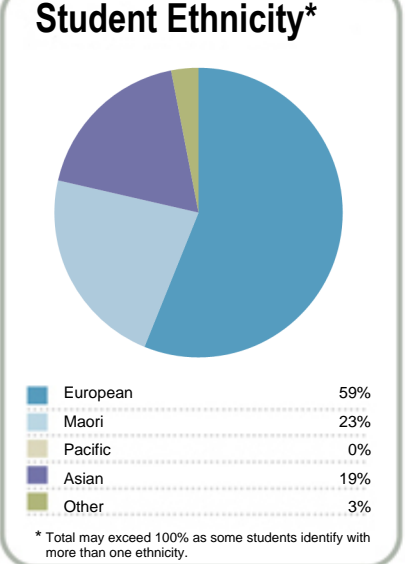
This measure shows the proportion of students in a given year that complete a qualification or re-enrol at the same tertiary education organisation in the following year.

Context

EFTS*: 16
Students: 23

Further information about student characteristics may be available on the organisation's website.

* Number of equivalent full time students.



Contacts

PO Box 337
NEW PLYMOUTH
4340
New Zealand
06 758 4115

<http://www.taranakieducare.ac.nz/>

Disclaimer: The results in this report are generated from data submitted by Tertiary Education Organisations. While efforts have been made to verify the information, the Tertiary Education Commission does not attest to the accuracy or completeness of the results.

The Performance of Tertiary Education Organisations

www.tec.govt.nz



Tertiary Education Commission
Te Amorangi Mātauranga Matua

Taranaki Educare

Organisation Type: **Private Training Establishment**

Year: **2015**

Fund: **Student Achievement Component**

Successful Completion of Courses

This measure shows the proportion of courses in a given year that are successfully completed.

Median: 83%

| | | |
|----|--|------------|
| 1 | New Zealand Training Centre | 100% |
| 1 | North Shore Helicopter Training Ltd | 100% |
| 1 | Techtorium NZ Institute of IT Ltd | 100% |
| 4 | Vineyard College | 99% |
| 5 | Eastwest Coll of Intercultural Studies | 99% |
| 6 | Safety N Action Limited | 99% |
| 7 | Capital Training | 98% |
| 8 | New Zealand Skydiving School Ltd | 98% |
| 9 | Praxis | 97% |
| 10 | Taranaki Educare | 97% |
| 11 | New Zealand College of Chiropractic | 97% |
| 12 | Hillary Outdoors Education Centres | 97% |
| 13 | Alpha Training Centre | 97% |
| 14 | North Shore Language School | 97% |
| 15 | Mr Barber Training Centre | 97% |
| 16 | Wanaka Helicopters Limited | 97% |
| 17 | Pathways Bible and Mission College | 97% |
| 18 | MSL Training Ltd | 97% |
| 19 | Manaaki Ora | 96% |
| 20 | Good Shepherd College - Te Heparā Pai | 96% |
| 21 | Airways Training Centre | 96% |
| 22 | Aperfield Montessori Trust | 96% |
| 23 | Nelson Aviation College | 95% |
| 24 | Turanga Ararau | 95% |

Completion of Qualifications

This measure shows the proportion of students in a given year who complete a qualification.

Median: 79%

| | | |
|----|--|------|
| 1 | Agriculture New Zealand | 100% |
| 1 | Airways Training Centre | 100% |
| 1 | Ardmore Flying School | 100% |
| 1 | Capital Training | 100% |
| 1 | East Auckland Performing Arts Limited | 100% |
| 1 | Elite Int School Of Beauty Therapy | 100% |
| 1 | Hungry Creek Art and Crafts School | 100% |
| 1 | International Aviation Academy of NZ Ltd | 100% |
| 1 | Manaaki Ora | 100% |
| 1 | Nelson Aviation College | 100% |
| 1 | New Zealand College of Chiropractic | 100% |
| 1 | New Zealand Tertiary College Limited | 100% |
| 1 | New Zealand Training Centre | 100% |
| 1 | NZ College of Massage | 100% |
| 1 | NZ School of Acupuncture & TCM | 100% |
| 1 | Praxis | 100% |
| 1 | Southern Wings Limited | 100% |
| 1 | Te Tari Puna Ora O Aotearoa/NZ Childcare | 100% |
| 1 | The Learning Connexion Limited | 100% |
| 1 | Toi Whakaari: NZ Drama School | 100% |
| 1 | Vineyard College | 100% |
| 1 | Whitecliffe College of Arts and Design | 100% |
| 23 | Techtorium NZ Institute of IT Ltd | 99% |
| 24 | Auckland East City Elim Church | 99% |

Student Progression to Higher Level Study

This measure shows the proportion of students in a given year who progress to study at a higher level after completing a qualification at levels 1 - 4.

Median: 26%

| | | |
|----|--|------|
| 1 | Laidlaw College Incorporated | 100% |
| 2 | Patrick's School of Hairdressing Limited | 88% |
| 3 | Hungry Creek Art and Crafts School | 83% |
| 4 | NZ School of Outdoor Studies Limited | 83% |
| 5 | ACG Yoobee School of Design. | 78% |
| 6 | Faith Bible College | 77% |
| 7 | Whitecliffe College of Arts and Design | 70% |
| 8 | AIS St Helens | 67% |
| 8 | Te Roopu A Iwi o Te Arawa | 67% |
| 10 | Pacific Training Institute (PTI) | 65% |
| 11 | Peter Minturn (NZ) Goldsmith School | 63% |
| 12 | New Zealand Inst of Fashion Tech Ltd | 62% |
| 13 | Praxis | 61% |
| 14 | Whitireia New Zealand Limited | 59% |
| 15 | MSL Training Ltd | 56% |
| 16 | ACG Tertiary & Careers | 54% |
| 17 | International Travel College of NZ | 54% |
| 18 | New Zealand School of Tourism | 53% |
| 19 | Te Wananga Takiura | 52% |
| 20 | National Council of YMCAs of New Zealand | 52% |
| 21 | Hillary Outdoors Education Centres | 50% |
| 22 | New Zealand Management Academies | 49% |
| 23 | NZ College of Massage | 48% |
| 24 | The Learning Connexion Limited | 47% |

Students Retained in Study

This measure shows the proportion of students in a given year that complete a qualification or re-enrol at the same tertiary education organisation in the following year.

Median: 74%

| | | |
|----|--|-------------|
| 1 | Community Colleges New Zealand Ltd | 100% |
| 1 | Taranaki Educare | 100% |
| 3 | Institute of Professional Legal Studies | 98% |
| 4 | Mr Barber Training Centre | 97% |
| 5 | College of Law NZ | 97% |
| 6 | New Zealand School of Radio Limited | 96% |
| 7 | Vineyard College | 95% |
| 8 | Peter Minturn (NZ) Goldsmith School | 95% |
| 9 | Toi Whakaari: NZ Drama School | 94% |
| 10 | New Zealand College of Chiropractic | 94% |
| 11 | Techtorium NZ Institute of IT Ltd | 94% |
| 12 | Evolution School of Holistic Therapies | 94% |
| 13 | New Zealand School of Tourism | 94% |
| 14 | North Shore Language School | 93% |
| 15 | Airways Training Centre | 92% |
| 16 | EnterpriseMIT | 92% |
| 17 | Whitecliffe College of Arts and Design | 91% |
| 18 | AIS St Helens | 91% |
| 19 | Southern Wings Limited | 91% |
| 20 | NZ Inst of Electrolysis & Beauty Therapy | 90% |
| 21 | Rangi Ruru Early Childhood College | 90% |
| 21 | School of Business Ltd | 90% |
| 23 | People Potential Limited | 89% |
| 24 | Kyewood Equestrian Centre Limited | 89% |

Disclaimer: The results in this report are generated from data submitted by Tertiary Education Organisations. While efforts have been made to verify the information, the Tertiary Education Commission does not attest to the accuracy or completeness of the results.

The Performance of Tertiary Education Organisations

www.tec.govt.nz



Tertiary Education Commission
Te Amorangi Mātauranga Matua

Taranaki Educare

Organisation Type: **Private Training Establishment**

Year: **2015**

Fund: **Student Achievement Component**

Successful Completion of Courses

This measure shows the proportion of courses in a given year that are successfully completed.

Median: 83%

| | | |
|----|--|-----|
| 25 | College of Law NZ | 95% |
| 26 | Auckland City Training School | 95% |
| 27 | Auckland East City Elim Church | 94% |
| 28 | Target Education | 94% |
| 29 | Aromaflex Academy | 94% |
| 30 | Whitecliffe College of Arts and Design | 94% |
| 31 | Institute of Professional Legal Studies | 94% |
| 32 | Peter Minturn (NZ) Goldsmith School | 94% |
| 33 | The Hairdressing College | 94% |
| 34 | HLC | 93% |
| 35 | NZ School of Food and Wine Ltd | 93% |
| 36 | Academy of Diving Trust | 92% |
| 37 | NZ School of Acupuncture & TCM | 92% |
| 38 | Faith Bible College | 92% |
| 39 | New Zealand School of Tourism | 92% |
| 40 | New Zealand Management Academies | 92% |
| 41 | Air New Zealand Aviation Institute | 92% |
| 42 | Polyethnic Institute of Studies | 92% |
| 43 | Southern Wings Limited | 92% |
| 44 | Queenstown Resort College | 92% |
| 45 | Kyrewood Equestrian Centre Limited | 91% |
| 46 | NZ School of Outdoor Studies Limited | 91% |
| 47 | Te Tari Puna Ora O Aotearoa/NZ Childcare | 90% |
| 48 | CPS Training | 90% |

Completion of Qualifications

This measure shows the proportion of students in a given year who complete a qualification.

Median: 79%

| | | |
|----|---|-----|
| 25 | Academy of Diving Trust | 98% |
| 26 | North Shore Language School | 98% |
| 27 | Institute of Professional Legal Studies | 97% |
| 28 | Avonmore Tertiary Institute | 97% |
| 29 | AMS Group Training | 97% |
| 30 | Corporate Academy Group | 96% |
| 31 | AIS St Helens | 96% |
| 32 | Wanaka Helicopters Limited | 96% |
| 33 | Vet Nurse plus Limited | 95% |
| 34 | College of Law NZ | 95% |
| 35 | The Hairdressing College | 95% |
| 36 | Mr Barber Training Centre | 94% |
| 37 | New Zealand Skydiving School Ltd | 94% |
| 38 | MSL Training Ltd | 94% |
| 39 | Turanga Ararau | 93% |
| 40 | Auckland City Training School | 93% |
| 41 | New Zealand School of Radio Limited | 93% |
| 42 | NZ School of Food and Wine Ltd | 93% |
| 43 | New Zealand School of Tourism | 92% |
| 44 | Faith Bible College | 92% |
| 45 | Future Skills Academy Limited | 92% |
| 46 | SAE Institute | 92% |
| 47 | Training For You Limited | 91% |
| 48 | New Zealand Management Academies | 91% |

Student Progression to Higher Level Study

This measure shows the proportion of students in a given year who progress to study at a higher level after completing a qualification at levels 1 - 4.

Median: 26%

| | | |
|----|--|------------|
| 25 | Excel Ministries - Performing Arts | 47% |
| 26 | Hair to Train | 46% |
| 27 | Auckland East City Elim Church | 46% |
| 28 | Naturopathic College of New Zealand | 45% |
| 29 | Lifeway College | 43% |
| 30 | New Zealand Welding School | 43% |
| 31 | BEST Pacific Institute of Education Ltd | 43% |
| 32 | Auckland City Training School | 43% |
| 33 | Te Kohanga Reo National Trust Board | 42% |
| 34 | VETEL | 41% |
| 35 | Future Skills Academy Limited | 40% |
| 36 | The Hairdressing College | 39% |
| 37 | NZ Institute of Education 2007 Limited | 39% |
| 38 | Design and Arts College of NZ Ltd | 38% |
| 38 | Palmerston North School of Design Ltd | 38% |
| 38 | SENZ Training and Employment Centre | 38% |
| 41 | Academy of Diving Trust | 38% |
| 42 | The Cut Above Academy Limited | 36% |
| 43 | Martin-Hautus | 35% |
| 44 | Servilles Academy Limited | 34% |
| 45 | Evolution School of Holistic Therapies | 34% |
| 46 | The Hairdressing Academy & Col of Beauty | 34% |
| 47 | Taranaki Educare | 33% |
| 47 | Te Kura Motuhake o Te Ataarangi Inc | 33% |

Students Retained in Study

This measure shows the proportion of students in a given year that complete a qualification or re-enrol at the same tertiary education organisation in the following year.

Median: 74%

| | | |
|----|--|-----|
| 24 | Vet Nurse plus Limited | 89% |
| 26 | Land Based Training Limited | 89% |
| 27 | South Seas Film & Television School Ltd | 89% |
| 28 | Blueprint for Learning | 88% |
| 29 | Advance Training Centres | 87% |
| 30 | Academy of Diving Trust | 87% |
| 31 | Ashton Warner Nanny Academy | 87% |
| 32 | The National School of Aesthetics | 87% |
| 33 | Harrington\Vaughan Academy of Hairdress | 87% |
| 34 | Auckland East City Elim Church | 87% |
| 35 | Te Kura Motuhake o Te Ataarangi Inc | 86% |
| 36 | Nelson Aviation College | 86% |
| 37 | Te Tari Puna Ora O Aotearoa/NZ Childcare | 86% |
| 38 | Media Design School Limited | 85% |
| 39 | NZ Graduate School of Education Limited | 85% |
| 40 | Air New Zealand Aviation Institute | 85% |
| 41 | Queenstown Resort College | 85% |
| 42 | The Hairdressing College | 85% |
| 43 | Praxis | 84% |
| 44 | NZ Institute of Education 2007 Limited | 84% |
| 45 | MSL Training Ltd | 84% |
| 46 | New Zealand Skydiving School Ltd | 84% |
| 46 | New Zealand Training Centre | 84% |
| 48 | CPS Training | 84% |

Disclaimer: The results in this report are generated from data submitted by Tertiary Education Organisations. While efforts have been made to verify the information, the Tertiary Education Commission does not attest to the accuracy or completeness of the results.

The Performance of Tertiary Education Organisations

www.tec.govt.nz



Tertiary Education Commission
Te Amorangi Mātauranga Matua

Taranaki Educare

Organisation Type: **Private Training Establishment**

Year: **2015**

Fund: **Student Achievement Component**

Successful Completion of Courses

This measure shows the proportion of courses in a given year that are successfully completed.

Median: 83%

| | | |
|----|--|-----|
| 49 | Toi Whakaari: NZ Drama School | 90% |
| 50 | Catholic Institute of Aotearoa NZ | 90% |
| 51 | Ashton Warner Nanny Academy | 90% |
| 52 | New Zealand Tertiary College Limited | 90% |
| 53 | Royal Business College Limited | 90% |
| 54 | International Aviation Academy of NZ Ltd | 89% |
| 55 | New Zealand School of Radio Limited | 89% |
| 56 | ITTI | 89% |
| 57 | Samala Robinson Academy Ltd | 89% |
| 58 | Vet Nurse plus Limited | 88% |
| 59 | Ardmore Flying School | 88% |
| 60 | North Shore International Academy (NSIA) | 88% |
| 61 | Waikato Institute of Education | 88% |
| 62 | Premier Hairdressing Academy | 88% |
| 63 | Sue's Computer Training Company | 88% |
| 64 | New Zealand College of Chinese Medicine | 88% |
| 65 | Pacific Int Hotel Management School Ltd | 88% |
| 66 | Bethlehem Institute Limited | 87% |
| 67 | Porse Education & Training | 87% |
| 68 | NZ Institute of Education 2007 Limited | 87% |
| 69 | NZ College of Massage | 87% |
| 70 | Advance Training Centres | 87% |
| 71 | Crown Institute of Studies | 87% |
| 72 | South Seas Film & Television School Ltd | 86% |

Completion of Qualifications

This measure shows the proportion of students in a given year who complete a qualification.

Median: 79%

| | | |
|----|---|-----|
| 49 | Kyewood Equestrian Centre Limited | 90% |
| 50 | Eastwest Coll of Intercultural Studies | 90% |
| 51 | Ashton Warner Nanny Academy | 90% |
| 52 | NZ School of Outdoor Studies Limited | 90% |
| 53 | Target Education | 90% |
| 54 | Porse Education & Training | 89% |
| 55 | Polyethnic Institute of Studies | 89% |
| 56 | New Zealand College of Chinese Medicine | 89% |
| 57 | Pacific Int Hotel Management School Ltd | 87% |
| 58 | Catholic Institute of Aotearoa NZ | 86% |
| 59 | The Cut Above Academy Limited | 86% |
| 60 | EnterpriseMIT | 86% |
| 61 | Premier Hairdressing Academy | 85% |
| 62 | HLC | 85% |
| 63 | Peter Minturn (NZ) Goldsmith School | 85% |
| 64 | Skills 4 Work Incorporated | 85% |
| 65 | ICL Business School | 85% |
| 66 | Laidlaw College Incorporated | 85% |
| 67 | Taratahi Agricultural Training Centre | 84% |
| 68 | Air New Zealand Aviation Institute | 84% |
| 69 | Te Wananga Takiura | 84% |
| 70 | Royal Business College Limited | 83% |
| 71 | CPS Training | 83% |
| 72 | Wellcare Education Limited | 82% |

Student Progression to Higher Level Study

This measure shows the proportion of students in a given year who progress to study at a higher level after completing a qualification at levels 1 - 4.

Median: 26%

| | | |
|----|--|-----|
| 49 | Avonmore Tertiary Institute | 33% |
| 50 | Academy Group (NZ) Limited | 31% |
| 51 | Tipu Ora | 31% |
| 52 | Elliott Hairdressing Training Centre Ltd | 30% |
| 52 | Harrington/Vaughan Academy of Hairdress | 30% |
| 54 | Advance Training Centres | 29% |
| 55 | Quantum Education Group Limited | 28% |
| 56 | Quantum Education Group ES Ltd | 28% |
| 57 | Cornerstone Education | 28% |
| 58 | Waikato School of Hairdressing Limited | 28% |
| 59 | Elite Int School Of Beauty Therapy | 28% |
| 60 | EastBay Rural Education Activities Inc. | 27% |
| 61 | Corporate Academy Group | 27% |
| 62 | Onsite Education | 27% |
| 63 | EDENZ Colleges Ltd | 26% |
| 64 | The Professional Bar & Restaurant School | 26% |
| 65 | English Teaching College | 26% |
| 66 | Ashton Warner Nanny Academy | 25% |
| 66 | ITTI | 25% |
| 66 | Kyewood Equestrian Centre Limited | 25% |
| 69 | People Potential Limited | 25% |
| 70 | Solomon Group | 24% |
| 71 | DAS International Academy | 24% |
| 72 | ATC New Zealand | 23% |

Students Retained in Study

This measure shows the proportion of students in a given year that complete a qualification or re-enrol at the same tertiary education organisation in the following year.

Median: 74%

| | | |
|----|---|-----|
| 49 | New Zealand Tertiary College Limited | 83% |
| 50 | South Pacific Bible College | 83% |
| 50 | Te Wananga Takiura | 83% |
| 52 | Porse Education & Training | 83% |
| 53 | New Zealand Institute of Sport | 83% |
| 54 | EDENZ Colleges Ltd | 83% |
| 55 | Skills 4 Work Incorporated | 83% |
| 56 | Animation College New Zealand Limited | 82% |
| 57 | Servilles Academy Limited | 82% |
| 58 | Palmerston North School of Design Ltd | 82% |
| 59 | Solomon Group | 82% |
| 60 | ACG Tertiary & Careers | 82% |
| 61 | East Auckland Performing Arts Limited | 82% |
| 62 | Future Skills Academy Limited | 82% |
| 63 | NZ College of Massage | 82% |
| 64 | New Zealand College of Chinese Medicine | 81% |
| 65 | Target Education | 81% |
| 66 | IPU New Zealand | 81% |
| 67 | Alpha Training Centre | 80% |
| 67 | Good Shepherd College - Te Heparā Pai | 80% |
| 69 | Agriculture New Zealand | 80% |
| 70 | Workforce Development Limited | 79% |
| 71 | The Cut Above Academy Limited | 79% |
| 72 | Nelson Technical Institute Ltd | 79% |

Disclaimer: The results in this report are generated from data submitted by Tertiary Education Organisations. While efforts have been made to verify the information, the Tertiary Education Commission does not attest to the accuracy or completeness of the results.

The Performance of Tertiary Education Organisations

www.tec.govt.nz



Tertiary Education Commission
Te Amorangi Mātauranga Matua

Taranaki Educare

Organisation Type: **Private Training Establishment**

Year: **2015**

Fund: **Student Achievement Component**

Successful Completion of Courses

This measure shows the proportion of courses in a given year that are successfully completed.

Median: 83%

| | | |
|----|--|-----|
| 73 | New Zealand Institute of Sport | 86% |
| 74 | Hungry Creek Art and Crafts School | 86% |
| 75 | Avonmore Tertiary Institute | 86% |
| 76 | Animation College New Zealand Limited | 86% |
| 77 | Carey Baptist College | 86% |
| 78 | Te Wananga Whare Tapere O Takitimu | 85% |
| 79 | Wellpark College | 85% |
| 80 | Bay of Plenty College of Homeopathy Ltd | 85% |
| 81 | Corporate Academy Group | 85% |
| 82 | Skills 4 Work Incorporated | 85% |
| 83 | Agriculture New Zealand | 85% |
| 84 | Te Wananga Takiura | 85% |
| 85 | ACG Tertiary & Careers | 85% |
| 86 | Naturopathic College of New Zealand | 84% |
| 87 | DAS International Academy | 84% |
| 88 | KIWA Institute of Education | 84% |
| 89 | EnterpriseMIT | 84% |
| 90 | Alphacrucis International College | 83% |
| 91 | The Cut Above Academy Limited | 83% |
| 92 | ACG Yoobee School of Design. | 83% |
| 93 | NZ Inst of Electrolysis & Beauty Therapy | 83% |
| 94 | The National School of Aesthetics | 83% |
| 95 | South Pacific College of Natural Medicin | 83% |
| 96 | NZ Graduate School of Education Limited | 83% |

Completion of Qualifications

This measure shows the proportion of students in a given year who complete a qualification.

Median: 79%

| | | |
|----|--|-----|
| 73 | International College of Camille | 82% |
| 74 | Blueprint for Learning | 82% |
| 75 | ACG Tertiary & Careers | 82% |
| 76 | The Methodist Mission | 81% |
| 77 | Hillary Outdoors Education Centres | 81% |
| 78 | Bay of Plenty College of Homeopathy Ltd | 81% |
| 79 | Land Based Training Limited | 81% |
| 80 | Carey Baptist College | 81% |
| 81 | NZ Institute of Education 2007 Limited | 80% |
| 82 | International Travel College of NZ | 80% |
| 83 | People Potential Limited | 80% |
| 84 | ACG Yoobee School of Design. | 80% |
| 85 | NZ Inst of Electrolysis & Beauty Therapy | 79% |
| 86 | School of Business Ltd | 79% |
| 87 | KIWA Institute of Education | 79% |
| 88 | Solomon Group | 79% |
| 89 | Sue's Computer Training Company | 79% |
| 90 | New Zealand School of Education Limited | 78% |
| 91 | Skills Update Training Institute | 78% |
| 92 | Excel Ministries - Performing Arts | 78% |
| 93 | South Seas Film & Television School Ltd | 78% |
| 94 | Advance Training Centres | 78% |
| 95 | NZ Graduate School of Education Limited | 78% |
| 96 | Community Colleges New Zealand Ltd | 78% |

Student Progression to Higher Level Study

This measure shows the proportion of students in a given year who progress to study at a higher level after completing a qualification at levels 1 - 4.

Median: 26%

| | | |
|----|---|-----|
| 73 | Crown Institute of Studies | 23% |
| 74 | Community Colleges New Zealand Ltd | 22% |
| 75 | North Shore Language School | 21% |
| 76 | Auckland Hotel & Chefs Training School | 20% |
| 77 | Taratahi Agricultural Training Centre | 20% |
| 78 | New Zealand School of Radio Limited | 19% |
| 79 | Tectra Limited | 19% |
| 80 | Quantum Education Group QT Limited | 18% |
| 81 | International College of Camille | 18% |
| 82 | Land Based Training Limited | 16% |
| 83 | Manaakitanga Aotearoa Charitable Trust | 16% |
| 84 | Polyethnic Institute of Studies | 16% |
| 85 | Workforce Development Limited | 16% |
| 86 | New Zealand Institute of Sport | 15% |
| 87 | Sue's Computer Training Company | 15% |
| 87 | Vineyard College | 15% |
| 89 | New Zealand School of Education Limited | 15% |
| 90 | Turanga Ararau | 15% |
| 91 | National College of Security Personnel | 14% |
| 92 | Alphacrucis International College | 13% |
| 92 | Training For You Limited | 13% |
| 94 | The National School of Aesthetics | 12% |
| 95 | KIWA Institute of Education | 11% |
| 96 | Premier Hairdressing Academy | 11% |

Students Retained in Study

This measure shows the proportion of students in a given year that complete a qualification or re-enrol at the same tertiary education organisation in the following year.

Median: 74%

| | | |
|----|---|-----|
| 73 | Training For You Limited | 79% |
| 74 | Air Hawkes Bay Limited | 79% |
| 75 | Academy Group (NZ) Limited | 79% |
| 76 | Excel Ministries - Performing Arts | 79% |
| 77 | New Zealand Inst of Fashion Tech Ltd | 78% |
| 78 | Hair to Train | 78% |
| 79 | NZ School of Outdoor Studies Limited | 78% |
| 80 | Turanga Ararau | 78% |
| 81 | Premier Hairdressing Academy | 78% |
| 82 | AMS Group Training | 78% |
| 83 | Faith Bible College | 77% |
| 84 | Pacific Int Hotel Management School Ltd | 77% |
| 85 | ACG Yoobee School of Design. | 77% |
| 86 | Design and Arts College of NZ Ltd | 77% |
| 87 | HLC | 77% |
| 87 | Maata Waka Enterprises | 77% |
| 89 | Bethlehem Institute Limited | 77% |
| 90 | NZ School of Food and Wine Ltd | 77% |
| 91 | Hawk Enterprises Ltd | 76% |
| 92 | Avonmore Tertiary Institute | 76% |
| 93 | Auckland City Training School | 76% |
| 94 | International Travel College of NZ | 75% |
| 95 | NZ School of Acupuncture & TCM | 75% |
| 96 | Polyethnic Institute of Studies | 74% |

Disclaimer: The results in this report are generated from data submitted by Tertiary Education Organisations. While efforts have been made to verify the information, the Tertiary Education Commission does not attest to the accuracy or completeness of the results.

The Performance of Tertiary Education Organisations

www.tec.govt.nz



Tertiary Education Commission
Te Amorangi Mātauranga Matua

Taranaki Educare

Organisation Type: **Private Training Establishment**

Year: **2015**

Fund: **Student Achievement Component**

Successful Completion of Courses

This measure shows the proportion of courses in a given year that are successfully completed.

Median: 83%

| | | |
|-----|---------------------------------------|-----|
| 97 | Laidlaw College Incorporated | 83% |
| 98 | AMS Group Training | 83% |
| 99 | Servilles Academy Limited | 83% |
| 100 | Land Based Training Limited | 82% |
| 101 | Waikato Aero Club (Inc) | 82% |
| 102 | Hair to Train | 82% |
| 103 | Fairview Educational Services Limited | 82% |
| 104 | Design and Arts College of NZ Ltd | 82% |
| 105 | Lotus Holistic Centre | 82% |
| 106 | School of Business Ltd | 82% |
| 107 | Solomon Group | 82% |
| 108 | Blueprint for Learning | 82% |
| 109 | Air Hawkes Bay Limited | 81% |
| 110 | Success Maker Education Centre | 81% |
| 111 | Elite Int School Of Beauty Therapy | 81% |
| 112 | New Zealand Playcentre Federation Inc | 81% |
| 113 | IPU New Zealand | 81% |
| 114 | CTC Aviation Training (NZ) Limited | 81% |
| 115 | Taratahi Agricultural Training Centre | 81% |
| 116 | AIS St Helens | 81% |
| 117 | The Learning Connexion Limited | 81% |
| 118 | Training For You Limited | 81% |
| 119 | Whitireia New Zealand Limited | 80% |
| 120 | SAE Institute | 80% |

Completion of Qualifications

This measure shows the proportion of students in a given year who complete a qualification.

Median: 79%

| | | |
|-----|---|-----|
| 97 | Wellpark College | 77% |
| 98 | ITTI | 77% |
| 99 | Lifeway College | 77% |
| 100 | Design and Arts College of NZ Ltd | 76% |
| 101 | New Zealand Institute of Sport | 76% |
| 102 | Harrington\Vaughan Academy of Hairdress | 76% |
| 103 | Good Shepherd College - Te Heparā Pai | 76% |
| 104 | Auckland Hotel & Chefs Training School | 76% |
| 105 | Servilles Academy Limited | 75% |
| 106 | Hair to Train | 75% |
| 107 | English Teaching College | 75% |
| 108 | The National School of Aesthetics | 74% |
| 109 | IPU New Zealand | 73% |
| 109 | Te Roopu A Iwi o Te Arawa | 73% |
| 111 | Education Action Limited | 73% |
| 112 | North Shore Helicopter Training Ltd | 72% |
| 113 | DAS International Academy | 72% |
| 114 | New Zealand Welding School | 71% |
| 115 | Nelson Technical Institute Ltd | 71% |
| 116 | Air Hawkes Bay Limited | 71% |
| 117 | Agribusiness Training Limited | 71% |
| 118 | Success Maker Education Centre | 70% |
| 119 | G & H Training | 70% |
| 120 | Queenstown Resort College | 69% |

Student Progression to Higher Level Study

This measure shows the proportion of students in a given year who progress to study at a higher level after completing a qualification at levels 1 - 4.

Median: 26%

| | | |
|-----|---|-----|
| 97 | Success Maker Education Centre | 11% |
| 98 | Agriculture New Zealand | 11% |
| 99 | Agribusiness Training Limited | 11% |
| 100 | Netcor Campus (NZ Education & Tourism) | 11% |
| 101 | HLC | 10% |
| 102 | Samala Robinson Academy Ltd | 10% |
| 103 | Porse Education & Training | 9% |
| 104 | Mr Barber Training Centre | 9% |
| 105 | Aromaflex Academy | 8% |
| 105 | EnterpriseMIT | 8% |
| 107 | Air New Zealand Aviation Institute | 8% |
| 108 | Skills Update Training Institute | 8% |
| 109 | NZ School of Food and Wine Ltd | 8% |
| 110 | Safety N Action Limited | 7% |
| 111 | Wellcare Education Limited | 7% |
| 112 | G & H Training | 7% |
| 113 | Taruna College | 7% |
| 114 | Blueprint for Learning | 6% |
| 115 | Ag Challenge Limited | 6% |
| 116 | Nelson Technical Institute Ltd | 5% |
| 117 | Waikato Institute for Leisure and Sport | 4% |
| 117 | Waikato Institute of Education | 4% |
| 119 | School of Business Ltd | 4% |
| 120 | AMS Group Training | 3% |

Students Retained in Study

This measure shows the proportion of students in a given year that complete a qualification or re-enrol at the same tertiary education organisation in the following year.

Median: 74%

| | | |
|-----|--|-----|
| 97 | New Zealand Management Academies | 74% |
| 98 | Hungry Creek Art and Crafts School | 74% |
| 99 | Elite Int School Of Beauty Therapy | 74% |
| 100 | Laidlaw College Incorporated | 74% |
| 101 | Fairview Educational Services Limited | 73% |
| 102 | Auckland Hotel & Chefs Training School | 73% |
| 103 | Sue's Computer Training Company | 72% |
| 104 | ITTI | 72% |
| 105 | Netcor Campus (NZ Education & Tourism) | 72% |
| 105 | New Zealand School of Education Limited | 72% |
| 107 | Waikato Institute for Leisure and Sport | 72% |
| 108 | International College of Camille | 72% |
| 109 | SAE Institute | 71% |
| 110 | International Aviation Academy of NZ Ltd | 71% |
| 111 | Success Maker Education Centre | 71% |
| 112 | ATC New Zealand | 70% |
| 113 | KIWA Institute of Education | 70% |
| 114 | Eastwest Coll of Intercultural Studies | 70% |
| 114 | Onsite Education | 70% |
| 116 | Wellpark College | 70% |
| 117 | South Pacific College of Natural Medicin | 70% |
| 118 | Carey Baptist College | 69% |
| 119 | G & H Training | 68% |
| 120 | The Learning Connexion Limited | 68% |

Disclaimer: The results in this report are generated from data submitted by Tertiary Education Organisations. While efforts have been made to verify the information, the Tertiary Education Commission does not attest to the accuracy or completeness of the results.

The Performance of Tertiary Education Organisations

www.tec.govt.nz



Tertiary Education Commission
Te Amorangi Mātauranga Matua

Taranaki Educare

Organisation Type: **Private Training Establishment**

Year: **2015**

Fund: **Student Achievement Component**

Successful Completion of Courses

This measure shows the proportion of courses in a given year that are successfully completed.

Median: 83%

Completion of Qualifications

This measure shows the proportion of students in a given year who complete a qualification.

Median: 79%

Student Progression to Higher Level Study

This measure shows the proportion of students in a given year who progress to study at a higher level after completing a qualification at levels 1 - 4.

Median: 26%

Students Retained in Study

This measure shows the proportion of students in a given year that complete a qualification or re-enrol at the same tertiary education organisation in the following year.

Median: 74%

| | | |
|-----|--|-----|
| 121 | Auckland Hotel & Chefs Training School | 80% |
| 122 | New Zealand Inst of Fashion Tech Ltd | 80% |
| 123 | Palmerston North School of Design Ltd | 80% |
| 124 | Waikato School of Hairdressing Limited | 79% |
| 125 | Evolution School of Holistic Therapies | 79% |
| 126 | Hawk Enterprises Ltd | 79% |
| 127 | Onsite Education | 79% |
| 128 | International Travel College of NZ | 79% |
| 129 | The Methodist Mission | 79% |
| 130 | Ag Challenge Limited | 79% |
| 131 | International College of Camille | 79% |
| 132 | New Zealand Welding School | 78% |
| 133 | Excel Ministries - Performing Arts | 78% |
| 134 | Queens Academic Group Limited | 78% |
| 135 | Te Kohanga Reo National Trust Board | 78% |
| 136 | The Professional Bar & Restaurant School | 77% |
| 137 | Media Design School Limited | 77% |
| 138 | Te Roopu A Iwi o Te Arawa | 77% |
| 139 | English Teaching College | 76% |
| 140 | Agribusiness Training Limited | 76% |
| 141 | Wellcare Education Limited | 76% |
| 142 | ICL Business School | 76% |
| 143 | Waikato Institute for Leisure and Sport | 75% |
| 144 | Nelson Technical Institute Ltd | 75% |

| | | |
|-----|--|------------|
| 121 | South Pacific College of Natural Medicin | 68% |
| 122 | ATC New Zealand | 67% |
| 123 | Whitireia New Zealand Limited | 67% |
| 124 | Animation College New Zealand Limited | 67% |
| 125 | Waikato School of Hairdressing Limited | 67% |
| 126 | Onsite Education | 66% |
| 127 | Waikato Institute of Education | 66% |
| 128 | Pacific Coast Technical Institute | 64% |
| 129 | Taranaki Educare | 64% |
| 130 | Quantum Education Group QT Limited | 63% |
| 131 | Cornerstone Education | 63% |
| 132 | Fairview Educational Services Limited | 63% |
| 133 | The Hairdressing Academy & Col of Beauty | 62% |
| 134 | Elliott Hairdressing Training Centre Ltd | 62% |
| 135 | Quantum Education Group ES Ltd | 61% |
| 136 | Alphacrusis International College | 61% |
| 137 | Te Kohanga Reo National Trust Board | 61% |
| 138 | Workforce Development Limited | 61% |
| 139 | The Professional Bar & Restaurant School | 61% |
| 140 | Alpha Training Centre | 60% |
| 141 | Academy Group (NZ) Limited | 59% |
| 142 | Aromaflex Academy | 58% |
| 143 | Netcor Campus (NZ Education & Tourism) | 57% |
| 144 | Waikato Institute for Leisure and Sport | 55% |

| | | |
|-----|--|----|
| 121 | Alpha Training Centre | 0% |
| 121 | Carey Baptist College | 0% |
| 121 | Construction Trade Training Unit | 0% |
| 121 | Fairview Educational Services Limited | 0% |
| 121 | Lotus Holistic Centre | 0% |
| 121 | Mara Marketing Limited | 0% |
| 121 | New Zealand College of Chinese Medicine | 0% |
| 121 | NZ Inst of Electrolysis & Beauty Therapy | 0% |
| 121 | The College of Future Learning NZ Ltd | 0% |

| | | |
|-----|--|-----|
| 121 | Waikato School of Hairdressing Limited | 68% |
| 122 | DAS International Academy | 68% |
| 123 | Quantum Education Group QT Limited | 67% |
| 124 | CTC Aviation Training (NZ) Limited | 67% |
| 124 | Lifeway College | 67% |
| 124 | Royal Business College Limited | 67% |
| 124 | Taruna College | 67% |
| 128 | The Professional Bar & Restaurant School | 66% |
| 129 | Tectra Limited | 66% |
| 130 | Te Kohanga Reo National Trust Board | 66% |
| 131 | The College of Future Learning NZ Ltd | 65% |
| 132 | Te Wananga Whare Tapere O Takitimu | 64% |
| 133 | Agribusiness Training Limited | 64% |
| 134 | ICL Business School | 64% |
| 135 | Te Roopu A Iwi o Te Arawa | 64% |
| 136 | Whitireia New Zealand Limited | 64% |
| 137 | Wellcare Education Limited | 63% |
| 138 | Aperfield Montessori Trust | 63% |
| 139 | Elliott Hairdressing Training Centre Ltd | 62% |
| 139 | New Zealand Welding School | 62% |
| 141 | Cornerstone Education | 62% |
| 142 | Catholic Institute of Aotearoa NZ | 61% |
| 143 | Corporate Academy Group | 61% |
| 144 | North Shore International Academy (NSIA) | 60% |

Disclaimer: The results in this report are generated from data submitted by Tertiary Education Organisations. While efforts have been made to verify the information, the Tertiary Education Commission does not attest to the accuracy or completeness of the results.

The Performance of Tertiary Education Organisations

www.tec.govt.nz



Tertiary Education Commission
Te Amorangi Mātauranga Matua

Taranaki Educare

Organisation Type: **Private Training Establishment**

Year: **2015**

Fund: **Student Achievement Component**

Successful Completion of Courses

This measure shows the proportion of courses in a given year that are successfully completed.

Median: 83%

| | | |
|-----|--|-----|
| 145 | Academy Group (NZ) Limited | 75% |
| 146 | National Trade Academy Ltd | 75% |
| 147 | The Hairdressing Academy & Col of Beauty | 75% |
| 148 | People Potential Limited | 74% |
| 149 | Lifeway College | 74% |
| 150 | Skills Update Training Institute | 73% |
| 151 | Workforce Development Limited | 72% |
| 152 | New Zealand School of Education Limited | 72% |
| 153 | Harrington\Vaughan Academy of Hairdress | 72% |
| 154 | ATC New Zealand | 71% |
| 155 | Community Colleges New Zealand Ltd | 71% |
| 156 | Quantum Education Group ES Ltd | 71% |
| 157 | Education Action Limited | 71% |
| 158 | G & H Training | 71% |
| 159 | Cornerstone Education | 70% |
| 160 | Future Skills Academy Limited | 70% |
| 161 | Quantum Education Group QT Limited | 68% |
| 162 | Anamata PTE - Whakatane | 68% |
| 163 | Pacific Coast Technical Institute | 68% |
| 164 | Taruna College | 68% |
| 165 | Maata Waka Enterprises | 65% |
| 166 | Patricks School of Hairdressing Limited | 63% |
| 167 | Pacific Training Institute (PTI) | 63% |
| 168 | National College of Security Personnel | 63% |

Completion of Qualifications

This measure shows the proportion of students in a given year who complete a qualification.

Median: 79%

| | | |
|-----|--|-----|
| 145 | Media Design School Limited | 55% |
| 146 | Crown Institute of Studies | 54% |
| 147 | Te Wananga Whare Tapere O Takitimu | 54% |
| 148 | Taruna College | 52% |
| 149 | Samala Robinson Academy Ltd | 51% |
| 150 | Ag Challenge Limited | 50% |
| 151 | Palmerston North School of Design Ltd | 49% |
| 152 | Maata Waka Enterprises | 49% |
| 153 | Bethlehem Institute Limited | 49% |
| 154 | Quantum Education Group Limited | 48% |
| 155 | Hawk Enterprises Ltd | 47% |
| 156 | National Trade Academy Ltd | 46% |
| 157 | Safety N Action Limited | 45% |
| 158 | National College of Security Personnel | 45% |
| 159 | Naturopathic College of New Zealand | 44% |
| 160 | Queens Academic Group Limited | 44% |
| 161 | Lotus Holistic Centre | 43% |
| 162 | BEST Pacific Institute of Education Ltd | 42% |
| 163 | The College of Future Learning NZ Ltd | 42% |
| 164 | Pacific Training Institute (PTI) | 41% |
| 165 | Martin-Hautus | 39% |
| 166 | Patricks School of Hairdressing Limited | 34% |
| 167 | North Shore International Academy (NSIA) | 34% |
| 168 | CTC Aviation Training (NZ) Limited | 30% |

Student Progression to Higher Level Study

This measure shows the proportion of students in a given year who progress to study at a higher level after completing a qualification at levels 1 - 4.

Median: 26%

| | | |
|-----|--|-----|
| 145 | Quantum Education Group Limited | 60% |
| 146 | Samala Robinson Academy Ltd | 60% |
| 147 | Waikato Institute of Education | 59% |
| 148 | Alphacrusis International College | 59% |
| 149 | Skills Update Training Institute | 59% |
| 150 | Ag Challenge Limited | 58% |
| 151 | The Hairdressing Academy & Col of Beauty | 58% |
| 152 | Queens Academic Group Limited | 58% |
| 153 | Martin-Hautus | 57% |
| 154 | Bay of Plenty College of Homeopathy Ltd | 57% |
| 155 | Ardmore Flying School | 57% |
| 156 | VETEL | 56% |
| 157 | EastBay Rural Education Activities Inc. | 56% |
| 158 | Tipu Ora | 55% |
| 159 | SENZ Training and Employment Centre | 54% |
| 160 | Crown Institute of Studies | 54% |
| 161 | National College of Security Personnel | 50% |
| 162 | Quantum Education Group ES Ltd | 49% |
| 163 | Aromaflex Academy | 48% |
| 164 | Naturopathic College of New Zealand | 48% |
| 165 | English Teaching College | 47% |
| 166 | Lotus Holistic Centre | 47% |
| 167 | Taratahi Agricultural Training Centre | 46% |
| 168 | Pacific Training Institute (PTI) | 46% |

Students Retained in Study

This measure shows the proportion of students in a given year that complete a qualification or re-enrol at the same tertiary education organisation in the following year.

Median: 74%

| | | |
|-----|--|-----|
| 145 | Quantum Education Group Limited | 60% |
| 146 | Samala Robinson Academy Ltd | 60% |
| 147 | Waikato Institute of Education | 59% |
| 148 | Alphacrusis International College | 59% |
| 149 | Skills Update Training Institute | 59% |
| 150 | Ag Challenge Limited | 58% |
| 151 | The Hairdressing Academy & Col of Beauty | 58% |
| 152 | Queens Academic Group Limited | 58% |
| 153 | Martin-Hautus | 57% |
| 154 | Bay of Plenty College of Homeopathy Ltd | 57% |
| 155 | Ardmore Flying School | 57% |
| 156 | VETEL | 56% |
| 157 | EastBay Rural Education Activities Inc. | 56% |
| 158 | Tipu Ora | 55% |
| 159 | SENZ Training and Employment Centre | 54% |
| 160 | Crown Institute of Studies | 54% |
| 161 | National College of Security Personnel | 50% |
| 162 | Quantum Education Group ES Ltd | 49% |
| 163 | Aromaflex Academy | 48% |
| 164 | Naturopathic College of New Zealand | 48% |
| 165 | English Teaching College | 47% |
| 166 | Lotus Holistic Centre | 47% |
| 167 | Taratahi Agricultural Training Centre | 46% |
| 168 | Pacific Training Institute (PTI) | 46% |

Disclaimer: The results in this report are generated from data submitted by Tertiary Education Organisations. While efforts have been made to verify the information, the Tertiary Education Commission does not attest to the accuracy or completeness of the results.

The Performance of Tertiary Education Organisations

www.tec.govt.nz



Tertiary Education Commission
Te Amorangi Mātauranga Matua

Taranaki Educare

Organisation Type: **Private Training Establishment**

Year: **2015**

Fund: **Student Achievement Component**

Successful Completion of Courses

This measure shows the proportion of courses in a given year that are successfully completed.

Median: 83%

| | | |
|-----|--|-----|
| 169 | Quantum Education Group Limited | 63% |
| 170 | East Auckland Performing Arts Limited | 62% |
| 171 | Elliott Hairdressing Training Centre Ltd | 62% |
| 172 | Netcor Campus (NZ Education & Tourism) | 56% |
| 173 | BEST Pacific Institute of Education Ltd | 54% |
| 174 | The College of Future Learning NZ Ltd | 54% |
| 175 | Trade Education Limited | 53% |
| 176 | Te Kura Motuhake o Te Ataarangi Inc | 52% |
| 177 | Martin-Hautus | 48% |
| 178 | HFT Limited | 43% |
| 179 | Literacy Aotearoa | 42% |
| 180 | Helipro Aviation | 24% |
| 181 | Tectra Limited | 11% |
| 182 | NZ College of Early Childhood Education | 4% |
| 183 | Computer Power (NZ) Ltd (Spherion) | 3% |
| 184 | Construction Trade Training Unit | 0% |

Completion of Qualifications

This measure shows the proportion of students in a given year who complete a qualification.

Median: 79%

| | | |
|-----|---|-----|
| 169 | Aperfield Montessori Trust | 28% |
| 170 | Literacy Aotearoa | 28% |
| 171 | Anamata PTE - Whakatane | 17% |
| 172 | Tectra Limited | 15% |
| 173 | Computer Power (NZ) Ltd (Spherion) | |
| 173 | Construction Trade Training Unit | |
| 173 | Evolution School of Holistic Therapies | |
| 173 | Helipro Aviation | |
| 173 | HFT Limited | |
| 173 | New Zealand Inst of Fashion Tech Ltd | |
| 173 | New Zealand Playcentre Federation Inc | |
| 173 | NZ College of Early Childhood Education | |
| 173 | Pathways Bible and Mission College | |
| 173 | Te Kura Motuhake o Te Ataarangi Inc | |
| 173 | Trade Education Limited | |
| 173 | Waikato Aero Club (Inc) | |

Student Progression to Higher Level Study

This measure shows the proportion of students in a given year who progress to study at a higher level after completing a qualification at levels 1 - 4.

Median: 26%

| | | |
|-----|--|-----|
| 169 | Safety N Action Limited | 45% |
| 170 | Patricks School of Hairdressing Limited | 44% |
| 171 | Manaakitanga Aotearoa Charitable Trust | 39% |
| 172 | HFT Limited | 38% |
| 173 | Anamata PTE - Whakatane | 38% |
| 174 | National Council of YMCAs of New Zealand | 35% |
| 175 | Trinity Methodist Theological College | 33% |
| 176 | BEST Pacific Institute of Education Ltd | 30% |
| 177 | NZ College of Early Childhood Education | 30% |
| 178 | Construction Trade Training Unit | 29% |
| 179 | Literacy Aotearoa | 29% |
| 180 | Waikato Aero Club (Inc) | 29% |
| 181 | Alphacrucis Limited | 25% |
| 182 | Hillary Outdoors Education Centres | 22% |
| 183 | New Zealand Playcentre Federation Inc | 17% |
| 184 | Mara Marketing Limited | 5% |
| 185 | Pathways Bible and Mission College | 3% |
| 186 | Action Adventure | 0% |
| 186 | Advanced Training Academy Limited | 0% |
| 186 | Computer Power (NZ) Ltd (Spherion) | 0% |
| 186 | Helipro Aviation | 0% |
| 186 | KAAT Trust | 0% |
| 186 | Te Ata Hou Trust | 0% |
| 186 | Trade Education Limited | 0% |

Students Retained in Study

This measure shows the proportion of students in a given year that complete a qualification or re-enrol at the same tertiary education organisation in the following year.

Median: 74%

| | | |
|-----|--|-----|
| 169 | Safety N Action Limited | 45% |
| 170 | Patricks School of Hairdressing Limited | 44% |
| 171 | Manaakitanga Aotearoa Charitable Trust | 39% |
| 172 | HFT Limited | 38% |
| 173 | Anamata PTE - Whakatane | 38% |
| 174 | National Council of YMCAs of New Zealand | 35% |
| 175 | Trinity Methodist Theological College | 33% |
| 176 | BEST Pacific Institute of Education Ltd | 30% |
| 177 | NZ College of Early Childhood Education | 30% |
| 178 | Construction Trade Training Unit | 29% |
| 179 | Literacy Aotearoa | 29% |
| 180 | Waikato Aero Club (Inc) | 29% |
| 181 | Alphacrucis Limited | 25% |
| 182 | Hillary Outdoors Education Centres | 22% |
| 183 | New Zealand Playcentre Federation Inc | 17% |
| 184 | Mara Marketing Limited | 5% |
| 185 | Pathways Bible and Mission College | 3% |
| 186 | Action Adventure | 0% |
| 186 | Advanced Training Academy Limited | 0% |
| 186 | Computer Power (NZ) Ltd (Spherion) | 0% |
| 186 | Helipro Aviation | 0% |
| 186 | KAAT Trust | 0% |
| 186 | Te Ata Hou Trust | 0% |
| 186 | Trade Education Limited | 0% |

Disclaimer: The results in this report are generated from data submitted by Tertiary Education Organisations. While efforts have been made to verify the information, the Tertiary Education Commission does not attest to the accuracy or completeness of the results.



The Private Training Establishment sector

Year: 2015

Fund: Youth Guarantee



Successful Completion of Courses

| | |
|---------|-----|
| Level 1 | 62% |
| Level 2 | 60% |
| Level 3 | 75% |

* Information is not available for this level group.

This measure shows the proportion of courses in a given year that are successfully completed.



Completion of Qualifications

| | |
|---------|-----|
| Level 1 | 64% |
| Level 2 | 59% |
| Level 3 | 71% |

* Information is not available for this level group.

This measure shows the proportion of students in a given year who complete a qualification.



Student Progression to Higher Level Study

| | |
|---------|-----|
| Level 1 | 51% |
| Level 2 | 29% |
| Level 3 | 35% |

* Information is not available for this level group.

This measure shows the proportion of students in a given year who progress to study at a higher level after completing a qualification at levels 1 - 4.



Students Retained in Study

| | |
|---------|-----|
| Level 1 | 47% |
| Level 2 | 55% |
| Level 3 | * % |

* Information is not available for this level group.

This measure shows the proportion of students in a given year that complete a qualification or re-enrol at the same tertiary education organisation in the following year.

About the Private Training Establishment sector Government expectations of the Private Training Establishment sector

In 2015 the TEC funded 227 Private Training Establishments (PTEs) through its Student Achievement Component fund and/or Youth Guarantee fund.

The size and characteristics of PTEs vary. Smaller specialised PTEs may offer a single qualification for fewer than 20 equivalent full-time students (EFTS). The largest PTEs may offer a range of qualifications to over a thousand EFTS. For these reasons comparing PTEs may be difficult.

The government expects PTEs to:

- Work with employers to ensure provision meets employment and industry needs
- Get at-risk young people into a career or further education
- Enable Maori and Pasifika learners to progress from foundation level education to higher levels of learning
- Improve adult literacy and numeracy

Tertiary Education Strategy

The Tertiary Education Strategy (TES) sets high expectations for TEO performance and attaining better outcomes especially for skills for industry, Maori and Pasifika learners, at risk young people and for adult literacy and numeracy.

Context

Number of students in total: 9,733

Number of equivalent full-time student places: 6,233

| Student ethnicity* | | Level of study | |
|--------------------|-----|----------------|-----|
| European | 44% | Level 1 | 30% |
| Maori | 50% | Level 2 | 50% |
| Pacific | 21% | Level 3 | 20% |
| Asian | 2% | | |
| Other | 2% | | |

*Total may exceed 100% as some students identify with more than one ethnicity.

The Performance of Tertiary Education Organisations

www.tec.govt.nz



Tertiary Education Commission
Te Amorangi Mātauranga Matua

Taranaki Educare

Organisation Type: Private Training Establishment

Year: 2015 Fund: Youth Guarantee



Successful Completion of Courses

All Levels of Study

77%

Level 1 *
Level 2 *
Level 3 *

* Information is not available for this level group.



Completion of Qualifications

All Levels of Study

55%

Level 1 *
Level 2 *
Level 3 *

* Information is not available for this level group.



Student Progression to Higher Level Study

Level 1 - 4 Study

32%

Level 1 *
Level 2 *
Level 3 *

* Information is not available for this level group.



Students Retained in Study

All Levels of Study

69%

Level 1 *
Level 2 *
Level 3 *

* Information is not available for this level group.

This measure shows the proportion of courses in a given year that are successfully completed.

This measure shows the proportion of students in a given year who complete a qualification.

This measure shows the proportion of students in a given year who progress to study at a higher level after completing a qualification at levels 1 - 4.

This measure shows the proportion of students in a given year that complete a qualification or re-enrol at the same tertiary education organisation in the following year.

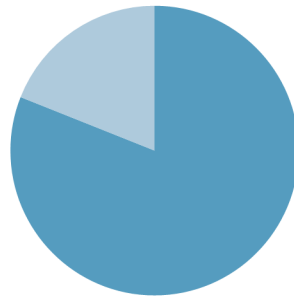
Context

EFTS*: 26
Students: 36

Further information about student characteristics may be available on the organisation's website.


* Number of equivalent full time students.

Student Ethnicity*

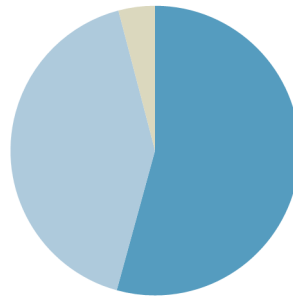


* Total may exceed 100% as some students identify with more than one ethnicity.

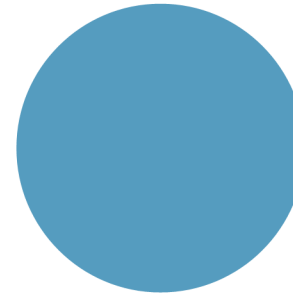
Level of Study



Student Age



Subject Area



Contacts

PO Box 337
NEW PLYMOUTH
4340
New Zealand
06 758 4115

<http://www.taranakieducare.ac.nz/>

Disclaimer: The results in this report are generated from data submitted by Tertiary Education Organisations. While efforts have been made to verify the information, the Tertiary Education Commission does not attest to the accuracy or completeness of the results.

Report Name: TEC-008360-2015-G001-Educational_Performance_Indicators-20160501_closed_YG.pdf

Report Version: 2

Asset ID: M0002v02

Page Title: Educational Performance & Contextual Information

Cutoff Type: Closed
Date Effective: 1 May, 2016
Date/Time Created: 03/08/2016 - 18:42

The Performance of Tertiary Education Organisations

www.tec.govt.nz



Tertiary Education Commission
Te Amorangi Mātauranga Matua

Taranaki Educare

Organisation Type: **Private Training Establishment**

Year: **2015** Fund: **Youth Guarantee**

Successful Completion of Courses

This measure shows the proportion of courses in a given year that are successfully completed.

Median: 61%

| | | |
|----|---|------|
| 1 | U Turn Community Training Services | 100% |
| 2 | Responsive Trade Education Limited | 97% |
| 3 | SPI Institute Limited | 97% |
| 4 | Westport Deep Sea Fishing School | 96% |
| 5 | New Zealand Management Academies | 94% |
| 6 | New Zealand School of Tourism | 94% |
| 7 | Mara Marketing Limited | 92% |
| 8 | Premier Hairdressing Academy | 88% |
| 9 | Lakeland Learning Company Limited | 87% |
| 10 | Wai Ora Christian Community Trust | 87% |
| 11 | Training For You Limited | 87% |
| 12 | Avon City Ford Training Services | 84% |
| 13 | Te Kaupapa Training Limited | 83% |
| 14 | The Cut Above Academy Limited | 82% |
| 15 | Turanga Ararau | 82% |
| 16 | Capital Training | 82% |
| 17 | Service Skills Centre | 82% |
| 18 | MSL Training Ltd | 81% |
| 19 | Harrington\Vaughan Academy of Hairdress | 81% |
| 20 | Auckland Hotel & Chefs Training School | 79% |
| 21 | New Zealand Institute of Sport | 79% |
| 22 | Strive Community Trust Training | 79% |
| 23 | Kershaw Training Enterprises | 78% |
| 24 | Servilles Academy Limited | 77% |

Completion of Qualifications

This measure shows the proportion of students in a given year who complete a qualification.

Median: 62%

| | | |
|----|--|------|
| 1 | Capital Training | 100% |
| 1 | Corporate Academy Group | 100% |
| 1 | Nelson Training Centre | 100% |
| 1 | U Turn Community Training Services | 100% |
| 5 | Training For You Limited | 97% |
| 6 | Service Skills Centre | 97% |
| 7 | New Zealand Management Academies | 96% |
| 8 | New Zealand School of Tourism | 96% |
| 9 | Employ NZ | 92% |
| 10 | Lakeland Learning Company Limited | 90% |
| 11 | The Hairdressing College | 87% |
| 12 | Responsive Trade Education Limited | 87% |
| 13 | Strive Community Trust Training | 83% |
| 14 | The Cut Above Academy Limited | 80% |
| 15 | Harrington\Vaughan Academy of Hairdress | 78% |
| 16 | People Potential Limited | 78% |
| 17 | National Council of YMCAs of New Zealand | 78% |
| 18 | Servilles Academy Limited | 77% |
| 19 | ACG Tertiary & Careers | 76% |
| 20 | New Zealand Institute of Sport | 76% |
| 21 | School of Business Ltd | 75% |
| 22 | Premier Hairdressing Academy | 75% |
| 23 | Avonmore Tertiary Institute | 75% |
| 24 | Kershaw Training Enterprises | 74% |

Student Progression to Higher Level Study

This measure shows the proportion of students in a given year who progress to study at a higher level after completing a qualification at levels 1 - 4.

Median: 33%

| | | |
|----|--|-----|
| 1 | Harrington\Vaughan Academy of Hairdress | 82% |
| 2 | New Zealand School of Tourism | 78% |
| 3 | Orongomai Marae Community Centre Trust | 75% |
| 4 | Auckland Hotel & Chefs Training School | 69% |
| 5 | New Zealand Management Academies | 68% |
| 6 | Whakato Te Matauranga | 64% |
| 7 | The Cut Above Academy Limited | 62% |
| 8 | Employ NZ | 60% |
| 9 | Matapuna Training Centre | 59% |
| 10 | Lakeland Learning Company Limited | 57% |
| 11 | Strive Community Trust Training | 57% |
| 12 | The College of Future Learning NZ Ltd | 57% |
| 13 | Servilles Academy Limited | 56% |
| 13 | VisionWest Community Trust | 56% |
| 15 | VETEL | 53% |
| 16 | New Zealand Institute of Sport | 52% |
| 17 | Sobieski Consultants (Training Division) | 52% |
| 18 | Advance Training Centres | 52% |
| 19 | MSL Training Ltd | 51% |
| 20 | ACG Tertiary & Careers | 51% |
| 21 | Martin-Hautus | 50% |
| 21 | Te Kokiri Development Consultancy Inc | 50% |
| 23 | Service Skills Centre | 48% |
| 24 | Capital Training | 48% |

Students Retained in Study

This measure shows the proportion of students in a given year that complete a qualification or re-enrol at the same tertiary education organisation in the following year.

Median: 54%

| | | |
|----|---------------------------------------|-----|
| 1 | Service Skills Centre | 93% |
| 2 | New Zealand Welding School | 92% |
| 3 | New Zealand School of Tourism | 88% |
| 4 | Palmerston North School of Design Ltd | 88% |
| 5 | Nelson Training Centre | 85% |
| 6 | Kokiri Marae Keriana Olsen Trust | 83% |
| 7 | Ag Challenge Limited | 82% |
| 8 | Advance Training Centres | 80% |
| 9 | Lakeland Learning Company Limited | 80% |
| 10 | National Trade Academy Ltd | 79% |
| 11 | The Hairdressing College | 79% |
| 12 | U Turn Community Training Services | 79% |
| 13 | New Zealand Management Academies | 79% |
| 14 | People Potential Limited | 78% |
| 15 | Premier Hairdressing Academy | 76% |
| 16 | New Zealand Institute of Sport | 76% |
| 17 | Maniapoto Training Agency | 74% |
| 18 | Responsive Trade Education Limited | 74% |
| 19 | Avon City Ford Training Services | 74% |
| 20 | HLC | 73% |
| 21 | Nelson Technical Institute Ltd | 73% |
| 22 | Te Kokiri Development Consultancy Inc | 73% |
| 23 | Education Action Limited | 72% |
| 24 | Matapuna Training Centre | 72% |

Disclaimer: The results in this report are generated from data submitted by Tertiary Education Organisations. While efforts have been made to verify the information, the Tertiary Education Commission does not attest to the accuracy or completeness of the results.

The Performance of Tertiary Education Organisations

www.tec.govt.nz



Tertiary Education Commission
Te Amorangi Mātauranga Matua

Taranaki Educare

Organisation Type: Private Training Establishment

Year: 2015

Fund: Youth Guarantee

Successful Completion of Courses

This measure shows the proportion of courses in a given year that are successfully completed.

Median: 61%

| | | |
|----|--|-----|
| 25 | Taranaki Educare | 77% |
| 26 | Avonmore Tertiary Institute | 76% |
| 27 | The Hairdressing College | 76% |
| 28 | Community Colleges New Zealand Ltd | 76% |
| 29 | Hair to Train | 75% |
| 30 | ACG Tertiary & Careers | 75% |
| 31 | Taratahi Agricultural Training Centre | 74% |
| 32 | ATC New Zealand | 74% |
| 33 | Employ NZ | 73% |
| 34 | Nelson Training Centre | 73% |
| 35 | HLC | 72% |
| 36 | C Hayes Engineering Training Division | 71% |
| 37 | Advance Training Centres | 71% |
| 38 | Palmerston North School of Design Ltd | 71% |
| 39 | Fairview Educational Services Limited | 71% |
| 40 | Corporate Academy Group | 70% |
| 41 | Land Based Training Limited | 70% |
| 42 | Waikato School of Hairdressing Limited | 68% |
| 43 | People Potential Limited | 68% |
| 44 | Agriculture New Zealand | 66% |
| 45 | Trade Education Limited | 66% |
| 46 | Horizon Education Limited | 66% |
| 47 | Ag Challenge Limited | 66% |
| 48 | Kokiri Marae Keriana Olsen Trust | 66% |

Completion of Qualifications

This measure shows the proportion of students in a given year who complete a qualification.

Median: 62%

| | | |
|----|---|-----|
| 25 | Maniapoto Training Agency | 74% |
| 26 | FEATS Ltd | 73% |
| 27 | Turanga Ararau | 73% |
| 28 | Community Colleges New Zealand Ltd | 72% |
| 29 | Front-Line Training Consultancy Limited | 70% |
| 30 | SENZ Training and Employment Centre | 70% |
| 31 | Ag Challenge Limited | 69% |
| 32 | MSL Training Ltd | 67% |
| 33 | The Salvation Army Employment Plus | 67% |
| 34 | Kokiri Marae Keriana Olsen Trust | 66% |
| 35 | ATC New Zealand | 65% |
| 36 | Hair to Train | 65% |
| 37 | Mara Marketing Limited | 65% |
| 38 | Waikato School of Hairdressing Limited | 65% |
| 39 | Future Skills Academy Limited | 65% |
| 40 | Horizon Education Limited | 64% |
| 41 | Pacific Coast Technical Institute | 64% |
| 42 | Land Based Training Limited | 64% |
| 43 | Education Action Limited | 63% |
| 44 | C Hayes Engineering Training Division | 63% |
| 45 | Advance Training Centres | 62% |
| 46 | HLC | 62% |
| 47 | New Zealand Welding School | 62% |
| 48 | BEST Pacific Institute of Education Ltd | 61% |

Student Progression to Higher Level Study

This measure shows the proportion of students in a given year who progress to study at a higher level after completing a qualification at levels 1 - 4.

Median: 33%

| | | |
|----|---|-----|
| 25 | Target Education | 47% |
| 26 | Kershaw Training Enterprises | 47% |
| 27 | Morrinsville Training Centre Ltd | 46% |
| 28 | Fairview Educational Services Limited | 45% |
| 29 | Education Action Limited | 45% |
| 30 | Turanga Ararau | 43% |
| 31 | Training For You Limited | 42% |
| 32 | Front-Line Training Consultancy Limited | 42% |
| 32 | Waikato School of Hairdressing Limited | 42% |
| 34 | ACTS Institute of New Zealand | 41% |
| 34 | Kokiri Training Centre | 41% |
| 36 | ATC New Zealand | 40% |
| 37 | Dunedin Training Centre | 40% |
| 37 | G & H Training | 40% |
| 39 | SENZ Training and Employment Centre | 39% |
| 39 | Workforce Development Limited | 39% |
| 41 | SPI Institute Limited | 39% |
| 42 | U Turn Community Training Services | 38% |
| 43 | People Potential Limited | 37% |
| 44 | Academy Group (NZ) Limited | 36% |
| 45 | BEST Pacific Institute of Education Ltd | 36% |
| 46 | The Hairdressing College | 35% |
| 47 | Future Skills Academy Limited | 35% |
| 48 | FEATS Ltd | 33% |

Students Retained in Study

This measure shows the proportion of students in a given year that complete a qualification or re-enrol at the same tertiary education organisation in the following year.

Median: 54%

| | | |
|----|--|-----|
| 25 | Auckland Hotel & Chefs Training School | 71% |
| 26 | Harrington\Vaughan Academy of Hairdress | 71% |
| 27 | Capital Training | 70% |
| 28 | Servilles Academy Limited | 70% |
| 29 | Community Colleges New Zealand Ltd | 70% |
| 30 | Future Skills Academy Limited | 69% |
| 31 | Land Based Training Limited | 69% |
| 32 | Taranaki Educare | 69% |
| 33 | Pacific Coast Technical Institute | 69% |
| 34 | MSL Training Ltd | 68% |
| 35 | The Cut Above Academy Limited | 66% |
| 36 | VETEL | 66% |
| 37 | ACG Tertiary & Careers | 65% |
| 38 | Bay Agricultural Training Limited | 65% |
| 39 | Sobieski Consultants (Training Division) | 65% |
| 40 | Front-Line Training Consultancy Limited | 64% |
| 41 | Waikato School of Hairdressing Limited | 63% |
| 42 | Strive Community Trust Training | 63% |
| 43 | Fairview Educational Services Limited | 62% |
| 44 | Turanga Ararau | 61% |
| 45 | National Council of YMCAs of New Zealand | 60% |
| 46 | The College of Future Learning NZ Ltd | 60% |
| 47 | Training For You Limited | 60% |
| 48 | Avonmore Tertiary Institute | 59% |

Disclaimer: The results in this report are generated from data submitted by Tertiary Education Organisations. While efforts have been made to verify the information, the Tertiary Education Commission does not attest to the accuracy or completeness of the results.

The Performance of Tertiary Education Organisations

www.tec.govt.nz



Tertiary Education Commission
Te Amorangi Mātauranga Matua

Taranaki Educare

Organisation Type: **Private Training Establishment**

Year: **2015**

Fund: **Youth Guarantee**

Successful Completion of Courses

This measure shows the proportion of courses in a given year that are successfully completed.

Median: 61%

| | | |
|----|--|-----|
| 49 | VisionWest Community Trust | 64% |
| 50 | SENZ Training and Employment Centre | 63% |
| 51 | Target Education | 62% |
| 52 | Trade and Commerce Centre | 61% |
| 53 | BEST Pacific Institute of Education Ltd | 61% |
| 54 | New Zealand Welding School | 61% |
| 55 | ACTS Institute of New Zealand | 61% |
| 56 | Future Skills Academy Limited | 60% |
| 57 | Bay Agricultural Training Limited | 59% |
| 58 | Skills Update Training Institute | 58% |
| 59 | National Trade Academy Ltd | 58% |
| 60 | Regent Training Centre Limited | 57% |
| 61 | Sobieski Consultants (Training Division) | 57% |
| 62 | National Council of YMCAs of New Zealand | 57% |
| 63 | Education Action Limited | 56% |
| 64 | Academy Group (NZ) Limited | 56% |
| 65 | FEATS Ltd | 55% |
| 66 | New Zealand Equine Training Limited | 55% |
| 67 | The Salvation Army Employment Plus | 55% |
| 68 | The Methodist Mission | 55% |
| 69 | ACG Yoobee School of Design. | 54% |
| 70 | Te Arawa Lakes Trust | 53% |
| 71 | EnterpriseMIT | 52% |
| 72 | Orongomai Marae Community Centre Trust | 51% |

Completion of Qualifications

This measure shows the proportion of students in a given year who complete a qualification.

Median: 62%

| | | |
|----|--|------------|
| 49 | VisionWest Community Trust | 60% |
| 50 | Auckland Hotel & Chefs Training School | 58% |
| 51 | Career NetWork Ltd | 58% |
| 52 | Morrinsville Training Centre Ltd | 58% |
| 53 | SPI Institute Limited | 58% |
| 54 | Taranaki Educare | 55% |
| 55 | ACG Yoobee School of Design. | 54% |
| 56 | Agriculture New Zealand | 54% |
| 57 | Palmerston North School of Design Ltd | 53% |
| 58 | National Trade Academy Ltd | 53% |
| 59 | Regent Training Centre Limited | 52% |
| 60 | Fairview Educational Services Limited | 52% |
| 61 | Target Education | 52% |
| 62 | G & H Training | 51% |
| 63 | Nelson Technical Institute Ltd | 51% |
| 64 | Skills Update Training Institute | 49% |
| 65 | Wai Ora Christian Community Trust | 49% |
| 66 | Trade and Commerce Centre | 49% |
| 67 | EnterpriseMIT | 48% |
| 68 | Matapuna Training Centre | 44% |
| 69 | ACTS Institute of New Zealand | 44% |
| 70 | Sobieski Consultants (Training Division) | 44% |
| 71 | Abel Tasman Educational Trust | 43% |
| 72 | New Zealand Equine Training Limited | 43% |

Student Progression to Higher Level Study

This measure shows the proportion of students in a given year who progress to study at a higher level after completing a qualification at levels 1 - 4.

Median: 33%

| | | |
|----|--|------------|
| 48 | New Zealand Equine Training Limited | 33% |
| 48 | New Zealand Welding School | 33% |
| 51 | Trade and Commerce Centre | 33% |
| 52 | Quality Training Services | 33% |
| 53 | Pacific Coast Technical Institute | 32% |
| 53 | Taranaki Educare | 32% |
| 55 | Land Based Training Limited | 31% |
| 56 | Career NetWork Ltd | 30% |
| 57 | Skills Update Training Institute | 30% |
| 58 | National Council of YMCAs of New Zealand | 30% |
| 59 | Taratahi Agricultural Training Centre | 30% |
| 60 | Corporate Academy Group | 29% |
| 61 | Palmerston North School of Design Ltd | 29% |
| 62 | Avon City Ford Training Services | 28% |
| 63 | Community Colleges New Zealand Ltd | 27% |
| 64 | 2 Meke Training Limited | 25% |
| 64 | Enrich+ | 25% |
| 64 | Greymouth Life Learning Centre | 25% |
| 67 | Nelson Technical Institute Ltd | 24% |
| 68 | Avonmore Tertiary Institute | 22% |
| 69 | National Trade Academy Ltd | 22% |
| 70 | The Salvation Army Employment Plus | 21% |
| 71 | Golden Bay Work Centre Trust | 20% |
| 71 | Hair to Train | 20% |

Students Retained in Study

This measure shows the proportion of students in a given year that complete a qualification or re-enrol at the same tertiary education organisation in the following year.

Median: 54%

| | | |
|----|---|-----|
| 49 | Employ NZ | 57% |
| 50 | Horizon Education Limited | 57% |
| 51 | Agriculture New Zealand | 56% |
| 52 | Corporate Academy Group | 55% |
| 53 | Wai Ora Christian Community Trust | 55% |
| 54 | Abel Tasman Educational Trust | 54% |
| 55 | Regent Training Centre Limited | 54% |
| 56 | Kokiri Training Centre | 54% |
| 57 | Orongomai Marae Community Centre Trust | 53% |
| 58 | Target Education | 53% |
| 59 | Kershaw Training Enterprises | 52% |
| 60 | Skills Update Training Institute | 52% |
| 61 | School of Business Ltd | 51% |
| 62 | Trade and Commerce Centre | 50% |
| 63 | C Hayes Engineering Training Division | 50% |
| 63 | Hair to Train | 50% |
| 65 | ATC New Zealand | 50% |
| 66 | Martin-Hautus | 49% |
| 67 | BEST Pacific Institute of Education Ltd | 49% |
| 68 | ACTS Institute of New Zealand | 48% |
| 69 | FEATS Ltd | 48% |
| 70 | Gisborne Development Incorporated | 47% |
| 71 | Taratahi Agricultural Training Centre | 47% |
| 72 | Academy Group (NZ) Limited | 47% |

Disclaimer: The results in this report are generated from data submitted by Tertiary Education Organisations. While efforts have been made to verify the information, the Tertiary Education Commission does not attest to the accuracy or completeness of the results.

The Performance of Tertiary Education Organisations

www.tec.govt.nz



Tertiary Education Commission
Te Amorangi Mātauranga Matua

Taranaki Educare

Organisation Type: **Private Training Establishment**

Year: **2015** Fund: **Youth Guarantee**

Successful Completion of Courses

This measure shows the proportion of courses in a given year that are successfully completed.

Median: 61%

| | | |
|----|---|-----|
| 73 | Pacific Coast Technical Institute | 51% |
| 74 | Front-Line Training Consultancy Limited | 51% |
| 75 | G & H Training | 50% |
| 76 | Golden Bay Work Centre Trust | 50% |
| 77 | Nelson Technical Institute Ltd | 50% |
| 78 | Te Kokiri Development Consultancy Inc | 50% |
| 79 | School of Business Ltd | 50% |
| 80 | Maniapoto Training Agency | 47% |
| 81 | Matapuna Training Centre | 47% |
| 82 | Dunedin Training Centre | 46% |
| 83 | Morrinsville Training Centre Ltd | 44% |
| 84 | Career NetWork Ltd | 43% |
| 85 | Greymouth Life Learning Centre | 43% |
| 86 | Te Kotahitanga Training | 38% |
| 87 | Workforce Development Limited | 38% |
| 88 | Whakato Te Matauranga | 38% |
| 89 | The College of Future Learning NZ Ltd | 35% |
| 90 | KIWA Institute of Education | 34% |
| 91 | Gisborne Development Incorporated | 31% |
| 92 | VETEL | 31% |
| 93 | Metal Tech Education Ltd | 30% |
| 94 | Quality Training Services | 29% |
| 95 | Abel Tasman Educational Trust | 28% |
| 96 | Tautoko Work Trust | 25% |

Completion of Qualifications

This measure shows the proportion of students in a given year who complete a qualification.

Median: 62%

| | | |
|----|--|-----|
| 73 | Academy Group (NZ) Limited | 42% |
| 74 | VETEL | 42% |
| 75 | Taratahi Agricultural Training Centre | 41% |
| 76 | Te Kokiri Development Consultancy Inc | 40% |
| 77 | The College of Future Learning NZ Ltd | 39% |
| 78 | Bay Agricultural Training Limited | 38% |
| 79 | Orongomai Marae Community Centre Trust | 37% |
| 80 | Te Kotahitanga Training | 36% |
| 81 | Whakato Te Matauranga | 35% |
| 82 | Golden Bay Work Centre Trust | 30% |
| 83 | KIWA Institute of Education | 30% |
| 84 | The Methodist Mission | 23% |
| 85 | Te Arawa Lakes Trust | 23% |
| 86 | Gisborne Development Incorporated | 20% |
| 87 | Workforce Development Limited | 20% |
| 88 | Te Kaupapa Training Limited | 17% |
| 89 | Dunedin Training Centre | 17% |
| 90 | Quality Training Services | 17% |
| 91 | Avon City Ford Training Services | 9% |
| 92 | Metal Tech Education Ltd | 7% |
| 93 | 2 Meke Training Limited | |
| 93 | Advanced Training Academy Limited | |
| 93 | Bounce Back Training | |
| 93 | Greymouth Life Learning Centre | |

Student Progression to Higher Level Study

This measure shows the proportion of students in a given year who progress to study at a higher level after completing a qualification at levels 1 - 4.

Median: 33%

| | | |
|----|---------------------------------------|-----|
| 71 | Horizon Education Limited | 20% |
| 74 | Maniapoto Training Agency | 20% |
| 75 | Regent Training Centre Limited | 18% |
| 76 | Kokiri Marae Keriana Olsen Trust | 17% |
| 77 | Ag Challenge Limited | 17% |
| 77 | Gisborne Development Incorporated | 17% |
| 77 | School of Business Ltd | 17% |
| 80 | HLC | 11% |
| 81 | Agriculture New Zealand | 10% |
| 82 | EnterpriseMIT | 10% |
| 83 | Nelson Training Centre | 8% |
| 84 | Responsive Trade Education Limited | 5% |
| 85 | Advanced Training Academy Limited | 0% |
| 85 | Bay Agricultural Training Limited | 0% |
| 85 | Bounce Back Training | 0% |
| 85 | C Hayes Engineering Training Division | 0% |
| 85 | Maata Waka Enterprises | 0% |
| 85 | Ngati Ruanui Tahua Iwi Authority Inc | 0% |
| 85 | Premier Hairdressing Academy | 0% |
| 85 | Te Kotahitanga E Mahi Kaha Trust | 0% |
| 85 | The Methodist Mission | 0% |
| 85 | Wai Ora Christian Community Trust | 0% |
| 85 | YWCA Christchurch Inc | 0% |

Students Retained in Study

This measure shows the proportion of students in a given year that complete a qualification or re-enrol at the same tertiary education organisation in the following year.

Median: 54%

| | | |
|----|-------------------------------------|-----|
| 73 | New Zealand Equine Training Limited | 46% |
| 74 | 2 Meke Training Limited | 45% |
| 75 | The Methodist Mission | 45% |
| 76 | G & H Training | 45% |
| 77 | SENZ Training and Employment Centre | 44% |
| 78 | Golden Bay Work Centre Trust | 42% |
| 79 | The Salvation Army Employment Plus | 41% |
| 80 | VisionWest Community Trust | 41% |
| 81 | Workforce Development Limited | 39% |
| 82 | Career NetWork Ltd | 39% |
| 83 | Metal Tech Education Ltd | 38% |
| 84 | Whakato Te Matauranga | 33% |
| 85 | Quality Training Services | 32% |
| 86 | Morrinsville Training Centre Ltd | 30% |
| 87 | SPI Institute Limited | 28% |
| 88 | Te Kaupapa Training Limited | 25% |
| 88 | Te Kotahitanga E Mahi Kaha Trust | 25% |
| 88 | Te Kotahitanga Training | 25% |
| 91 | Dunedin Training Centre | 23% |
| 92 | Enrich+ | 21% |
| 92 | Maata Waka Enterprises | 21% |
| 94 | Greymouth Life Learning Centre | 21% |
| 95 | Te Arawa Lakes Trust | 20% |
| 96 | EnterpriseMIT | 18% |

Disclaimer: The results in this report are generated from data submitted by Tertiary Education Organisations. While efforts have been made to verify the information, the Tertiary Education Commission does not attest to the accuracy or completeness of the results.

The Performance of Tertiary Education Organisations

www.tec.govt.nz



Tertiary Education Commission
Te Amorangi Mātauranga Matua

Taranaki Educare

Organisation Type: **Private Training Establishment**

Year: **2015** Fund: **Youth Guarantee**

Successful Completion of Courses

This measure shows the proportion of courses in a given year that are successfully completed.

Median: 61%

| | | |
|-----|-----------------------------------|-----|
| 97 | Maata Waka Enterprises | 23% |
| 98 | YWCA Christchurch Inc | 19% |
| 99 | Advanced Training Academy Limited | 18% |
| 100 | 2 Meke Training Limited | 10% |
| 101 | Martin-Hautus | 2% |
| 102 | Bounce Back Training | 0% |

Completion of Qualifications

This measure shows the proportion of students in a given year who complete a qualification.

Median: 62%

| | | |
|----|----------------------------------|--|
| 93 | Maata Waka Enterprises | |
| 93 | Martin-Hautus | |
| 93 | Tautoko Work Trust | |
| 93 | Trade Education Limited | |
| 93 | Westport Deep Sea Fishing School | |
| 93 | YWCA Christchurch Inc | |

Student Progression to Higher Level Study

This measure shows the proportion of students in a given year who progress to study at a higher level after completing a qualification at levels 1 - 4.

Median: 33%

Students Retained in Study

This measure shows the proportion of students in a given year that complete a qualification or re-enrol at the same tertiary education organisation in the following year.

Median: 54%

| | | |
|-----|--|-----|
| 97 | Trade Education Limited | 18% |
| 98 | Westport Deep Sea Fishing School | 17% |
| 99 | Ngati Ruanui Tahua Iwi Authority Inc | 9% |
| 100 | YWCA Christchurch Inc | 8% |
| 101 | Bounce Back Training | 8% |
| 102 | Advanced Training Academy Limited | 5% |
| 103 | Mara Marketing Limited | 4% |
| 104 | Auckland City Training School | 0% |
| 104 | Ngati Awa Tertiary Training Organisation | 0% |
| 104 | South Pacific Academy of Education | 0% |
| 104 | Tautoko Work Trust | 0% |

Disclaimer: The results in this report are generated from data submitted by Tertiary Education Organisations. While efforts have been made to verify the information, the Tertiary Education Commission does not attest to the accuracy or completeness of the results.