



The Private Training Establishment sector

Year: 2015

Fund: Student Achievement Component



Successful Completion of Courses

| | |
|-----------|-----|
| Level 1-2 | 77% |
| Level 3-4 | 80% |
| Level 5-6 | 82% |
| Level 7-8 | 84% |

This measure shows the proportion of courses in a given year that are successfully completed.



Completion of Qualifications

| | |
|------------|------|
| Level 1-2 | 73% |
| Level 3-4 | 74% |
| Level 5-6 | 76% |
| Level 7-8 | 86% |
| Level 9-10 | 100% |

This measure shows the proportion of students in a given year who complete a qualification.



Student Progression to Higher Level Study

| | |
|---------|-----|
| Level 1 | 58% |
| Level 2 | 35% |
| Level 3 | 37% |
| Level 4 | 27% |

This measure shows the proportion of students in a given year who progress to study at a higher level after completing a qualification at levels 1 - 4.



Students Retained in Study

| | |
|------------|-----|
| Level 1-2 | 70% |
| Level 3-4 | 65% |
| Level 5-6 | 60% |
| Level 7-8 | 77% |
| Level 9-10 | 79% |

This measure shows the proportion of students in a given year that complete a qualification or re-enrol at the same tertiary education organisation in the following year.

About the Private Training Establishment sector Government expectations of the Private Training Establishment sector

In 2015 the TEC funded 227 Private Training Establishments (PTEs) through its Student Achievement Component fund and/or Youth Guarantee fund.

The size and characteristics of PTEs vary. Smaller specialised PTEs may offer a single qualification for fewer than 20 equivalent full-time students (EFTS). The largest PTEs may offer a range of qualifications to over a thousand EFTS. For these reasons comparing PTEs may be difficult.

The government expects PTEs to:

- Work with employers to ensure provision meets employment and industry needs
- Get at-risk young people into a career or further education
- Enable Maori and Pasifika learners to progress from foundation level education to higher levels of learning
- Improve adult literacy and numeracy

Tertiary Education Strategy

The Tertiary Education Strategy (TES) sets high expectations for TEO performance and attaining better outcomes especially for skills for industry, Maori and Pasifika learners, at risk young people and for adult literacy and numeracy.

Context

Number of students in total: 43,093

Number of equivalent full-time student places: 24,664

| Student ethnicity* | | Level of study | |
|--------------------|-----|----------------|-----|
| European | 53% | Level 1-2 | 7% |
| Maori | 30% | Level 3-4 | 44% |
| Pacific | 17% | Level 5-6 | 31% |
| Asian | 9% | Level 7-8 | 18% |
| Other | 4% | Level 9-10 | 0% |

*Total may exceed 100% as some students identify with more than one ethnicity.

The Performance of Tertiary Education Organisations

www.tec.govt.nz



Tertiary Education Commission
Te Amorangi Mātauranga Matua

Te Wananga Takiura

Organisation Type: Private Training Establishment

Year: 2015 Fund: Student Achievement Component

Successful Completion of Courses

| | | |
|---------------------|------------|-----|
| All Levels of Study | Level 1-2 | * |
| 85% | Level 3-4 | 88% |
| | Level 5-6 | * |
| | Level 7-8 | 80% |
| | Level 9-10 | * |

* Information is not available for this level group.

Completion of Qualifications

| | | |
|---------------------|------------|-----|
| All Levels of Study | Level 1-2 | * |
| 84% | Level 3-4 | 83% |
| | Level 5-6 | * |
| | Level 7-8 | 86% |
| | Level 9-10 | * |

* Information is not available for this level group.

Student Progression to Higher Level Study

| | | |
|-------------------|---------|-----|
| Level 1 - 4 Study | Level 1 | * |
| 52% | Level 2 | * |
| | Level 3 | * |
| | Level 4 | 52% |

* Information is not available for this level group.

Students Retained in Study

| | | |
|---------------------|------------|-----|
| All Levels of Study | Level 1-2 | * |
| 83% | Level 3-4 | 88% |
| | Level 5-6 | * |
| | Level 7-8 | 79% |
| | Level 9-10 | * |

* Information is not available for this level group.

This measure shows the proportion of courses in a given year that are successfully completed.

This measure shows the proportion of students in a given year who complete a qualification.

This measure shows the proportion of students in a given year who progress to study at a higher level after completing a qualification at levels 1 - 4.

This measure shows the proportion of students in a given year that complete a qualification or re-enrol at the same tertiary education organisation in the following year.

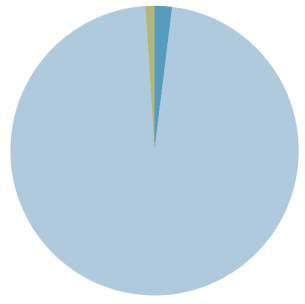
Context

EFTS*: 98
Students: 101

Further information about student characteristics may be available on the organisation's website.

* Number of equivalent full time students.

Student Ethnicity*



| | |
|----------|-----|
| European | 2% |
| Maori | 97% |
| Pacific | 0% |
| Asian | 0% |
| Other | 1% |

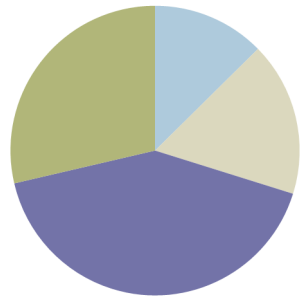
* Total may exceed 100% as some students identify with more than one ethnicity.

Level of Study



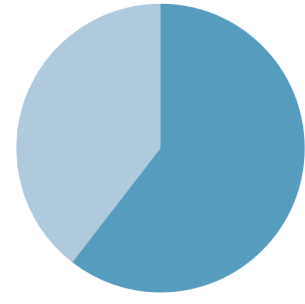
| | |
|----------------------------|-----|
| L1-2 Certificates | 0% |
| L3-4 Certificates | 60% |
| L5-6 Diplomas & Grad Certs | 0% |
| L7-8 Degrees & Postgrad | 40% |
| L9-10 Masters & Doctorates | 0% |

Student Age



| | |
|--------------------|-----|
| 17 Years and Under | 0% |
| 18 - 19 | 13% |
| 20 - 24 | 17% |
| 25 - 39 | 42% |
| 40 Years and Over | 29% |

Subject Area



| | |
|-----------------------------|-----|
| Society & Culture | 60% |
| Education | 40% |
| Unknown | 0% |
| Natural & Physical Sciences | 0% |
| Other | 0% |

Contacts

PO Box 24177
Royal Oak
AUCKLAND 1345
New Zealand
09 625 6226

<http://www.twt.ac.nz>

Disclaimer: The results in this report are generated from data submitted by Tertiary Education Organisations. While efforts have been made to verify the information, the Tertiary Education Commission does not attest to the accuracy or completeness of the results.

The Performance of Tertiary Education Organisations

www.tec.govt.nz



Tertiary Education Commission
Te Amorangi Mātauranga Matua

Te Wananga Takiura

Organisation Type: **Private Training Establishment**
Year: **2015** Fund: **Student Achievement Component**

Successful Completion of Courses

This measure shows the proportion of courses in a given year that are successfully completed.

Median: 83%

| | | |
|----|--|------|
| 1 | New Zealand Training Centre | 100% |
| 1 | North Shore Helicopter Training Ltd | 100% |
| 1 | Techtorium NZ Institute of IT Ltd | 100% |
| 4 | Vineyard College | 99% |
| 5 | Eastwest Coll of Intercultural Studies | 99% |
| 6 | Safety N Action Limited | 99% |
| 7 | Capital Training | 98% |
| 8 | New Zealand Skydiving School Ltd | 98% |
| 9 | Praxis | 97% |
| 10 | Taranaki Educare | 97% |
| 11 | New Zealand College of Chiropractic | 97% |
| 12 | Hillary Outdoors Education Centres | 97% |
| 13 | Alpha Training Centre | 97% |
| 14 | North Shore Language School | 97% |
| 15 | Mr Barber Training Centre | 97% |
| 16 | Wanaka Helicopters Limited | 97% |
| 17 | Pathways Bible and Mission College | 97% |
| 18 | MSL Training Ltd | 97% |
| 19 | Manaaki Ora | 96% |
| 20 | Good Shepherd College - Te Heparā Pai | 96% |
| 21 | Airways Training Centre | 96% |
| 22 | Aperfield Montessori Trust | 96% |
| 23 | Nelson Aviation College | 95% |
| 24 | Turanga Ararau | 95% |

Completion of Qualifications

This measure shows the proportion of students in a given year who complete a qualification.

Median: 79%

| | | |
|----|--|------|
| 1 | Agriculture New Zealand | 100% |
| 1 | Airways Training Centre | 100% |
| 1 | Ardmore Flying School | 100% |
| 1 | Capital Training | 100% |
| 1 | East Auckland Performing Arts Limited | 100% |
| 1 | Elite Int School Of Beauty Therapy | 100% |
| 1 | Hungry Creek Art and Crafts School | 100% |
| 1 | International Aviation Academy of NZ Ltd | 100% |
| 1 | Manaaki Ora | 100% |
| 1 | Nelson Aviation College | 100% |
| 1 | New Zealand College of Chiropractic | 100% |
| 1 | New Zealand Tertiary College Limited | 100% |
| 1 | New Zealand Training Centre | 100% |
| 1 | NZ College of Massage | 100% |
| 1 | NZ School of Acupuncture & TCM | 100% |
| 1 | Praxis | 100% |
| 1 | Southern Wings Limited | 100% |
| 1 | Te Tari Puna Ora O Aotearoa/NZ Childcare | 100% |
| 1 | The Learning Connexion Limited | 100% |
| 1 | Toi Whakaari: NZ Drama School | 100% |
| 1 | Vineyard College | 100% |
| 1 | Whitecliffe College of Arts and Design | 100% |
| 23 | Techtorium NZ Institute of IT Ltd | 99% |
| 24 | Auckland East City Elim Church | 99% |

Student Progression to Higher Level Study

This measure shows the proportion of students in a given year who progress to study at a higher level after completing a qualification at levels 1 - 4.

Median: 26%

| | | |
|----|--|------------|
| 1 | Laidlaw College Incorporated | 100% |
| 2 | Patrick's School of Hairdressing Limited | 88% |
| 3 | Hungry Creek Art and Crafts School | 83% |
| 4 | NZ School of Outdoor Studies Limited | 83% |
| 5 | ACG Yoobee School of Design. | 78% |
| 6 | Faith Bible College | 77% |
| 7 | Whitecliffe College of Arts and Design | 70% |
| 8 | AIS St Helens | 67% |
| 8 | Te Roopu A Iwi o Te Arawa | 67% |
| 10 | Pacific Training Institute (PTI) | 65% |
| 11 | Peter Minturn (NZ) Goldsmith School | 63% |
| 12 | New Zealand Inst of Fashion Tech Ltd | 62% |
| 13 | Praxis | 61% |
| 14 | Whitireia New Zealand Limited | 59% |
| 15 | MSL Training Ltd | 56% |
| 16 | ACG Tertiary & Careers | 54% |
| 17 | International Travel College of NZ | 54% |
| 18 | New Zealand School of Tourism | 53% |
| 19 | Te Wananga Takiura | 52% |
| 20 | National Council of YMCAs of New Zealand | 52% |
| 21 | Hillary Outdoors Education Centres | 50% |
| 22 | New Zealand Management Academies | 49% |
| 23 | NZ College of Massage | 48% |
| 24 | The Learning Connexion Limited | 47% |

Students Retained in Study

This measure shows the proportion of students in a given year that complete a qualification or re-enrol at the same tertiary education organisation in the following year.

Median: 74%

| | | |
|----|--|------|
| 1 | Community Colleges New Zealand Ltd | 100% |
| 1 | Taranaki Educare | 100% |
| 3 | Institute of Professional Legal Studies | 98% |
| 4 | Mr Barber Training Centre | 97% |
| 5 | College of Law NZ | 97% |
| 6 | New Zealand School of Radio Limited | 96% |
| 7 | Vineyard College | 95% |
| 8 | Peter Minturn (NZ) Goldsmith School | 95% |
| 9 | Toi Whakaari: NZ Drama School | 94% |
| 10 | New Zealand College of Chiropractic | 94% |
| 11 | Techtorium NZ Institute of IT Ltd | 94% |
| 12 | Evolution School of Holistic Therapies | 94% |
| 13 | New Zealand School of Tourism | 94% |
| 14 | North Shore Language School | 93% |
| 15 | Airways Training Centre | 92% |
| 16 | EnterpriseMIT | 92% |
| 17 | Whitecliffe College of Arts and Design | 91% |
| 18 | AIS St Helens | 91% |
| 19 | Southern Wings Limited | 91% |
| 20 | NZ Inst of Electrolysis & Beauty Therapy | 90% |
| 21 | Rangi Ruru Early Childhood College | 90% |
| 21 | School of Business Ltd | 90% |
| 23 | People Potential Limited | 89% |
| 24 | Kyewood Equestrian Centre Limited | 89% |

Disclaimer: The results in this report are generated from data submitted by Tertiary Education Organisations. While efforts have been made to verify the information, the Tertiary Education Commission does not attest to the accuracy or completeness of the results.

The Performance of Tertiary Education Organisations

www.tec.govt.nz



Tertiary Education Commission
Te Amorangi Mātauranga Matua

Te Wananga Takiura

Organisation Type: **Private Training Establishment**

Year: **2015**

Fund: **Student Achievement Component**

Successful Completion of Courses

This measure shows the proportion of courses in a given year that are successfully completed.

Median: 83%

| | | |
|----|--|-----|
| 25 | College of Law NZ | 95% |
| 26 | Auckland City Training School | 95% |
| 27 | Auckland East City Elim Church | 94% |
| 28 | Target Education | 94% |
| 29 | Aromaflex Academy | 94% |
| 30 | Whitecliffe College of Arts and Design | 94% |
| 31 | Institute of Professional Legal Studies | 94% |
| 32 | Peter Minturn (NZ) Goldsmith School | 94% |
| 33 | The Hairdressing College | 94% |
| 34 | HLC | 93% |
| 35 | NZ School of Food and Wine Ltd | 93% |
| 36 | Academy of Diving Trust | 92% |
| 37 | NZ School of Acupuncture & TCM | 92% |
| 38 | Faith Bible College | 92% |
| 39 | New Zealand School of Tourism | 92% |
| 40 | New Zealand Management Academies | 92% |
| 41 | Air New Zealand Aviation Institute | 92% |
| 42 | Polyethnic Institute of Studies | 92% |
| 43 | Southern Wings Limited | 92% |
| 44 | Queenstown Resort College | 92% |
| 45 | Kyrewood Equestrian Centre Limited | 91% |
| 46 | NZ School of Outdoor Studies Limited | 91% |
| 47 | Te Tari Puna Ora O Aotearoa/NZ Childcare | 90% |
| 48 | CPS Training | 90% |

Completion of Qualifications

This measure shows the proportion of students in a given year who complete a qualification.

Median: 79%

| | | |
|----|---|-----|
| 25 | Academy of Diving Trust | 98% |
| 26 | North Shore Language School | 98% |
| 27 | Institute of Professional Legal Studies | 97% |
| 28 | Avonmore Tertiary Institute | 97% |
| 29 | AMS Group Training | 97% |
| 30 | Corporate Academy Group | 96% |
| 31 | AIS St Helens | 96% |
| 32 | Wanaka Helicopters Limited | 96% |
| 33 | Vet Nurse plus Limited | 95% |
| 34 | College of Law NZ | 95% |
| 35 | The Hairdressing College | 95% |
| 36 | Mr Barber Training Centre | 94% |
| 37 | New Zealand Skydiving School Ltd | 94% |
| 38 | MSL Training Ltd | 94% |
| 39 | Turanga Ararau | 93% |
| 40 | Auckland City Training School | 93% |
| 41 | New Zealand School of Radio Limited | 93% |
| 42 | NZ School of Food and Wine Ltd | 93% |
| 43 | New Zealand School of Tourism | 92% |
| 44 | Faith Bible College | 92% |
| 45 | Future Skills Academy Limited | 92% |
| 46 | SAE Institute | 92% |
| 47 | Training For You Limited | 91% |
| 48 | New Zealand Management Academies | 91% |

Student Progression to Higher Level Study

This measure shows the proportion of students in a given year who progress to study at a higher level after completing a qualification at levels 1 - 4.

Median: 26%

| | | |
|----|--|-----|
| 25 | Excel Ministries - Performing Arts | 47% |
| 26 | Hair to Train | 46% |
| 27 | Auckland East City Elim Church | 46% |
| 28 | Naturopathic College of New Zealand | 45% |
| 29 | Lifeway College | 43% |
| 30 | New Zealand Welding School | 43% |
| 31 | BEST Pacific Institute of Education Ltd | 43% |
| 32 | Auckland City Training School | 43% |
| 33 | Te Kohanga Reo National Trust Board | 42% |
| 34 | VETEL | 41% |
| 35 | Future Skills Academy Limited | 40% |
| 36 | The Hairdressing College | 39% |
| 37 | NZ Institute of Education 2007 Limited | 39% |
| 38 | Design and Arts College of NZ Ltd | 38% |
| 38 | Palmerston North School of Design Ltd | 38% |
| 38 | SENZ Training and Employment Centre | 38% |
| 41 | Academy of Diving Trust | 38% |
| 42 | The Cut Above Academy Limited | 36% |
| 43 | Martin-Hautus | 35% |
| 44 | Servilles Academy Limited | 34% |
| 45 | Evolution School of Holistic Therapies | 34% |
| 46 | The Hairdressing Academy & Col of Beauty | 34% |
| 47 | Taranaki Educare | 33% |
| 47 | Te Kura Motuhake o Te Ataarangi Inc | 33% |

Students Retained in Study

This measure shows the proportion of students in a given year that complete a qualification or re-enrol at the same tertiary education organisation in the following year.

Median: 74%

| | | |
|----|--|-----|
| 24 | Vet Nurse plus Limited | 89% |
| 26 | Land Based Training Limited | 89% |
| 27 | South Seas Film & Television School Ltd | 89% |
| 28 | Blueprint for Learning | 88% |
| 29 | Advance Training Centres | 87% |
| 30 | Academy of Diving Trust | 87% |
| 31 | Ashton Warner Nanny Academy | 87% |
| 32 | The National School of Aesthetics | 87% |
| 33 | Harrington\Vaughan Academy of Hairdress | 87% |
| 34 | Auckland East City Elim Church | 87% |
| 35 | Te Kura Motuhake o Te Ataarangi Inc | 86% |
| 36 | Nelson Aviation College | 86% |
| 37 | Te Tari Puna Ora O Aotearoa/NZ Childcare | 86% |
| 38 | Media Design School Limited | 85% |
| 39 | NZ Graduate School of Education Limited | 85% |
| 40 | Air New Zealand Aviation Institute | 85% |
| 41 | Queenstown Resort College | 85% |
| 42 | The Hairdressing College | 85% |
| 43 | Praxis | 84% |
| 44 | NZ Institute of Education 2007 Limited | 84% |
| 45 | MSL Training Ltd | 84% |
| 46 | New Zealand Skydiving School Ltd | 84% |
| 46 | New Zealand Training Centre | 84% |
| 48 | CPS Training | 84% |

Disclaimer: The results in this report are generated from data submitted by Tertiary Education Organisations. While efforts have been made to verify the information, the Tertiary Education Commission does not attest to the accuracy or completeness of the results.



Te Wananga Takiura

Organisation Type: **Private Training Establishment**

Year: **2015**

Fund: **Student Achievement Component**

Successful Completion of Courses

This measure shows the proportion of courses in a given year that are successfully completed.

Completion of Qualifications

This measure shows the proportion of students in a given year who complete a qualification.

Student Progression to Higher Level Study

This measure shows the proportion of students in a given year who progress to study at a higher level after completing a qualification at levels 1 - 4.

Students Retained in Study

This measure shows the proportion of students in a given year that complete a qualification or re-enrol at the same tertiary education organisation in the following year.

Median: 83%

| | | |
|----|--|-----|
| 49 | Toi Whakaari: NZ Drama School | 90% |
| 50 | Catholic Institute of Aotearoa NZ | 90% |
| 51 | Ashton Warner Nanny Academy | 90% |
| 52 | New Zealand Tertiary College Limited | 90% |
| 53 | Royal Business College Limited | 90% |
| 54 | International Aviation Academy of NZ Ltd | 89% |
| 55 | New Zealand School of Radio Limited | 89% |
| 56 | ITTI | 89% |
| 57 | Samala Robinson Academy Ltd | 89% |
| 58 | Vet Nurse plus Limited | 88% |
| 59 | Ardmore Flying School | 88% |
| 60 | North Shore International Academy (NSIA) | 88% |
| 61 | Waikato Institute of Education | 88% |
| 62 | Premier Hairdressing Academy | 88% |
| 63 | Sue's Computer Training Company | 88% |
| 64 | New Zealand College of Chinese Medicine | 88% |
| 65 | Pacific Int Hotel Management School Ltd | 88% |
| 66 | Bethlehem Institute Limited | 87% |
| 67 | Porse Education & Training | 87% |
| 68 | NZ Institute of Education 2007 Limited | 87% |
| 69 | NZ College of Massage | 87% |
| 70 | Advance Training Centres | 87% |
| 71 | Crown Institute of Studies | 87% |
| 72 | South Seas Film & Television School Ltd | 86% |

Median: 79%

| | | |
|----|---|------------|
| 49 | Kyewood Equestrian Centre Limited | 90% |
| 50 | Eastwest Coll of Intercultural Studies | 90% |
| 51 | Ashton Warner Nanny Academy | 90% |
| 52 | NZ School of Outdoor Studies Limited | 90% |
| 53 | Target Education | 90% |
| 54 | Porse Education & Training | 89% |
| 55 | Polyethnic Institute of Studies | 89% |
| 56 | New Zealand College of Chinese Medicine | 89% |
| 57 | Pacific Int Hotel Management School Ltd | 87% |
| 58 | Catholic Institute of Aotearoa NZ | 86% |
| 59 | The Cut Above Academy Limited | 86% |
| 60 | EnterpriseMIT | 86% |
| 61 | Premier Hairdressing Academy | 85% |
| 62 | HLC | 85% |
| 63 | Peter Minturn (NZ) Goldsmith School | 85% |
| 64 | Skills 4 Work Incorporated | 85% |
| 65 | ICL Business School | 85% |
| 66 | Laidlaw College Incorporated | 85% |
| 67 | Taratahi Agricultural Training Centre | 84% |
| 68 | Air New Zealand Aviation Institute | 84% |
| 69 | Te Wananga Takiura | 84% |
| 70 | Royal Business College Limited | 83% |
| 71 | CPS Training | 83% |
| 72 | Wellcare Education Limited | 82% |

Median: 26%

| | | |
|----|--|-----|
| 49 | Avonmore Tertiary Institute | 33% |
| 50 | Academy Group (NZ) Limited | 31% |
| 51 | Tipu Ora | 31% |
| 52 | Elliott Hairdressing Training Centre Ltd | 30% |
| 52 | Harrington/Vaughan Academy of Hairdress | 30% |
| 54 | Advance Training Centres | 29% |
| 55 | Quantum Education Group Limited | 28% |
| 56 | Quantum Education Group ES Ltd | 28% |
| 57 | Cornerstone Education | 28% |
| 58 | Waikato School of Hairdressing Limited | 28% |
| 59 | Elite Int School Of Beauty Therapy | 28% |
| 60 | EastBay Rural Education Activities Inc. | 27% |
| 61 | Corporate Academy Group | 27% |
| 62 | Onsite Education | 27% |
| 63 | EDENZ Colleges Ltd | 26% |
| 64 | The Professional Bar & Restaurant School | 26% |
| 65 | English Teaching College | 26% |
| 66 | Ashton Warner Nanny Academy | 25% |
| 66 | ITTI | 25% |
| 66 | Kyewood Equestrian Centre Limited | 25% |
| 69 | People Potential Limited | 25% |
| 70 | Solomon Group | 24% |
| 71 | DAS International Academy | 24% |
| 72 | ATC New Zealand | 23% |

Median: 74%

| | | |
|----|---|------------|
| 49 | New Zealand Tertiary College Limited | 83% |
| 50 | South Pacific Bible College | 83% |
| 50 | Te Wananga Takiura | 83% |
| 52 | Porse Education & Training | 83% |
| 53 | New Zealand Institute of Sport | 83% |
| 54 | EDENZ Colleges Ltd | 83% |
| 55 | Skills 4 Work Incorporated | 83% |
| 56 | Animation College New Zealand Limited | 82% |
| 57 | Servilles Academy Limited | 82% |
| 58 | Palmerston North School of Design Ltd | 82% |
| 59 | Solomon Group | 82% |
| 60 | ACG Tertiary & Careers | 82% |
| 61 | East Auckland Performing Arts Limited | 82% |
| 62 | Future Skills Academy Limited | 82% |
| 63 | NZ College of Massage | 82% |
| 64 | New Zealand College of Chinese Medicine | 81% |
| 65 | Target Education | 81% |
| 66 | IPU New Zealand | 81% |
| 67 | Alpha Training Centre | 80% |
| 67 | Good Shepherd College - Te Heparā Pai | 80% |
| 69 | Agriculture New Zealand | 80% |
| 70 | Workforce Development Limited | 79% |
| 71 | The Cut Above Academy Limited | 79% |
| 72 | Nelson Technical Institute Ltd | 79% |

Disclaimer: The results in this report are generated from data submitted by Tertiary Education Organisations. While efforts have been made to verify the information, the Tertiary Education Commission does not attest to the accuracy or completeness of the results.

The Performance of Tertiary Education Organisations

www.tec.govt.nz



Tertiary Education Commission
Te Amorangi Mātauranga Matua

Te Wananga Takiura

Organisation Type: Private Training Establishment

Year: 2015

Fund: Student Achievement Component

Successful Completion of Courses

This measure shows the proportion of courses in a given year that are successfully completed.

Completion of Qualifications

This measure shows the proportion of students in a given year who complete a qualification.

Student Progression to Higher Level Study

This measure shows the proportion of students in a given year who progress to study at a higher level after completing a qualification at levels 1 - 4.

Students Retained in Study

This measure shows the proportion of students in a given year that complete a qualification or re-enrol at the same tertiary education organisation in the following year.

| | Median: | 83% |
|-----------|--|------------|
| 73 | New Zealand Institute of Sport | 86% |
| 74 | Hungry Creek Art and Crafts School | 86% |
| 75 | Avonmore Tertiary Institute | 86% |
| 76 | Animation College New Zealand Limited | 86% |
| 77 | Carey Baptist College | 86% |
| 78 | Te Wananga Whare Tapere O Takitimu | 85% |
| 79 | Wellpark College | 85% |
| 80 | Bay of Plenty College of Homeopathy Ltd | 85% |
| 81 | Corporate Academy Group | 85% |
| 82 | Skills 4 Work Incorporated | 85% |
| 83 | Agriculture New Zealand | 85% |
| 84 | Te Wananga Takiura | 85% |
| 85 | ACG Tertiary & Careers | 85% |
| 86 | Naturopathic College of New Zealand | 84% |
| 87 | DAS International Academy | 84% |
| 88 | KIWA Institute of Education | 84% |
| 89 | EnterpriseMIT | 84% |
| 90 | Alphacrusis International College | 83% |
| 91 | The Cut Above Academy Limited | 83% |
| 92 | ACG Yoobee School of Design. | 83% |
| 93 | NZ Inst of Electrolysis & Beauty Therapy | 83% |
| 94 | The National School of Aesthetics | 83% |
| 95 | South Pacific College of Natural Medicin | 83% |
| 96 | NZ Graduate School of Education Limited | 83% |

| | Median: | 79% |
|----|--|-----|
| 73 | International College of Camille | 82% |
| 74 | Blueprint for Learning | 82% |
| 75 | ACG Tertiary & Careers | 82% |
| 76 | The Methodist Mission | 81% |
| 77 | Hillary Outdoors Education Centres | 81% |
| 78 | Bay of Plenty College of Homeopathy Ltd | 81% |
| 79 | Land Based Training Limited | 81% |
| 80 | Carey Baptist College | 81% |
| 81 | NZ Institute of Education 2007 Limited | 80% |
| 82 | International Travel College of NZ | 80% |
| 83 | People Potential Limited | 80% |
| 84 | ACG Yoobee School of Design. | 80% |
| 85 | NZ Inst of Electrolysis & Beauty Therapy | 79% |
| 86 | School of Business Ltd | 79% |
| 87 | KIWA Institute of Education | 79% |
| 88 | Solomon Group | 79% |
| 89 | Sue's Computer Training Company | 79% |
| 90 | New Zealand School of Education Limited | 78% |
| 91 | Skills Update Training Institute | 78% |
| 92 | Excel Ministries - Performing Arts | 78% |
| 93 | South Seas Film & Television School Ltd | 78% |
| 94 | Advance Training Centres | 78% |
| 95 | NZ Graduate School of Education Limited | 78% |
| 96 | Community Colleges New Zealand Ltd | 78% |

| | Median: | 26% |
|----|---|-----|
| 73 | Crown Institute of Studies | 23% |
| 74 | Community Colleges New Zealand Ltd | 22% |
| 75 | North Shore Language School | 21% |
| 76 | Auckland Hotel & Chefs Training School | 20% |
| 77 | Taratahi Agricultural Training Centre | 20% |
| 78 | New Zealand School of Radio Limited | 19% |
| 79 | Tectra Limited | 19% |
| 80 | Quantum Education Group QT Limited | 18% |
| 81 | International College of Camille | 18% |
| 82 | Land Based Training Limited | 16% |
| 83 | Manaakitanga Aotearoa Charitable Trust | 16% |
| 84 | Polyethnic Institute of Studies | 16% |
| 85 | Workforce Development Limited | 16% |
| 86 | New Zealand Institute of Sport | 15% |
| 87 | Sue's Computer Training Company | 15% |
| 87 | Vineyard College | 15% |
| 89 | New Zealand School of Education Limited | 15% |
| 90 | Turanga Ararau | 15% |
| 91 | National College of Security Personnel | 14% |
| 92 | Alphacrusis International College | 13% |
| 92 | Training For You Limited | 13% |
| 94 | The National School of Aesthetics | 12% |
| 95 | KIWA Institute of Education | 11% |
| 96 | Premier Hairdressing Academy | 11% |

| | Median: | 74% |
|----|---|-----|
| 73 | Training For You Limited | 79% |
| 74 | Air Hawkes Bay Limited | 79% |
| 75 | Academy Group (NZ) Limited | 79% |
| 76 | Excel Ministries - Performing Arts | 79% |
| 77 | New Zealand Inst of Fashion Tech Ltd | 78% |
| 78 | Hair to Train | 78% |
| 79 | NZ School of Outdoor Studies Limited | 78% |
| 80 | Turanga Ararau | 78% |
| 81 | Premier Hairdressing Academy | 78% |
| 82 | AMS Group Training | 78% |
| 83 | Faith Bible College | 77% |
| 84 | Pacific Int Hotel Management School Ltd | 77% |
| 85 | ACG Yoobee School of Design. | 77% |
| 86 | Design and Arts College of NZ Ltd | 77% |
| 87 | HLC | 77% |
| 87 | Maata Waka Enterprises | 77% |
| 89 | Bethlehem Institute Limited | 77% |
| 90 | NZ School of Food and Wine Ltd | 77% |
| 91 | Hawk Enterprises Ltd | 76% |
| 92 | Avonmore Tertiary Institute | 76% |
| 93 | Auckland City Training School | 76% |
| 94 | International Travel College of NZ | 75% |
| 95 | NZ School of Acupuncture & TCM | 75% |
| 96 | Polyethnic Institute of Studies | 74% |

Disclaimer: The results in this report are generated from data submitted by Tertiary Education Organisations. While efforts have been made to verify the information, the Tertiary Education Commission does not attest to the accuracy or completeness of the results.

The Performance of Tertiary Education Organisations

www.tec.govt.nz



Tertiary Education Commission
Te Amorangi Mātauranga Matua

Te Wananga Takiura

Organisation Type: **Private Training Establishment**

Year: **2015**

Fund: **Student Achievement Component**

Successful Completion of Courses

This measure shows the proportion of courses in a given year that are successfully completed.

Median: 83%

| | | |
|-----|---------------------------------------|-----|
| 97 | Laidlaw College Incorporated | 83% |
| 98 | AMS Group Training | 83% |
| 99 | Servilles Academy Limited | 83% |
| 100 | Land Based Training Limited | 82% |
| 101 | Waikato Aero Club (Inc) | 82% |
| 102 | Hair to Train | 82% |
| 103 | Fairview Educational Services Limited | 82% |
| 104 | Design and Arts College of NZ Ltd | 82% |
| 105 | Lotus Holistic Centre | 82% |
| 106 | School of Business Ltd | 82% |
| 107 | Solomon Group | 82% |
| 108 | Blueprint for Learning | 82% |
| 109 | Air Hawkes Bay Limited | 81% |
| 110 | Success Maker Education Centre | 81% |
| 111 | Elite Int School Of Beauty Therapy | 81% |
| 112 | New Zealand Playcentre Federation Inc | 81% |
| 113 | IPU New Zealand | 81% |
| 114 | CTC Aviation Training (NZ) Limited | 81% |
| 115 | Taratahi Agricultural Training Centre | 81% |
| 116 | AIS St Helens | 81% |
| 117 | The Learning Connexion Limited | 81% |
| 118 | Training For You Limited | 81% |
| 119 | Whitireia New Zealand Limited | 80% |
| 120 | SAE Institute | 80% |

Completion of Qualifications

This measure shows the proportion of students in a given year who complete a qualification.

Median: 79%

| | | |
|-----|---|-----|
| 97 | Wellpark College | 77% |
| 98 | ITTI | 77% |
| 99 | Lifeway College | 77% |
| 100 | Design and Arts College of NZ Ltd | 76% |
| 101 | New Zealand Institute of Sport | 76% |
| 102 | Harrington\Vaughan Academy of Hairdress | 76% |
| 103 | Good Shepherd College - Te Heparā Pai | 76% |
| 104 | Auckland Hotel & Chefs Training School | 76% |
| 105 | Servilles Academy Limited | 75% |
| 106 | Hair to Train | 75% |
| 107 | English Teaching College | 75% |
| 108 | The National School of Aesthetics | 74% |
| 109 | IPU New Zealand | 73% |
| 109 | Te Roopu A Iwi o Te Arawa | 73% |
| 111 | Education Action Limited | 73% |
| 112 | North Shore Helicopter Training Ltd | 72% |
| 113 | DAS International Academy | 72% |
| 114 | New Zealand Welding School | 71% |
| 115 | Nelson Technical Institute Ltd | 71% |
| 116 | Air Hawkes Bay Limited | 71% |
| 117 | Agribusiness Training Limited | 71% |
| 118 | Success Maker Education Centre | 70% |
| 119 | G & H Training | 70% |
| 120 | Queenstown Resort College | 69% |

Student Progression to Higher Level Study

This measure shows the proportion of students in a given year who progress to study at a higher level after completing a qualification at levels 1 - 4.

Median: 26%

| | | |
|-----|---|-----|
| 97 | Success Maker Education Centre | 11% |
| 98 | Agriculture New Zealand | 11% |
| 99 | Agribusiness Training Limited | 11% |
| 100 | Netcor Campus (NZ Education & Tourism) | 11% |
| 101 | HLC | 10% |
| 102 | Samala Robinson Academy Ltd | 10% |
| 103 | Porse Education & Training | 9% |
| 104 | Mr Barber Training Centre | 9% |
| 105 | Aromaflex Academy | 8% |
| 105 | EnterpriseMIT | 8% |
| 107 | Air New Zealand Aviation Institute | 8% |
| 108 | Skills Update Training Institute | 8% |
| 109 | NZ School of Food and Wine Ltd | 8% |
| 110 | Safety N Action Limited | 7% |
| 111 | Wellcare Education Limited | 7% |
| 112 | G & H Training | 7% |
| 113 | Taruna College | 7% |
| 114 | Blueprint for Learning | 6% |
| 115 | Ag Challenge Limited | 6% |
| 116 | Nelson Technical Institute Ltd | 5% |
| 117 | Waikato Institute for Leisure and Sport | 4% |
| 117 | Waikato Institute of Education | 4% |
| 119 | School of Business Ltd | 4% |
| 120 | AMS Group Training | 3% |

Students Retained in Study

This measure shows the proportion of students in a given year that complete a qualification or re-enrol at the same tertiary education organisation in the following year.

Median: 74%

| | | |
|-----|--|-----|
| 97 | New Zealand Management Academies | 74% |
| 98 | Hungry Creek Art and Crafts School | 74% |
| 99 | Elite Int School Of Beauty Therapy | 74% |
| 100 | Laidlaw College Incorporated | 74% |
| 101 | Fairview Educational Services Limited | 73% |
| 102 | Auckland Hotel & Chefs Training School | 73% |
| 103 | Sue's Computer Training Company | 72% |
| 104 | ITTI | 72% |
| 105 | Netcor Campus (NZ Education & Tourism) | 72% |
| 105 | New Zealand School of Education Limited | 72% |
| 107 | Waikato Institute for Leisure and Sport | 72% |
| 108 | International College of Camille | 72% |
| 109 | SAE Institute | 71% |
| 110 | International Aviation Academy of NZ Ltd | 71% |
| 111 | Success Maker Education Centre | 71% |
| 112 | ATC New Zealand | 70% |
| 113 | KIWA Institute of Education | 70% |
| 114 | Eastwest Coll of Intercultural Studies | 70% |
| 114 | Onsite Education | 70% |
| 116 | Wellpark College | 70% |
| 117 | South Pacific College of Natural Medicin | 70% |
| 118 | Carey Baptist College | 69% |
| 119 | G & H Training | 68% |
| 120 | The Learning Connexion Limited | 68% |

Disclaimer: The results in this report are generated from data submitted by Tertiary Education Organisations. While efforts have been made to verify the information, the Tertiary Education Commission does not attest to the accuracy or completeness of the results.

The Performance of Tertiary Education Organisations

www.tec.govt.nz



Tertiary Education Commission
Te Amorangi Mātauranga Matua

Te Wananga Takiura

Organisation Type: **Private Training Establishment**

Year: **2015**

Fund: **Student Achievement Component**

Successful Completion of Courses

This measure shows the proportion of courses in a given year that are successfully completed.

Median: 83%

| | | |
|-----|--|-----|
| 121 | Auckland Hotel & Chefs Training School | 80% |
| 122 | New Zealand Inst of Fashion Tech Ltd | 80% |
| 123 | Palmerston North School of Design Ltd | 80% |
| 124 | Waikato School of Hairdressing Limited | 79% |
| 125 | Evolution School of Holistic Therapies | 79% |
| 126 | Hawk Enterprises Ltd | 79% |
| 127 | Onsite Education | 79% |
| 128 | International Travel College of NZ | 79% |
| 129 | The Methodist Mission | 79% |
| 130 | Ag Challenge Limited | 79% |
| 131 | International College of Camille | 79% |
| 132 | New Zealand Welding School | 78% |
| 133 | Excel Ministries - Performing Arts | 78% |
| 134 | Queens Academic Group Limited | 78% |
| 135 | Te Kohanga Reo National Trust Board | 78% |
| 136 | The Professional Bar & Restaurant School | 77% |
| 137 | Media Design School Limited | 77% |
| 138 | Te Roopu A Iwi o Te Arawa | 77% |
| 139 | English Teaching College | 76% |
| 140 | Agribusiness Training Limited | 76% |
| 141 | Wellcare Education Limited | 76% |
| 142 | ICL Business School | 76% |
| 143 | Waikato Institute for Leisure and Sport | 75% |
| 144 | Nelson Technical Institute Ltd | 75% |

Completion of Qualifications

This measure shows the proportion of students in a given year who complete a qualification.

Median: 79%

| | | |
|-----|--|-----|
| 121 | South Pacific College of Natural Medicin | 68% |
| 122 | ATC New Zealand | 67% |
| 123 | Whitireia New Zealand Limited | 67% |
| 124 | Animation College New Zealand Limited | 67% |
| 125 | Waikato School of Hairdressing Limited | 67% |
| 126 | Onsite Education | 66% |
| 127 | Waikato Institute of Education | 66% |
| 128 | Pacific Coast Technical Institute | 64% |
| 129 | Taranaki Educare | 64% |
| 130 | Quantum Education Group QT Limited | 63% |
| 131 | Cornerstone Education | 63% |
| 132 | Fairview Educational Services Limited | 63% |
| 133 | The Hairdressing Academy & Col of Beauty | 62% |
| 134 | Elliott Hairdressing Training Centre Ltd | 62% |
| 135 | Quantum Education Group ES Ltd | 61% |
| 136 | Alphacrucis International College | 61% |
| 137 | Te Kohanga Reo National Trust Board | 61% |
| 138 | Workforce Development Limited | 61% |
| 139 | The Professional Bar & Restaurant School | 61% |
| 140 | Alpha Training Centre | 60% |
| 141 | Academy Group (NZ) Limited | 59% |
| 142 | Aromaflex Academy | 58% |
| 143 | Netcor Campus (NZ Education & Tourism) | 57% |
| 144 | Waikato Institute for Leisure and Sport | 55% |

Student Progression to Higher Level Study

This measure shows the proportion of students in a given year who progress to study at a higher level after completing a qualification at levels 1 - 4.

Median: 26%

| | | |
|-----|--|----|
| 121 | Alpha Training Centre | 0% |
| 121 | Carey Baptist College | 0% |
| 121 | Construction Trade Training Unit | 0% |
| 121 | Fairview Educational Services Limited | 0% |
| 121 | Lotus Holistic Centre | 0% |
| 121 | Mara Marketing Limited | 0% |
| 121 | New Zealand College of Chinese Medicine | 0% |
| 121 | NZ Inst of Electrolysis & Beauty Therapy | 0% |
| 121 | The College of Future Learning NZ Ltd | 0% |

Students Retained in Study

This measure shows the proportion of students in a given year that complete a qualification or re-enrol at the same tertiary education organisation in the following year.

Median: 74%

| | | |
|-----|--|-----|
| 121 | Waikato School of Hairdressing Limited | 68% |
| 122 | DAS International Academy | 68% |
| 123 | Quantum Education Group QT Limited | 67% |
| 124 | CTC Aviation Training (NZ) Limited | 67% |
| 124 | Lifeway College | 67% |
| 124 | Royal Business College Limited | 67% |
| 124 | Taruna College | 67% |
| 128 | The Professional Bar & Restaurant School | 66% |
| 129 | Tectra Limited | 66% |
| 130 | Te Kohanga Reo National Trust Board | 66% |
| 131 | The College of Future Learning NZ Ltd | 65% |
| 132 | Te Wananga Whare Tapere O Takitimu | 64% |
| 133 | Agribusiness Training Limited | 64% |
| 134 | ICL Business School | 64% |
| 135 | Te Roopu A Iwi o Te Arawa | 64% |
| 136 | Whitireia New Zealand Limited | 64% |
| 137 | Wellcare Education Limited | 63% |
| 138 | Aperfield Montessori Trust | 63% |
| 139 | Elliott Hairdressing Training Centre Ltd | 62% |
| 139 | New Zealand Welding School | 62% |
| 141 | Cornerstone Education | 62% |
| 142 | Catholic Institute of Aotearoa NZ | 61% |
| 143 | Corporate Academy Group | 61% |
| 144 | North Shore International Academy (NSIA) | 60% |

Disclaimer: The results in this report are generated from data submitted by Tertiary Education Organisations. While efforts have been made to verify the information, the Tertiary Education Commission does not attest to the accuracy or completeness of the results.



Te Wananga Takiura

Organisation Type: **Private Training Establishment**

Year: **2015**

Fund: **Student Achievement Component**

Successful Completion of Courses

This measure shows the proportion of courses in a given year that are successfully completed.

Median: 83%

| | | |
|-----|--|-----|
| 145 | Academy Group (NZ) Limited | 75% |
| 146 | National Trade Academy Ltd | 75% |
| 147 | The Hairdressing Academy & Col of Beauty | 75% |
| 148 | People Potential Limited | 74% |
| 149 | Lifeway College | 74% |
| 150 | Skills Update Training Institute | 73% |
| 151 | Workforce Development Limited | 72% |
| 152 | New Zealand School of Education Limited | 72% |
| 153 | Harrington\Vaughan Academy of Hairdress | 72% |
| 154 | ATC New Zealand | 71% |
| 155 | Community Colleges New Zealand Ltd | 71% |
| 156 | Quantum Education Group ES Ltd | 71% |
| 157 | Education Action Limited | 71% |
| 158 | G & H Training | 71% |
| 159 | Cornerstone Education | 70% |
| 160 | Future Skills Academy Limited | 70% |
| 161 | Quantum Education Group QT Limited | 68% |
| 162 | Anamata PTE - Whakatane | 68% |
| 163 | Pacific Coast Technical Institute | 68% |
| 164 | Taruna College | 68% |
| 165 | Maata Waka Enterprises | 65% |
| 166 | Patricks School of Hairdressing Limited | 63% |
| 167 | Pacific Training Institute (PTI) | 63% |
| 168 | National College of Security Personnel | 63% |

Completion of Qualifications

This measure shows the proportion of students in a given year who complete a qualification.

Median: 79%

| | | |
|-----|--|-----|
| 145 | Media Design School Limited | 55% |
| 146 | Crown Institute of Studies | 54% |
| 147 | Te Wananga Whare Tapere O Takitimu | 54% |
| 148 | Taruna College | 52% |
| 149 | Samala Robinson Academy Ltd | 51% |
| 150 | Ag Challenge Limited | 50% |
| 151 | Palmerston North School of Design Ltd | 49% |
| 152 | Maata Waka Enterprises | 49% |
| 153 | Bethlehem Institute Limited | 49% |
| 154 | Quantum Education Group Limited | 48% |
| 155 | Hawk Enterprises Ltd | 47% |
| 156 | National Trade Academy Ltd | 46% |
| 157 | Safety N Action Limited | 45% |
| 158 | National College of Security Personnel | 45% |
| 159 | Naturopathic College of New Zealand | 44% |
| 160 | Queens Academic Group Limited | 44% |
| 161 | Lotus Holistic Centre | 43% |
| 162 | BEST Pacific Institute of Education Ltd | 42% |
| 163 | The College of Future Learning NZ Ltd | 42% |
| 164 | Pacific Training Institute (PTI) | 41% |
| 165 | Martin-Hautus | 39% |
| 166 | Patricks School of Hairdressing Limited | 34% |
| 167 | North Shore International Academy (NSIA) | 34% |
| 168 | CTC Aviation Training (NZ) Limited | 30% |

Student Progression to Higher Level Study

This measure shows the proportion of students in a given year who progress to study at a higher level after completing a qualification at levels 1 - 4.

Median: 26%

| | | |
|-----|--|-----|
| 145 | Quantum Education Group Limited | 60% |
| 146 | Samala Robinson Academy Ltd | 60% |
| 147 | Waikato Institute of Education | 59% |
| 148 | Alphacrusis International College | 59% |
| 149 | Skills Update Training Institute | 59% |
| 150 | Ag Challenge Limited | 58% |
| 151 | The Hairdressing Academy & Col of Beauty | 58% |
| 152 | Queens Academic Group Limited | 58% |
| 153 | Martin-Hautus | 57% |
| 154 | Bay of Plenty College of Homeopathy Ltd | 57% |
| 155 | Ardmore Flying School | 57% |
| 156 | VETEL | 56% |
| 157 | EastBay Rural Education Activities Inc. | 56% |
| 158 | Tipu Ora | 55% |
| 159 | SENZ Training and Employment Centre | 54% |
| 160 | Crown Institute of Studies | 54% |
| 161 | National College of Security Personnel | 50% |
| 162 | Quantum Education Group ES Ltd | 49% |
| 163 | Aromaflex Academy | 48% |
| 164 | Naturopathic College of New Zealand | 48% |
| 165 | English Teaching College | 47% |
| 166 | Lotus Holistic Centre | 47% |
| 167 | Taratahi Agricultural Training Centre | 46% |
| 168 | Pacific Training Institute (PTI) | 46% |

Students Retained in Study

This measure shows the proportion of students in a given year that complete a qualification or re-enrol at the same tertiary education organisation in the following year.

Median: 74%

| | | |
|-----|--|-----|
| 145 | Quantum Education Group Limited | 60% |
| 146 | Samala Robinson Academy Ltd | 60% |
| 147 | Waikato Institute of Education | 59% |
| 148 | Alphacrusis International College | 59% |
| 149 | Skills Update Training Institute | 59% |
| 150 | Ag Challenge Limited | 58% |
| 151 | The Hairdressing Academy & Col of Beauty | 58% |
| 152 | Queens Academic Group Limited | 58% |
| 153 | Martin-Hautus | 57% |
| 154 | Bay of Plenty College of Homeopathy Ltd | 57% |
| 155 | Ardmore Flying School | 57% |
| 156 | VETEL | 56% |
| 157 | EastBay Rural Education Activities Inc. | 56% |
| 158 | Tipu Ora | 55% |
| 159 | SENZ Training and Employment Centre | 54% |
| 160 | Crown Institute of Studies | 54% |
| 161 | National College of Security Personnel | 50% |
| 162 | Quantum Education Group ES Ltd | 49% |
| 163 | Aromaflex Academy | 48% |
| 164 | Naturopathic College of New Zealand | 48% |
| 165 | English Teaching College | 47% |
| 166 | Lotus Holistic Centre | 47% |
| 167 | Taratahi Agricultural Training Centre | 46% |
| 168 | Pacific Training Institute (PTI) | 46% |

Disclaimer: The results in this report are generated from data submitted by Tertiary Education Organisations. While efforts have been made to verify the information, the Tertiary Education Commission does not attest to the accuracy or completeness of the results.

The Performance of Tertiary Education Organisations

www.tec.govt.nz



Tertiary Education Commission
Te Amorangi Mātauranga Matua

Te Wananga Takiura

Organisation Type: **Private Training Establishment**

Year: **2015**

Fund: **Student Achievement Component**

Successful Completion of Courses

This measure shows the proportion of courses in a given year that are successfully completed.

Median: 83%

| | | |
|-----|--|-----|
| 169 | Quantum Education Group Limited | 63% |
| 170 | East Auckland Performing Arts Limited | 62% |
| 171 | Elliott Hairdressing Training Centre Ltd | 62% |
| 172 | Netcor Campus (NZ Education & Tourism) | 56% |
| 173 | BEST Pacific Institute of Education Ltd | 54% |
| 174 | The College of Future Learning NZ Ltd | 54% |
| 175 | Trade Education Limited | 53% |
| 176 | Te Kura Motuhake o Te Ataarangi Inc | 52% |
| 177 | Martin-Hautus | 48% |
| 178 | HFT Limited | 43% |
| 179 | Literacy Aotearoa | 42% |
| 180 | Helipro Aviation | 24% |
| 181 | Tectra Limited | 11% |
| 182 | NZ College of Early Childhood Education | 4% |
| 183 | Computer Power (NZ) Ltd (Spherion) | 3% |
| 184 | Construction Trade Training Unit | 0% |

Completion of Qualifications

This measure shows the proportion of students in a given year who complete a qualification.

Median: 79%

| | | |
|-----|---|-----|
| 169 | Aperfield Montessori Trust | 28% |
| 170 | Literacy Aotearoa | 28% |
| 171 | Anamata PTE - Whakatane | 17% |
| 172 | Tectra Limited | 15% |
| 173 | Computer Power (NZ) Ltd (Spherion) | |
| 173 | Construction Trade Training Unit | |
| 173 | Evolution School of Holistic Therapies | |
| 173 | Helipro Aviation | |
| 173 | HFT Limited | |
| 173 | New Zealand Inst of Fashion Tech Ltd | |
| 173 | New Zealand Playcentre Federation Inc | |
| 173 | NZ College of Early Childhood Education | |
| 173 | Pathways Bible and Mission College | |
| 173 | Te Kura Motuhake o Te Ataarangi Inc | |
| 173 | Trade Education Limited | |
| 173 | Waikato Aero Club (Inc) | |

Student Progression to Higher Level Study

This measure shows the proportion of students in a given year who progress to study at a higher level after completing a qualification at levels 1 - 4.

Median: 26%

| | | |
|-----|--|-----|
| 169 | Safety N Action Limited | 45% |
| 170 | Patricks School of Hairdressing Limited | 44% |
| 171 | Manaakitanga Aotearoa Charitable Trust | 39% |
| 172 | HFT Limited | 38% |
| 173 | Anamata PTE - Whakatane | 38% |
| 174 | National Council of YMCAs of New Zealand | 35% |
| 175 | Trinity Methodist Theological College | 33% |
| 176 | BEST Pacific Institute of Education Ltd | 30% |
| 177 | NZ College of Early Childhood Education | 30% |
| 178 | Construction Trade Training Unit | 29% |
| 179 | Literacy Aotearoa | 29% |
| 180 | Waikato Aero Club (Inc) | 29% |
| 181 | Alphacrucis Limited | 25% |
| 182 | Hillary Outdoors Education Centres | 22% |
| 183 | New Zealand Playcentre Federation Inc | 17% |
| 184 | Mara Marketing Limited | 5% |
| 185 | Pathways Bible and Mission College | 3% |
| 186 | Action Adventure | 0% |
| 186 | Advanced Training Academy Limited | 0% |
| 186 | Computer Power (NZ) Ltd (Spherion) | 0% |
| 186 | Helipro Aviation | 0% |
| 186 | KAAT Trust | 0% |
| 186 | Te Ata Hou Trust | 0% |
| 186 | Trade Education Limited | 0% |

Students Retained in Study

This measure shows the proportion of students in a given year that complete a qualification or re-enrol at the same tertiary education organisation in the following year.

Median: 74%

| | | |
|-----|--|-----|
| 169 | Safety N Action Limited | 45% |
| 170 | Patricks School of Hairdressing Limited | 44% |
| 171 | Manaakitanga Aotearoa Charitable Trust | 39% |
| 172 | HFT Limited | 38% |
| 173 | Anamata PTE - Whakatane | 38% |
| 174 | National Council of YMCAs of New Zealand | 35% |
| 175 | Trinity Methodist Theological College | 33% |
| 176 | BEST Pacific Institute of Education Ltd | 30% |
| 177 | NZ College of Early Childhood Education | 30% |
| 178 | Construction Trade Training Unit | 29% |
| 179 | Literacy Aotearoa | 29% |
| 180 | Waikato Aero Club (Inc) | 29% |
| 181 | Alphacrucis Limited | 25% |
| 182 | Hillary Outdoors Education Centres | 22% |
| 183 | New Zealand Playcentre Federation Inc | 17% |
| 184 | Mara Marketing Limited | 5% |
| 185 | Pathways Bible and Mission College | 3% |
| 186 | Action Adventure | 0% |
| 186 | Advanced Training Academy Limited | 0% |
| 186 | Computer Power (NZ) Ltd (Spherion) | 0% |
| 186 | Helipro Aviation | 0% |
| 186 | KAAT Trust | 0% |
| 186 | Te Ata Hou Trust | 0% |
| 186 | Trade Education Limited | 0% |

Disclaimer: The results in this report are generated from data submitted by Tertiary Education Organisations. While efforts have been made to verify the information, the Tertiary Education Commission does not attest to the accuracy or completeness of the results.