



The Private Training Establishment sector

Year: 2015

Fund: Youth Guarantee



Successful Completion of Courses

| | |
|---------|-----|
| Level 1 | 62% |
| Level 2 | 60% |
| Level 3 | 75% |

* Information is not available for this level group.

This measure shows the proportion of courses in a given year that are successfully completed.



Completion of Qualifications

| | |
|---------|-----|
| Level 1 | 64% |
| Level 2 | 59% |
| Level 3 | 71% |

* Information is not available for this level group.

This measure shows the proportion of students in a given year who complete a qualification.



Student Progression to Higher Level Study

| | |
|---------|-----|
| Level 1 | 51% |
| Level 2 | 29% |
| Level 3 | 35% |

* Information is not available for this level group.

This measure shows the proportion of students in a given year who progress to study at a higher level after completing a qualification at levels 1 - 4.



Students Retained in Study

| | |
|---------|-----|
| Level 1 | 47% |
| Level 2 | 55% |
| Level 3 | * % |

* Information is not available for this level group.

This measure shows the proportion of students in a given year that complete a qualification or re-enrol at the same tertiary education organisation in the following year.

About the Private Training Establishment sector Government expectations of the Private Training Establishment sector

In 2015 the TEC funded 227 Private Training Establishments (PTEs) through its Student Achievement Component fund and/or Youth Guarantee fund.

The size and characteristics of PTEs vary. Smaller specialised PTEs may offer a single qualification for fewer than 20 equivalent full-time students (EFTS). The largest PTEs may offer a range of qualifications to over a thousand EFTS. For these reasons comparing PTEs may be difficult.

The government expects PTEs to:

- Work with employers to ensure provision meets employment and industry needs
- Get at-risk young people into a career or further education
- Enable Maori and Pasifika learners to progress from foundation level education to higher levels of learning
- Improve adult literacy and numeracy

Tertiary Education Strategy

The Tertiary Education Strategy (TES) sets high expectations for TEO performance and attaining better outcomes especially for skills for industry, Maori and Pasifika learners, at risk young people and for adult literacy and numeracy.

Context

Number of students in total: 9,733

Number of equivalent full-time student places: 6,233

| Student ethnicity* | | Level of study | |
|--------------------|-----|----------------|-----|
| European | 44% | Level 1 | 30% |
| Maori | 50% | Level 2 | 50% |
| Pacific | 21% | Level 3 | 20% |
| Asian | 2% | | |
| Other | 2% | | |

*Total may exceed 100% as some students identify with more than one ethnicity.

The Performance of Tertiary Education Organisations

www.tec.govt.nz

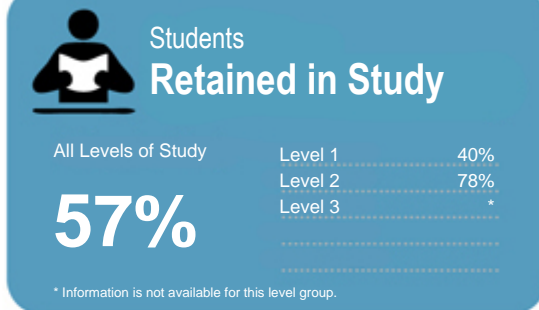
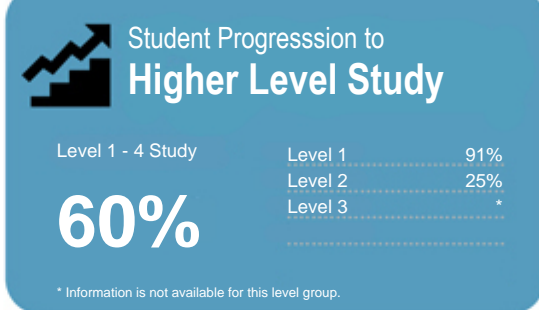


Tertiary Education Commission
Te Amorangi Mātauranga Matua

Employ NZ

Organisation Type: **Private Training Establishment**

Year: **2015** Fund: **Youth Guarantee**



This measure shows the proportion of courses in a given year that are successfully completed.

This measure shows the proportion of students in a given year who complete a qualification.

This measure shows the proportion of students in a given year who progress to study at a higher level after completing a qualification at levels 1 - 4.

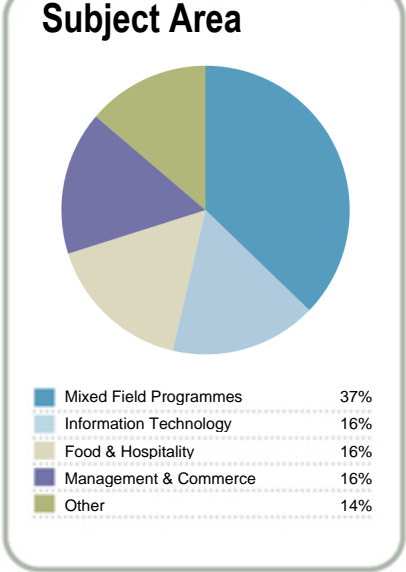
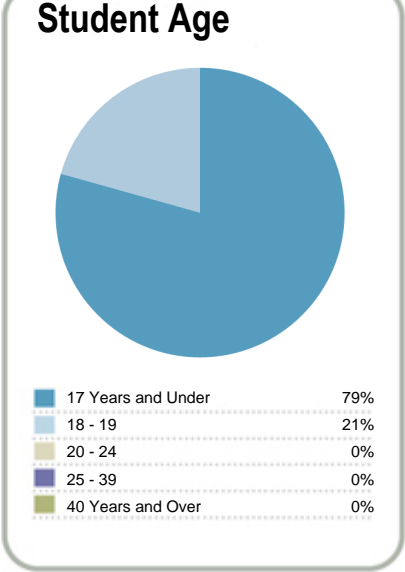
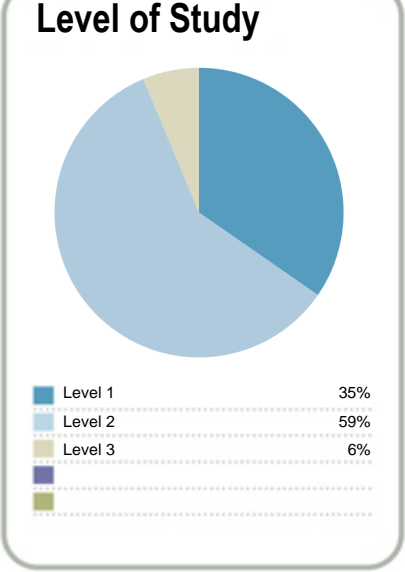
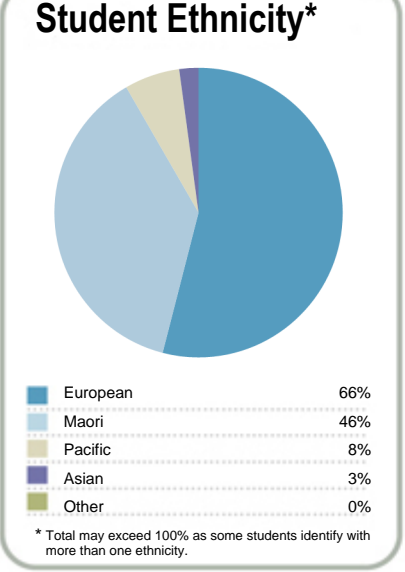
This measure shows the proportion of students in a given year that complete a qualification or re-enrol at the same tertiary education organisation in the following year.

Context

EFTS*: 90
Students: 168

Further information about student characteristics may be available on the organisation's website.

* Number of equivalent full time students.



Contacts

PO Box 44
Seventh Avenue
TAURANGA 3140
New Zealand
07 577 0177

<http://www.employnz.net.nz>

Disclaimer: The results in this report are generated from data submitted by Tertiary Education Organisations. While efforts have been made to verify the information, the Tertiary Education Commission does not attest to the accuracy or completeness of the results.

The Performance of Tertiary Education Organisations

www.tec.govt.nz



Tertiary Education Commission
Te Amorangi Mātauranga Matua

Employ NZ

Organisation Type: **Private Training Establishment**

Year: **2015**

Fund: **Youth Guarantee**

Successful Completion of Courses

This measure shows the proportion of courses in a given year that are successfully completed.

Median: 61%

| | | |
|----|---|------|
| 1 | U Turn Community Training Services | 100% |
| 2 | Responsive Trade Education Limited | 97% |
| 3 | SPI Institute Limited | 97% |
| 4 | Westport Deep Sea Fishing School | 96% |
| 5 | New Zealand Management Academies | 94% |
| 6 | New Zealand School of Tourism | 94% |
| 7 | Mara Marketing Limited | 92% |
| 8 | Premier Hairdressing Academy | 88% |
| 9 | Lakeland Learning Company Limited | 87% |
| 10 | Wai Ora Christian Community Trust | 87% |
| 11 | Training For You Limited | 87% |
| 12 | Avon City Ford Training Services | 84% |
| 13 | Te Kaupapa Training Limited | 83% |
| 14 | The Cut Above Academy Limited | 82% |
| 15 | Turanga Ararau | 82% |
| 16 | Capital Training | 82% |
| 17 | Service Skills Centre | 82% |
| 18 | MSL Training Ltd | 81% |
| 19 | Harrington\Vaughan Academy of Hairdress | 81% |
| 20 | Auckland Hotel & Chefs Training School | 79% |
| 21 | New Zealand Institute of Sport | 79% |
| 22 | Strive Community Trust Training | 79% |
| 23 | Kershaw Training Enterprises | 78% |
| 24 | Servilles Academy Limited | 77% |

Completion of Qualifications

This measure shows the proportion of students in a given year who complete a qualification.

Median: 62%

| | | |
|----|--|------|
| 1 | Capital Training | 100% |
| 1 | Corporate Academy Group | 100% |
| 1 | Nelson Training Centre | 100% |
| 1 | U Turn Community Training Services | 100% |
| 5 | Training For You Limited | 97% |
| 6 | Service Skills Centre | 97% |
| 7 | New Zealand Management Academies | 96% |
| 8 | New Zealand School of Tourism | 96% |
| 9 | Employ NZ | 92% |
| 10 | Lakeland Learning Company Limited | 90% |
| 11 | The Hairdressing College | 87% |
| 12 | Responsive Trade Education Limited | 87% |
| 13 | Strive Community Trust Training | 83% |
| 14 | The Cut Above Academy Limited | 80% |
| 15 | Harrington\Vaughan Academy of Hairdress | 78% |
| 16 | People Potential Limited | 78% |
| 17 | National Council of YMCAs of New Zealand | 78% |
| 18 | Servilles Academy Limited | 77% |
| 19 | ACG Tertiary & Careers | 76% |
| 20 | New Zealand Institute of Sport | 76% |
| 21 | School of Business Ltd | 75% |
| 22 | Premier Hairdressing Academy | 75% |
| 23 | Avonmore Tertiary Institute | 75% |
| 24 | Kershaw Training Enterprises | 74% |

Student Progression to Higher Level Study

This measure shows the proportion of students in a given year who progress to study at a higher level after completing a qualification at levels 1 - 4.

Median: 33%

| | | |
|----|--|-----|
| 1 | Harrington\Vaughan Academy of Hairdress | 82% |
| 2 | New Zealand School of Tourism | 78% |
| 3 | Orongomai Marae Community Centre Trust | 75% |
| 4 | Auckland Hotel & Chefs Training School | 69% |
| 5 | New Zealand Management Academies | 68% |
| 6 | Whakato Te Matauranga | 64% |
| 7 | The Cut Above Academy Limited | 62% |
| 8 | Employ NZ | 60% |
| 9 | Matapuna Training Centre | 59% |
| 10 | Lakeland Learning Company Limited | 57% |
| 11 | Strive Community Trust Training | 57% |
| 12 | The College of Future Learning NZ Ltd | 57% |
| 13 | Servilles Academy Limited | 56% |
| 13 | VisionWest Community Trust | 56% |
| 15 | VETEL | 53% |
| 16 | New Zealand Institute of Sport | 52% |
| 17 | Sobieski Consultants (Training Division) | 52% |
| 18 | Advance Training Centres | 52% |
| 19 | MSL Training Ltd | 51% |
| 20 | ACG Tertiary & Careers | 51% |
| 21 | Martin-Hautus | 50% |
| 21 | Te Kokiri Development Consultancy Inc | 50% |
| 23 | Service Skills Centre | 48% |
| 24 | Capital Training | 48% |

Students Retained in Study

This measure shows the proportion of students in a given year that complete a qualification or re-enrol at the same tertiary education organisation in the following year.

Median: 54%

| | | |
|----|---------------------------------------|-----|
| 1 | Service Skills Centre | 93% |
| 2 | New Zealand Welding School | 92% |
| 3 | New Zealand School of Tourism | 88% |
| 4 | Palmerston North School of Design Ltd | 88% |
| 5 | Nelson Training Centre | 85% |
| 6 | Kokiri Marae Keriana Olsen Trust | 83% |
| 7 | Ag Challenge Limited | 82% |
| 8 | Advance Training Centres | 80% |
| 9 | Lakeland Learning Company Limited | 80% |
| 10 | National Trade Academy Ltd | 79% |
| 11 | The Hairdressing College | 79% |
| 12 | U Turn Community Training Services | 79% |
| 13 | New Zealand Management Academies | 79% |
| 14 | People Potential Limited | 78% |
| 15 | Premier Hairdressing Academy | 76% |
| 16 | New Zealand Institute of Sport | 76% |
| 17 | Maniapoto Training Agency | 74% |
| 18 | Responsive Trade Education Limited | 74% |
| 19 | Avon City Ford Training Services | 74% |
| 20 | HLC | 73% |
| 21 | Nelson Technical Institute Ltd | 73% |
| 22 | Te Kokiri Development Consultancy Inc | 73% |
| 23 | Education Action Limited | 72% |
| 24 | Matapuna Training Centre | 72% |

Disclaimer: The results in this report are generated from data submitted by Tertiary Education Organisations. While efforts have been made to verify the information, the Tertiary Education Commission does not attest to the accuracy or completeness of the results.

The Performance of Tertiary Education Organisations

www.tec.govt.nz



Tertiary Education Commission
Te Amorangi Mātauranga Matua

Employ NZ

Organisation Type: Private Training Establishment

Year: 2015

Fund: Youth Guarantee

Successful Completion of Courses

This measure shows the proportion of courses in a given year that are successfully completed.

Median: 61%

| | | |
|----|--|------------|
| 25 | Taranaki Educare | 77% |
| 26 | Avonmore Tertiary Institute | 76% |
| 27 | The Hairdressing College | 76% |
| 28 | Community Colleges New Zealand Ltd | 76% |
| 29 | Hair to Train | 75% |
| 30 | ACG Tertiary & Careers | 75% |
| 31 | Taratahi Agricultural Training Centre | 74% |
| 32 | ATC New Zealand | 74% |
| 33 | Employ NZ | 73% |
| 34 | Nelson Training Centre | 73% |
| 35 | HLC | 72% |
| 36 | C Hayes Engineering Training Division | 71% |
| 37 | Advance Training Centres | 71% |
| 38 | Palmerston North School of Design Ltd | 71% |
| 39 | Fairview Educational Services Limited | 71% |
| 40 | Corporate Academy Group | 70% |
| 41 | Land Based Training Limited | 70% |
| 42 | Waikato School of Hairdressing Limited | 68% |
| 43 | People Potential Limited | 68% |
| 44 | Agriculture New Zealand | 66% |
| 45 | Trade Education Limited | 66% |
| 46 | Horizon Education Limited | 66% |
| 47 | Ag Challenge Limited | 66% |
| 48 | Kokiri Marae Keriana Olsen Trust | 66% |

Completion of Qualifications

This measure shows the proportion of students in a given year who complete a qualification.

Median: 62%

| | | |
|----|---|-----|
| 25 | Maniapoto Training Agency | 74% |
| 26 | FEATS Ltd | 73% |
| 27 | Turanga Ararau | 73% |
| 28 | Community Colleges New Zealand Ltd | 72% |
| 29 | Front-Line Training Consultancy Limited | 70% |
| 30 | SENZ Training and Employment Centre | 70% |
| 31 | Ag Challenge Limited | 69% |
| 32 | MSL Training Ltd | 67% |
| 33 | The Salvation Army Employment Plus | 67% |
| 34 | Kokiri Marae Keriana Olsen Trust | 66% |
| 35 | ATC New Zealand | 65% |
| 36 | Hair to Train | 65% |
| 37 | Mara Marketing Limited | 65% |
| 38 | Waikato School of Hairdressing Limited | 65% |
| 39 | Future Skills Academy Limited | 65% |
| 40 | Horizon Education Limited | 64% |
| 41 | Pacific Coast Technical Institute | 64% |
| 42 | Land Based Training Limited | 64% |
| 43 | Education Action Limited | 63% |
| 44 | C Hayes Engineering Training Division | 63% |
| 45 | Advance Training Centres | 62% |
| 46 | HLC | 62% |
| 47 | New Zealand Welding School | 62% |
| 48 | BEST Pacific Institute of Education Ltd | 61% |

Student Progression to Higher Level Study

This measure shows the proportion of students in a given year who progress to study at a higher level after completing a qualification at levels 1 - 4.

Median: 33%

| | | |
|----|---|-----|
| 25 | Target Education | 47% |
| 26 | Kershaw Training Enterprises | 47% |
| 27 | Morrinsville Training Centre Ltd | 46% |
| 28 | Fairview Educational Services Limited | 45% |
| 29 | Education Action Limited | 45% |
| 30 | Turanga Ararau | 43% |
| 31 | Training For You Limited | 42% |
| 32 | Front-Line Training Consultancy Limited | 42% |
| 32 | Waikato School of Hairdressing Limited | 42% |
| 34 | ACTS Institute of New Zealand | 41% |
| 34 | Kokiri Training Centre | 41% |
| 36 | ATC New Zealand | 40% |
| 37 | Dunedin Training Centre | 40% |
| 37 | G & H Training | 40% |
| 39 | SENZ Training and Employment Centre | 39% |
| 39 | Workforce Development Limited | 39% |
| 41 | SPI Institute Limited | 39% |
| 42 | U Turn Community Training Services | 38% |
| 43 | People Potential Limited | 37% |
| 44 | Academy Group (NZ) Limited | 36% |
| 45 | BEST Pacific Institute of Education Ltd | 36% |
| 46 | The Hairdressing College | 35% |
| 47 | Future Skills Academy Limited | 35% |
| 48 | FEATS Ltd | 33% |

Students Retained in Study

This measure shows the proportion of students in a given year that complete a qualification or re-enrol at the same tertiary education organisation in the following year.

Median: 54%

| | | |
|----|--|-----|
| 25 | Auckland Hotel & Chefs Training School | 71% |
| 26 | Harrington\Vaughan Academy of Hairdress | 71% |
| 27 | Capital Training | 70% |
| 28 | Servilles Academy Limited | 70% |
| 29 | Community Colleges New Zealand Ltd | 70% |
| 30 | Future Skills Academy Limited | 69% |
| 31 | Land Based Training Limited | 69% |
| 32 | Taranaki Educare | 69% |
| 33 | Pacific Coast Technical Institute | 69% |
| 34 | MSL Training Ltd | 68% |
| 35 | The Cut Above Academy Limited | 66% |
| 36 | VETEL | 66% |
| 37 | ACG Tertiary & Careers | 65% |
| 38 | Bay Agricultural Training Limited | 65% |
| 39 | Sobieski Consultants (Training Division) | 65% |
| 40 | Front-Line Training Consultancy Limited | 64% |
| 41 | Waikato School of Hairdressing Limited | 63% |
| 42 | Strive Community Trust Training | 63% |
| 43 | Fairview Educational Services Limited | 62% |
| 44 | Turanga Ararau | 61% |
| 45 | National Council of YMCAs of New Zealand | 60% |
| 46 | The College of Future Learning NZ Ltd | 60% |
| 47 | Training For You Limited | 60% |
| 48 | Avonmore Tertiary Institute | 59% |

Disclaimer: The results in this report are generated from data submitted by Tertiary Education Organisations. While efforts have been made to verify the information, the Tertiary Education Commission does not attest to the accuracy or completeness of the results.

The Performance of Tertiary Education Organisations

www.tec.govt.nz



Tertiary Education Commission
Te Amorangi Mātauranga Matua

Employ NZ

Organisation Type: Private Training Establishment

Year: 2015

Fund: Youth Guarantee

Successful Completion of Courses

This measure shows the proportion of courses in a given year that are successfully completed.

Median: 61%

| | | |
|----|--|-----|
| 49 | VisionWest Community Trust | 64% |
| 50 | SENZ Training and Employment Centre | 63% |
| 51 | Target Education | 62% |
| 52 | Trade and Commerce Centre | 61% |
| 53 | BEST Pacific Institute of Education Ltd | 61% |
| 54 | New Zealand Welding School | 61% |
| 55 | ACTS Institute of New Zealand | 61% |
| 56 | Future Skills Academy Limited | 60% |
| 57 | Bay Agricultural Training Limited | 59% |
| 58 | Skills Update Training Institute | 58% |
| 59 | National Trade Academy Ltd | 58% |
| 60 | Regent Training Centre Limited | 57% |
| 61 | Sobieski Consultants (Training Division) | 57% |
| 62 | National Council of YMCAs of New Zealand | 57% |
| 63 | Education Action Limited | 56% |
| 64 | Academy Group (NZ) Limited | 56% |
| 65 | FEATS Ltd | 55% |
| 66 | New Zealand Equine Training Limited | 55% |
| 67 | The Salvation Army Employment Plus | 55% |
| 68 | The Methodist Mission | 55% |
| 69 | ACG Yoobee School of Design. | 54% |
| 70 | Te Arawa Lakes Trust | 53% |
| 71 | EnterpriseMIT | 52% |
| 72 | Orongomai Marae Community Centre Trust | 51% |

Completion of Qualifications

This measure shows the proportion of students in a given year who complete a qualification.

Median: 62%

| | | |
|----|--|-----|
| 49 | VisionWest Community Trust | 60% |
| 50 | Auckland Hotel & Chefs Training School | 58% |
| 51 | Career NetWork Ltd | 58% |
| 52 | Morrinsville Training Centre Ltd | 58% |
| 53 | SPI Institute Limited | 58% |
| 54 | Taranaki Educare | 55% |
| 55 | ACG Yoobee School of Design. | 54% |
| 56 | Agriculture New Zealand | 54% |
| 57 | Palmerston North School of Design Ltd | 53% |
| 58 | National Trade Academy Ltd | 53% |
| 59 | Regent Training Centre Limited | 52% |
| 60 | Fairview Educational Services Limited | 52% |
| 61 | Target Education | 52% |
| 62 | G & H Training | 51% |
| 63 | Nelson Technical Institute Ltd | 51% |
| 64 | Skills Update Training Institute | 49% |
| 65 | Wai Ora Christian Community Trust | 49% |
| 66 | Trade and Commerce Centre | 49% |
| 67 | EnterpriseMIT | 48% |
| 68 | Matapuna Training Centre | 44% |
| 69 | ACTS Institute of New Zealand | 44% |
| 70 | Sobieski Consultants (Training Division) | 44% |
| 71 | Abel Tasman Educational Trust | 43% |
| 72 | New Zealand Equine Training Limited | 43% |

Student Progression to Higher Level Study

This measure shows the proportion of students in a given year who progress to study at a higher level after completing a qualification at levels 1 - 4.

Median: 33%

| | | |
|----|--|-----|
| 48 | New Zealand Equine Training Limited | 33% |
| 48 | New Zealand Welding School | 33% |
| 51 | Trade and Commerce Centre | 33% |
| 52 | Quality Training Services | 33% |
| 53 | Pacific Coast Technical Institute | 32% |
| 53 | Taranaki Educare | 32% |
| 55 | Land Based Training Limited | 31% |
| 56 | Career NetWork Ltd | 30% |
| 57 | Skills Update Training Institute | 30% |
| 58 | National Council of YMCAs of New Zealand | 30% |
| 59 | Taratahi Agricultural Training Centre | 30% |
| 60 | Corporate Academy Group | 29% |
| 61 | Palmerston North School of Design Ltd | 29% |
| 62 | Avon City Ford Training Services | 28% |
| 63 | Community Colleges New Zealand Ltd | 27% |
| 64 | 2 Meke Training Limited | 25% |
| 64 | Enrich+ | 25% |
| 64 | Greymouth Life Learning Centre | 25% |
| 67 | Nelson Technical Institute Ltd | 24% |
| 68 | Avonmore Tertiary Institute | 22% |
| 69 | National Trade Academy Ltd | 22% |
| 70 | The Salvation Army Employment Plus | 21% |
| 71 | Golden Bay Work Centre Trust | 20% |
| 71 | Hair to Train | 20% |

Students Retained in Study

This measure shows the proportion of students in a given year that complete a qualification or re-enrol at the same tertiary education organisation in the following year.

Median: 54%

| | | |
|----|---|-----|
| 49 | Employ NZ | 57% |
| 50 | Horizon Education Limited | 57% |
| 51 | Agriculture New Zealand | 56% |
| 52 | Corporate Academy Group | 55% |
| 53 | Wai Ora Christian Community Trust | 55% |
| 54 | Abel Tasman Educational Trust | 54% |
| 55 | Regent Training Centre Limited | 54% |
| 56 | Kokiri Training Centre | 54% |
| 57 | Orongomai Marae Community Centre Trust | 53% |
| 58 | Target Education | 53% |
| 59 | Kershaw Training Enterprises | 52% |
| 60 | Skills Update Training Institute | 52% |
| 61 | School of Business Ltd | 51% |
| 62 | Trade and Commerce Centre | 50% |
| 63 | C Hayes Engineering Training Division | 50% |
| 63 | Hair to Train | 50% |
| 65 | ATC New Zealand | 50% |
| 66 | Martin-Hautus | 49% |
| 67 | BEST Pacific Institute of Education Ltd | 49% |
| 68 | ACTS Institute of New Zealand | 48% |
| 69 | FEATS Ltd | 48% |
| 70 | Gisborne Development Incorporated | 47% |
| 71 | Taratahi Agricultural Training Centre | 47% |
| 72 | Academy Group (NZ) Limited | 47% |

Disclaimer: The results in this report are generated from data submitted by Tertiary Education Organisations. While efforts have been made to verify the information, the Tertiary Education Commission does not attest to the accuracy or completeness of the results.

The Performance of Tertiary Education Organisations

www.tec.govt.nz



Tertiary Education Commission
Te Amorangi Mātauranga Matua

Employ NZ

Organisation Type: **Private Training Establishment**

Year: **2015**

Fund: **Youth Guarantee**

Successful Completion of Courses

This measure shows the proportion of courses in a given year that are successfully completed.

Median: 61%

| | | |
|----|---|-----|
| 73 | Pacific Coast Technical Institute | 51% |
| 74 | Front-Line Training Consultancy Limited | 51% |
| 75 | G & H Training | 50% |
| 76 | Golden Bay Work Centre Trust | 50% |
| 77 | Nelson Technical Institute Ltd | 50% |
| 78 | Te Kokiri Development Consultancy Inc | 50% |
| 79 | School of Business Ltd | 50% |
| 80 | Maniapoto Training Agency | 47% |
| 81 | Matapuna Training Centre | 47% |
| 82 | Dunedin Training Centre | 46% |
| 83 | Morrinsville Training Centre Ltd | 44% |
| 84 | Career NetWork Ltd | 43% |
| 85 | Greymouth Life Learning Centre | 43% |
| 86 | Te Kotahitanga Training | 38% |
| 87 | Workforce Development Limited | 38% |
| 88 | Whakato Te Matauranga | 38% |
| 89 | The College of Future Learning NZ Ltd | 35% |
| 90 | KIWA Institute of Education | 34% |
| 91 | Gisborne Development Incorporated | 31% |
| 92 | VETEL | 31% |
| 93 | Metal Tech Education Ltd | 30% |
| 94 | Quality Training Services | 29% |
| 95 | Abel Tasman Educational Trust | 28% |
| 96 | Tautoko Work Trust | 25% |

Completion of Qualifications

This measure shows the proportion of students in a given year who complete a qualification.

Median: 62%

| | | |
|----|--|-----|
| 73 | Academy Group (NZ) Limited | 42% |
| 74 | VETEL | 42% |
| 75 | Taratahi Agricultural Training Centre | 41% |
| 76 | Te Kokiri Development Consultancy Inc | 40% |
| 77 | The College of Future Learning NZ Ltd | 39% |
| 78 | Bay Agricultural Training Limited | 38% |
| 79 | Orongomai Marae Community Centre Trust | 37% |
| 80 | Te Kotahitanga Training | 36% |
| 81 | Whakato Te Matauranga | 35% |
| 82 | Golden Bay Work Centre Trust | 30% |
| 83 | KIWA Institute of Education | 30% |
| 84 | The Methodist Mission | 23% |
| 85 | Te Arawa Lakes Trust | 23% |
| 86 | Gisborne Development Incorporated | 20% |
| 87 | Workforce Development Limited | 20% |
| 88 | Te Kaupapa Training Limited | 17% |
| 89 | Dunedin Training Centre | 17% |
| 90 | Quality Training Services | 17% |
| 91 | Avon City Ford Training Services | 9% |
| 92 | Metal Tech Education Ltd | 7% |
| 93 | 2 Meke Training Limited | |
| 93 | Advanced Training Academy Limited | |
| 93 | Bounce Back Training | |
| 93 | Greymouth Life Learning Centre | |

Student Progression to Higher Level Study

This measure shows the proportion of students in a given year who progress to study at a higher level after completing a qualification at levels 1 - 4.

Median: 33%

| | | |
|----|---------------------------------------|-----|
| 71 | Horizon Education Limited | 20% |
| 74 | Maniapoto Training Agency | 20% |
| 75 | Regent Training Centre Limited | 18% |
| 76 | Kokiri Marae Keriana Olsen Trust | 17% |
| 77 | Ag Challenge Limited | 17% |
| 77 | Gisborne Development Incorporated | 17% |
| 77 | School of Business Ltd | 17% |
| 80 | HLC | 11% |
| 81 | Agriculture New Zealand | 10% |
| 82 | EnterpriseMIT | 10% |
| 83 | Nelson Training Centre | 8% |
| 84 | Responsive Trade Education Limited | 5% |
| 85 | Advanced Training Academy Limited | 0% |
| 85 | Bay Agricultural Training Limited | 0% |
| 85 | Bounce Back Training | 0% |
| 85 | C Hayes Engineering Training Division | 0% |
| 85 | Maata Waka Enterprises | 0% |
| 85 | Ngati Ruanui Tahua Iwi Authority Inc | 0% |
| 85 | Premier Hairdressing Academy | 0% |
| 85 | Te Kotahitanga E Mahi Kaha Trust | 0% |
| 85 | The Methodist Mission | 0% |
| 85 | Wai Ora Christian Community Trust | 0% |
| 85 | YWCA Christchurch Inc | 0% |

Students Retained in Study

This measure shows the proportion of students in a given year that complete a qualification or re-enrol at the same tertiary education organisation in the following year.

Median: 54%

| | | |
|----|-------------------------------------|-----|
| 73 | New Zealand Equine Training Limited | 46% |
| 74 | 2 Meke Training Limited | 45% |
| 75 | The Methodist Mission | 45% |
| 76 | G & H Training | 45% |
| 77 | SENZ Training and Employment Centre | 44% |
| 78 | Golden Bay Work Centre Trust | 42% |
| 79 | The Salvation Army Employment Plus | 41% |
| 80 | VisionWest Community Trust | 41% |
| 81 | Workforce Development Limited | 39% |
| 82 | Career NetWork Ltd | 39% |
| 83 | Metal Tech Education Ltd | 38% |
| 84 | Whakato Te Matauranga | 33% |
| 85 | Quality Training Services | 32% |
| 86 | Morrinsville Training Centre Ltd | 30% |
| 87 | SPI Institute Limited | 28% |
| 88 | Te Kaupapa Training Limited | 25% |
| 88 | Te Kotahitanga E Mahi Kaha Trust | 25% |
| 88 | Te Kotahitanga Training | 25% |
| 91 | Dunedin Training Centre | 23% |
| 92 | Enrich+ | 21% |
| 92 | Maata Waka Enterprises | 21% |
| 94 | Greymouth Life Learning Centre | 21% |
| 95 | Te Arawa Lakes Trust | 20% |
| 96 | EnterpriseMIT | 18% |

Disclaimer: The results in this report are generated from data submitted by Tertiary Education Organisations. While efforts have been made to verify the information, the Tertiary Education Commission does not attest to the accuracy or completeness of the results.



Employ NZ

Organisation Type: **Private Training Establishment**

Year: **2015** Fund: **Youth Guarantee**

Successful Completion of Courses

This measure shows the proportion of courses in a given year that are successfully completed.

Median: 61%

| | | |
|-----|-----------------------------------|-----|
| 97 | Maata Waka Enterprises | 23% |
| 98 | YWCA Christchurch Inc | 19% |
| 99 | Advanced Training Academy Limited | 18% |
| 100 | 2 Meke Training Limited | 10% |
| 101 | Martin-Hautus | 2% |
| 102 | Bounce Back Training | 0% |

Completion of Qualifications

This measure shows the proportion of students in a given year who complete a qualification.

Median: 62%

| | | |
|----|----------------------------------|--|
| 93 | Maata Waka Enterprises | |
| 93 | Martin-Hautus | |
| 93 | Tautoko Work Trust | |
| 93 | Trade Education Limited | |
| 93 | Westport Deep Sea Fishing School | |
| 93 | YWCA Christchurch Inc | |

Student Progression to Higher Level Study

This measure shows the proportion of students in a given year who progress to study at a higher level after completing a qualification at levels 1 - 4.

Median: 33%

Students Retained in Study

This measure shows the proportion of students in a given year that complete a qualification or re-enrol at the same tertiary education organisation in the following year.

Median: 54%

| | | |
|-----|--|-----|
| 97 | Trade Education Limited | 18% |
| 98 | Westport Deep Sea Fishing School | 17% |
| 99 | Ngati Ruanui Tahua Iwi Authority Inc | 9% |
| 100 | YWCA Christchurch Inc | 8% |
| 101 | Bounce Back Training | 8% |
| 102 | Advanced Training Academy Limited | 5% |
| 103 | Mara Marketing Limited | 4% |
| 104 | Auckland City Training School | 0% |
| 104 | Ngati Awa Tertiary Training Organisation | 0% |
| 104 | South Pacific Academy of Education | 0% |
| 104 | Tautoko Work Trust | 0% |

Disclaimer: The results in this report are generated from data submitted by Tertiary Education Organisations. While efforts have been made to verify the information, the Tertiary Education Commission does not attest to the accuracy or completeness of the results.