



The Private Training Establishment sector

Year: 2015

Fund: Youth Guarantee



Successful Completion of Courses

Level 1	62%
Level 2	60%
Level 3	75%

* Information is not available for this level group.

This measure shows the proportion of courses in a given year that are successfully completed.



Completion of Qualifications

Level 1	64%
Level 2	59%
Level 3	71%

* Information is not available for this level group.

This measure shows the proportion of students in a given year who complete a qualification.



Student Progression to Higher Level Study

Level 1	51%
Level 2	29%
Level 3	35%

* Information is not available for this level group.

This measure shows the proportion of students in a given year who progress to study at a higher level after completing a qualification at levels 1 - 4.



Students Retained in Study

Level 1	47%
Level 2	55%
Level 3	* %

* Information is not available for this level group.

This measure shows the proportion of students in a given year that complete a qualification or re-enrol at the same tertiary education organisation in the following year.

About the Private Training Establishment sector Government expectations of the Private Training Establishment sector

In 2015 the TEC funded 227 Private Training Establishments (PTEs) through its Student Achievement Component fund and/or Youth Guarantee fund.

The size and characteristics of PTEs vary. Smaller specialised PTEs may offer a single qualification for fewer than 20 equivalent full-time students (EFTS). The largest PTEs may offer a range of qualifications to over a thousand EFTS. For these reasons comparing PTEs may be difficult.

The government expects PTEs to:

- Work with employers to ensure provision meets employment and industry needs
- Get at-risk young people into a career or further education
- Enable Maori and Pasifika learners to progress from foundation level education to higher levels of learning
- Improve adult literacy and numeracy

Tertiary Education Strategy

The Tertiary Education Strategy (TES) sets high expectations for TEO performance and attaining better outcomes especially for skills for industry, Maori and Pasifika learners, at risk young people and for adult literacy and numeracy.

Context

Number of students in total: 9,733

Number of equivalent full-time student places: 6,233

Student ethnicity*		Level of study	
European	44%	Level 1	30%
Maori	50%	Level 2	50%
Pacific	21%	Level 3	20%
Asian	2%		
Other	2%		

*Total may exceed 100% as some students identify with more than one ethnicity.

The Performance of Tertiary Education Organisations

www.tec.govt.nz



Tertiary Education Commission
Te Amorangi Mātauranga Matua

VETEL

Organisation Type: **Private Training Establishment**

Year: **2015** Fund: **Youth Guarantee**



Successful Completion of Courses

All Levels of Study

31%

Level 1 *
Level 2 *
Level 3 *

* Information is not available for this level group.



Completion of Qualifications

All Levels of Study

42%

Level 1 *
Level 2 *
Level 3 *

* Information is not available for this level group.



Student Progression to Higher Level Study

Level 1 - 4 Study

53%

Level 1 *
Level 2 *
Level 3 *

* Information is not available for this level group.



Students Retained in Study

All Levels of Study

66%

Level 1 *
Level 2 *
Level 3 *

* Information is not available for this level group.

This measure shows the proportion of courses in a given year that are successfully completed.

This measure shows the proportion of students in a given year who complete a qualification.

This measure shows the proportion of students in a given year who progress to study at a higher level after completing a qualification at levels 1 - 4.

This measure shows the proportion of students in a given year that complete a qualification or re-enrol at the same tertiary education organisation in the following year.

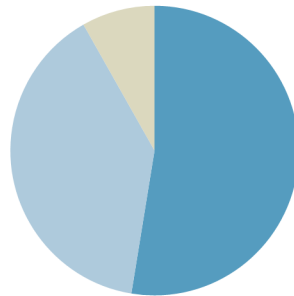
Context

EFTS*: 24
Students: 45

Further information about student characteristics may be available on the organisation's website.

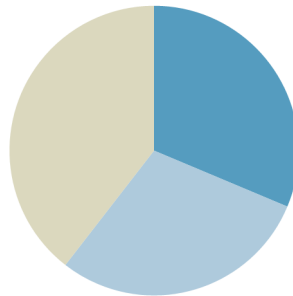
* Number of equivalent full time students.

Student Ethnicity*

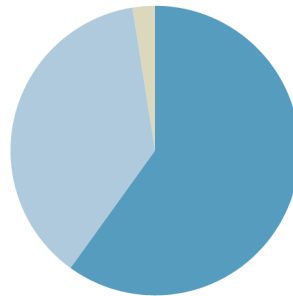


* Total may exceed 100% as some students identify with more than one ethnicity.

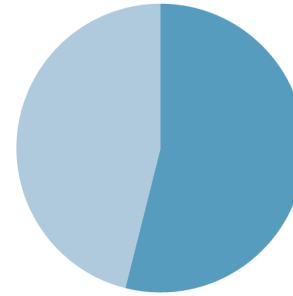
Level of Study



Student Age



Subject Area



Contacts

PO Box 59
THAMES 3540
New Zealand
07 868 7892

A Website is not available for this organisation.

Disclaimer: The results in this report are generated from data submitted by Tertiary Education Organisations. While efforts have been made to verify the information, the Tertiary Education Commission does not attest to the accuracy or completeness of the results.

Report Name: TEC-009981-2015-G001-Educational_Performance_Indicators-20160501_closed_YG.pdf

Report Version: 2

Asset ID: M0002v02

Page Title: Educational Performance & Contextual Information

Cutoff Type: Closed
Date Effective: 1 May, 2016
Date/Time Created: 03/08/2016 - 19:10

The Performance of Tertiary Education Organisations

www.tec.govt.nz



Tertiary Education Commission
Te Amorangi Mātauranga Matua

VETEL

Organisation Type: **Private Training Establishment**

Year: **2015** Fund: **Youth Guarantee**

Successful Completion of Courses

This measure shows the proportion of courses in a given year that are successfully completed.

Median: 61%

1	U Turn Community Training Services	100%
2	Responsive Trade Education Limited	97%
3	SPI Institute Limited	97%
4	Westport Deep Sea Fishing School	96%
5	New Zealand Management Academies	94%
6	New Zealand School of Tourism	94%
7	Mara Marketing Limited	92%
8	Premier Hairdressing Academy	88%
9	Lakeland Learning Company Limited	87%
10	Wai Ora Christian Community Trust	87%
11	Training For You Limited	87%
12	Avon City Ford Training Services	84%
13	Te Kaupapa Training Limited	83%
14	The Cut Above Academy Limited	82%
15	Turanga Ararau	82%
16	Capital Training	82%
17	Service Skills Centre	82%
18	MSL Training Ltd	81%
19	Harrington\Vaughan Academy of Hairdress	81%
20	Auckland Hotel & Chefs Training School	79%
21	New Zealand Institute of Sport	79%
22	Strive Community Trust Training	79%
23	Kershaw Training Enterprises	78%
24	Servilles Academy Limited	77%

Completion of Qualifications

This measure shows the proportion of students in a given year who complete a qualification.

Median: 62%

1	Capital Training	100%
1	Corporate Academy Group	100%
1	Nelson Training Centre	100%
1	U Turn Community Training Services	100%
5	Training For You Limited	97%
6	Service Skills Centre	97%
7	New Zealand Management Academies	96%
8	New Zealand School of Tourism	96%
9	Employ NZ	92%
10	Lakeland Learning Company Limited	90%
11	The Hairdressing College	87%
12	Responsive Trade Education Limited	87%
13	Strive Community Trust Training	83%
14	The Cut Above Academy Limited	80%
15	Harrington\Vaughan Academy of Hairdress	78%
16	People Potential Limited	78%
17	National Council of YMCAs of New Zealand	78%
18	Servilles Academy Limited	77%
19	ACG Tertiary & Careers	76%
20	New Zealand Institute of Sport	76%
21	School of Business Ltd	75%
22	Premier Hairdressing Academy	75%
23	Avonmore Tertiary Institute	75%
24	Kershaw Training Enterprises	74%

Student Progression to Higher Level Study

This measure shows the proportion of students in a given year who progress to study at a higher level after completing a qualification at levels 1 - 4.

Median: 33%

1	Harrington\Vaughan Academy of Hairdress	82%
2	New Zealand School of Tourism	78%
3	Orongomai Marae Community Centre Trust	75%
4	Auckland Hotel & Chefs Training School	69%
5	New Zealand Management Academies	68%
6	Whakato Te Matauranga	64%
7	The Cut Above Academy Limited	62%
8	Employ NZ	60%
9	Matapuna Training Centre	59%
10	Lakeland Learning Company Limited	57%
11	Strive Community Trust Training	57%
12	The College of Future Learning NZ Ltd	57%
13	Servilles Academy Limited	56%
13	VisionWest Community Trust	56%
15	VETEL	53%
16	New Zealand Institute of Sport	52%
17	Sobieski Consultants (Training Division)	52%
18	Advance Training Centres	52%
19	MSL Training Ltd	51%
20	ACG Tertiary & Careers	51%
21	Martin-Hautus	50%
21	Te Kokiri Development Consultancy Inc	50%
23	Service Skills Centre	48%
24	Capital Training	48%

Students Retained in Study

This measure shows the proportion of students in a given year that complete a qualification or re-enrol at the same tertiary education organisation in the following year.

Median: 54%

1	Service Skills Centre	93%
2	New Zealand Welding School	92%
3	New Zealand School of Tourism	88%
4	Palmerston North School of Design Ltd	88%
5	Nelson Training Centre	85%
6	Kokiri Marae Keriana Olsen Trust	83%
7	Ag Challenge Limited	82%
8	Advance Training Centres	80%
9	Lakeland Learning Company Limited	80%
10	National Trade Academy Ltd	79%
11	The Hairdressing College	79%
12	U Turn Community Training Services	79%
13	New Zealand Management Academies	79%
14	People Potential Limited	78%
15	Premier Hairdressing Academy	76%
16	New Zealand Institute of Sport	76%
17	Maniapoto Training Agency	74%
18	Responsive Trade Education Limited	74%
19	Avon City Ford Training Services	74%
20	HLC	73%
21	Nelson Technical Institute Ltd	73%
22	Te Kokiri Development Consultancy Inc	73%
23	Education Action Limited	72%
24	Matapuna Training Centre	72%

Disclaimer: The results in this report are generated from data submitted by Tertiary Education Organisations. While efforts have been made to verify the information, the Tertiary Education Commission does not attest to the accuracy or completeness of the results.

The Performance of Tertiary Education Organisations

www.tec.govt.nz



Tertiary Education Commission
Te Amorangi Mātauranga Matua

VETEL

Organisation Type: **Private Training Establishment**

Year: **2015**

Fund: **Youth Guarantee**

Successful Completion of Courses

This measure shows the proportion of courses in a given year that are successfully completed.

Median: 61%

25	Taranaki Educare	77%
26	Avonmore Tertiary Institute	76%
27	The Hairdressing College	76%
28	Community Colleges New Zealand Ltd	76%
29	Hair to Train	75%
30	ACG Tertiary & Careers	75%
31	Taratahi Agricultural Training Centre	74%
32	ATC New Zealand	74%
33	Employ NZ	73%
34	Nelson Training Centre	73%
35	HLC	72%
36	C Hayes Engineering Training Division	71%
37	Advance Training Centres	71%
38	Palmerston North School of Design Ltd	71%
39	Fairview Educational Services Limited	71%
40	Corporate Academy Group	70%
41	Land Based Training Limited	70%
42	Waikato School of Hairdressing Limited	68%
43	People Potential Limited	68%
44	Agriculture New Zealand	66%
45	Trade Education Limited	66%
46	Horizon Education Limited	66%
47	Ag Challenge Limited	66%
48	Kokiri Marae Keriana Olsen Trust	66%

Completion of Qualifications

This measure shows the proportion of students in a given year who complete a qualification.

Median: 62%

25	Maniapoto Training Agency	74%
26	FEATS Ltd	73%
27	Turanga Ararau	73%
28	Community Colleges New Zealand Ltd	72%
29	Front-Line Training Consultancy Limited	70%
30	SENZ Training and Employment Centre	70%
31	Ag Challenge Limited	69%
32	MSL Training Ltd	67%
33	The Salvation Army Employment Plus	67%
34	Kokiri Marae Keriana Olsen Trust	66%
35	ATC New Zealand	65%
36	Hair to Train	65%
37	Mara Marketing Limited	65%
38	Waikato School of Hairdressing Limited	65%
39	Future Skills Academy Limited	65%
40	Horizon Education Limited	64%
41	Pacific Coast Technical Institute	64%
42	Land Based Training Limited	64%
43	Education Action Limited	63%
44	C Hayes Engineering Training Division	63%
45	Advance Training Centres	62%
46	HLC	62%
47	New Zealand Welding School	62%
48	BEST Pacific Institute of Education Ltd	61%

Student Progression to Higher Level Study

This measure shows the proportion of students in a given year who progress to study at a higher level after completing a qualification at levels 1 - 4.

Median: 33%

25	Target Education	47%
26	Kershaw Training Enterprises	47%
27	Morrinsville Training Centre Ltd	46%
28	Fairview Educational Services Limited	45%
29	Education Action Limited	45%
30	Turanga Ararau	43%
31	Training For You Limited	42%
32	Front-Line Training Consultancy Limited	42%
32	Waikato School of Hairdressing Limited	42%
34	ACTS Institute of New Zealand	41%
34	Kokiri Training Centre	41%
36	ATC New Zealand	40%
37	Dunedin Training Centre	40%
37	G & H Training	40%
39	SENZ Training and Employment Centre	39%
39	Workforce Development Limited	39%
41	SPI Institute Limited	39%
42	U Turn Community Training Services	38%
43	People Potential Limited	37%
44	Academy Group (NZ) Limited	36%
45	BEST Pacific Institute of Education Ltd	36%
46	The Hairdressing College	35%
47	Future Skills Academy Limited	35%
48	FEATS Ltd	33%

Students Retained in Study

This measure shows the proportion of students in a given year that complete a qualification or re-enrol at the same tertiary education organisation in the following year.

Median: 54%

25	Auckland Hotel & Chefs Training School	71%
26	Harrington\Vaughan Academy of Hairdress	71%
27	Capital Training	70%
28	Servilles Academy Limited	70%
29	Community Colleges New Zealand Ltd	70%
30	Future Skills Academy Limited	69%
31	Land Based Training Limited	69%
32	Taranaki Educare	69%
33	Pacific Coast Technical Institute	69%
34	MSL Training Ltd	68%
35	The Cut Above Academy Limited	66%
36	VETEL	66%
37	ACG Tertiary & Careers	65%
38	Bay Agricultural Training Limited	65%
39	Sobieski Consultants (Training Division)	65%
40	Front-Line Training Consultancy Limited	64%
41	Waikato School of Hairdressing Limited	63%
42	Strive Community Trust Training	63%
43	Fairview Educational Services Limited	62%
44	Turanga Ararau	61%
45	National Council of YMCAs of New Zealand	60%
46	The College of Future Learning NZ Ltd	60%
47	Training For You Limited	60%
48	Avonmore Tertiary Institute	59%

Disclaimer: The results in this report are generated from data submitted by Tertiary Education Organisations. While efforts have been made to verify the information, the Tertiary Education Commission does not attest to the accuracy or completeness of the results.

The Performance of Tertiary Education Organisations

www.tec.govt.nz



Tertiary Education Commission
Te Amorangi Mātauranga Matua

VETEL

Organisation Type: **Private Training Establishment**

Year: **2015**

Fund: **Youth Guarantee**



Successful Completion of
Courses

This measure shows the proportion of courses in a given year that are successfully completed.

Median: 61%

49	VisionWest Community Trust	64%
50	SENZ Training and Employment Centre	63%
51	Target Education	62%
52	Trade and Commerce Centre	61%
53	BEST Pacific Institute of Education Ltd	61%
54	New Zealand Welding School	61%
55	ACTS Institute of New Zealand	61%
56	Future Skills Academy Limited	60%
57	Bay Agricultural Training Limited	59%
58	Skills Update Training Institute	58%
59	National Trade Academy Ltd	58%
60	Regent Training Centre Limited	57%
61	Sobieski Consultants (Training Division)	57%
62	National Council of YMCAs of New Zealand	57%
63	Education Action Limited	56%
64	Academy Group (NZ) Limited	56%
65	FEATS Ltd	55%
66	New Zealand Equine Training Limited	55%
67	The Salvation Army Employment Plus	55%
68	The Methodist Mission	55%
69	ACG Yoobee School of Design.	54%
70	Te Arawa Lakes Trust	53%
71	EnterpriseMIT	52%
72	Orongomai Marae Community Centre Trust	51%



Completion of
Qualifications

This measure shows the proportion of students in a given year who complete a qualification.

Median: 62%

49	VisionWest Community Trust	60%
50	Auckland Hotel & Chefs Training School	58%
51	Career NetWork Ltd	58%
52	Morrinsville Training Centre Ltd	58%
53	SPI Institute Limited	58%
54	Taranaki Educare	55%
55	ACG Yoobee School of Design.	54%
56	Agriculture New Zealand	54%
57	Palmerston North School of Design Ltd	53%
58	National Trade Academy Ltd	53%
59	Regent Training Centre Limited	52%
60	Fairview Educational Services Limited	52%
61	Target Education	52%
62	G & H Training	51%
63	Nelson Technical Institute Ltd	51%
64	Skills Update Training Institute	49%
65	Wai Ora Christian Community Trust	49%
66	Trade and Commerce Centre	49%
67	EnterpriseMIT	48%
68	Matapuna Training Centre	44%
69	ACTS Institute of New Zealand	44%
70	Sobieski Consultants (Training Division)	44%
71	Abel Tasman Educational Trust	43%
72	New Zealand Equine Training Limited	43%



Student Progression to
Higher Level Study

This measure shows the proportion of students in a given year who progress to study at a higher level after completing a qualification at levels 1 - 4.

Median: 33%

48	New Zealand Equine Training Limited	33%
48	New Zealand Welding School	33%
51	Trade and Commerce Centre	33%
52	Quality Training Services	33%
53	Pacific Coast Technical Institute	32%
53	Taranaki Educare	32%
55	Land Based Training Limited	31%
56	Career NetWork Ltd	30%
57	Skills Update Training Institute	30%
58	National Council of YMCAs of New Zealand	30%
59	Taratahi Agricultural Training Centre	30%
60	Corporate Academy Group	29%
61	Palmerston North School of Design Ltd	29%
62	Avon City Ford Training Services	28%
63	Community Colleges New Zealand Ltd	27%
64	2 Meke Training Limited	25%
64	Enrich+	25%
64	Greymouth Life Learning Centre	25%
67	Nelson Technical Institute Ltd	24%
68	Avonmore Tertiary Institute	22%
69	National Trade Academy Ltd	22%
70	The Salvation Army Employment Plus	21%
71	Golden Bay Work Centre Trust	20%
71	Hair to Train	20%



Students
Retained in Study

This measure shows the proportion of students in a given year that complete a qualification or re-enrol at the same tertiary education organisation in the following year.

Median: 54%

49	Employ NZ	57%
50	Horizon Education Limited	57%
51	Agriculture New Zealand	56%
52	Corporate Academy Group	55%
53	Wai Ora Christian Community Trust	55%
54	Abel Tasman Educational Trust	54%
55	Regent Training Centre Limited	54%
56	Kokiri Training Centre	54%
57	Orongomai Marae Community Centre Trust	53%
58	Target Education	53%
59	Kershaw Training Enterprises	52%
60	Skills Update Training Institute	52%
61	School of Business Ltd	51%
62	Trade and Commerce Centre	50%
63	C Hayes Engineering Training Division	50%
63	Hair to Train	50%
65	ATC New Zealand	50%
66	Martin-Hautus	49%
67	BEST Pacific Institute of Education Ltd	49%
68	ACTS Institute of New Zealand	48%
69	FEATS Ltd	48%
70	Gisborne Development Incorporated	47%
71	Taratahi Agricultural Training Centre	47%
72	Academy Group (NZ) Limited	47%

Disclaimer: The results in this report are generated from data submitted by Tertiary Education Organisations. While efforts have been made to verify the information, the Tertiary Education Commission does not attest to the accuracy or completeness of the results.

The Performance of Tertiary Education Organisations

www.tec.govt.nz



Tertiary Education Commission
Te Amorangi Mātauranga Matua

VETEL

Organisation Type: **Private Training Establishment**

Year: **2015**

Fund: **Youth Guarantee**

Successful Completion of Courses

This measure shows the proportion of courses in a given year that are successfully completed.

Median: 61%

73	Pacific Coast Technical Institute	51%
74	Front-Line Training Consultancy Limited	51%
75	G & H Training	50%
76	Golden Bay Work Centre Trust	50%
77	Nelson Technical Institute Ltd	50%
78	Te Kokiri Development Consultancy Inc	50%
79	School of Business Ltd	50%
80	Maniapoto Training Agency	47%
81	Matapuna Training Centre	47%
82	Dunedin Training Centre	46%
83	Morrinsville Training Centre Ltd	44%
84	Career NetWork Ltd	43%
85	Greymouth Life Learning Centre	43%
86	Te Kotahitanga Training	38%
87	Workforce Development Limited	38%
88	Whakato Te Matauranga	38%
89	The College of Future Learning NZ Ltd	35%
90	KIWA Institute of Education	34%
91	Gisborne Development Incorporated	31%
92	VETEL	31%
93	Metal Tech Education Ltd	30%
94	Quality Training Services	29%
95	Abel Tasman Educational Trust	28%
96	Tautoko Work Trust	25%

Completion of Qualifications

This measure shows the proportion of students in a given year who complete a qualification.

Median: 62%

73	Academy Group (NZ) Limited	42%
74	VETEL	42%
75	Taratahi Agricultural Training Centre	41%
76	Te Kokiri Development Consultancy Inc	40%
77	The College of Future Learning NZ Ltd	39%
78	Bay Agricultural Training Limited	38%
79	Orongomai Marae Community Centre Trust	37%
80	Te Kotahitanga Training	36%
81	Whakato Te Matauranga	35%
82	Golden Bay Work Centre Trust	30%
83	KIWA Institute of Education	30%
84	The Methodist Mission	23%
85	Te Arawa Lakes Trust	23%
86	Gisborne Development Incorporated	20%
87	Workforce Development Limited	20%
88	Te Kaupapa Training Limited	17%
89	Dunedin Training Centre	17%
90	Quality Training Services	17%
91	Avon City Ford Training Services	9%
92	Metal Tech Education Ltd	7%
93	2 Meke Training Limited	
93	Advanced Training Academy Limited	
93	Bounce Back Training	
93	Greymouth Life Learning Centre	

Student Progression to Higher Level Study

This measure shows the proportion of students in a given year who progress to study at a higher level after completing a qualification at levels 1 - 4.

Median: 33%

71	Horizon Education Limited	20%
74	Maniapoto Training Agency	20%
75	Regent Training Centre Limited	18%
76	Kokiri Marae Keriana Olsen Trust	17%
77	Ag Challenge Limited	17%
77	Gisborne Development Incorporated	17%
77	School of Business Ltd	17%
80	HLC	11%
81	Agriculture New Zealand	10%
82	EnterpriseMIT	10%
83	Nelson Training Centre	8%
84	Responsive Trade Education Limited	5%
85	Advanced Training Academy Limited	0%
85	Bay Agricultural Training Limited	0%
85	Bounce Back Training	0%
85	C Hayes Engineering Training Division	0%
85	Maata Waka Enterprises	0%
85	Ngati Ruanui Tahua Iwi Authority Inc	0%
85	Premier Hairdressing Academy	0%
85	Te Kotahitanga E Mahi Kaha Trust	0%
85	The Methodist Mission	0%
85	Wai Ora Christian Community Trust	0%
85	YWCA Christchurch Inc	0%

Students Retained in Study

This measure shows the proportion of students in a given year that complete a qualification or re-enrol at the same tertiary education organisation in the following year.

Median: 54%

73	New Zealand Equine Training Limited	46%
74	2 Meke Training Limited	45%
75	The Methodist Mission	45%
76	G & H Training	45%
77	SENZ Training and Employment Centre	44%
78	Golden Bay Work Centre Trust	42%
79	The Salvation Army Employment Plus	41%
80	VisionWest Community Trust	41%
81	Workforce Development Limited	39%
82	Career NetWork Ltd	39%
83	Metal Tech Education Ltd	38%
84	Whakato Te Matauranga	33%
85	Quality Training Services	32%
86	Morrinsville Training Centre Ltd	30%
87	SPI Institute Limited	28%
88	Te Kaupapa Training Limited	25%
88	Te Kotahitanga E Mahi Kaha Trust	25%
88	Te Kotahitanga Training	25%
91	Dunedin Training Centre	23%
92	Enrich+	21%
92	Maata Waka Enterprises	21%
94	Greymouth Life Learning Centre	21%
95	Te Arawa Lakes Trust	20%
96	EnterpriseMIT	18%

Disclaimer: The results in this report are generated from data submitted by Tertiary Education Organisations. While efforts have been made to verify the information, the Tertiary Education Commission does not attest to the accuracy or completeness of the results.

The Performance of Tertiary Education Organisations

www.tec.govt.nz



Tertiary Education Commission
Te Amorangi Mātauranga Matua

VETEL

Organisation Type: **Private Training Establishment**

Year: **2015** Fund: **Youth Guarantee**



Successful Completion of Courses

This measure shows the proportion of courses in a given year that are successfully completed.

Median: 61%

97	Maata Waka Enterprises	23%
98	YWCA Christchurch Inc	19%
99	Advanced Training Academy Limited	18%
100	2 Meke Training Limited	10%
101	Martin-Hautus	2%
102	Bounce Back Training	0%



Completion of Qualifications

This measure shows the proportion of students in a given year who complete a qualification.

Median: 62%

93	Maata Waka Enterprises	
93	Martin-Hautus	
93	Tautoko Work Trust	
93	Trade Education Limited	
93	Westport Deep Sea Fishing School	
93	YWCA Christchurch Inc	



Student Progression to Higher Level Study

This measure shows the proportion of students in a given year who progress to study at a higher level after completing a qualification at levels 1 - 4.

Median: 33%



Students Retained in Study

This measure shows the proportion of students in a given year that complete a qualification or re-enrol at the same tertiary education organisation in the following year.

Median: 54%

97	Trade Education Limited	18%
98	Westport Deep Sea Fishing School	17%
99	Ngati Ruanui Tahua Iwi Authority Inc	9%
100	YWCA Christchurch Inc	8%
101	Bounce Back Training	8%
102	Advanced Training Academy Limited	5%
103	Mara Marketing Limited	4%
104	Auckland City Training School	0%
104	Ngati Awa Tertiary Training Organisation	0%
104	South Pacific Academy of Education	0%
104	Tautoko Work Trust	0%

Disclaimer: The results in this report are generated from data submitted by Tertiary Education Organisations. While efforts have been made to verify the information, the Tertiary Education Commission does not attest to the accuracy or completeness of the results.