

Performance of Tertiary Education Organisations

Educational Performance Indicators

Subsea Training Centre: 2017 Reporting Year

Content of this report

1. 2017 Rates for the four educational performance indicators

This report provides the 2017 rates for the educational performance indicators (EPIs) for Subsea Training Centre:

- first year retention rate
- cohort-based qualification completion rate
- course completion rate
- progression rate

The methodology and rules for calculating all EPIs can be found [here](#).

The cohort-based qualification completion, first year retention, and course completion rates count enrolments for all funding sources while progression rates only include student achievement component funded enrolments.

The methodology for the course completion rate has been updated for 2017 onwards to align with the funding sources used to calculate the cohort-based qualification completion rate.

For course completion rates, this report uses grouped register levels to align with cohort-based qualification completion and first year retention rates.

The methodology for the progression rate has not changed.

2. Supplemental information for cohort-based qualification completion and first year retention rates

The report also includes supplemental information to support the cohort-based qualification completion rate and first year retention rates:

- Information comparing the relative ranking of a TEO within its sub sector when using the previous and current methodologies for the qualification completion and retention rates
- Because of significant differences in how part-time students engage in and complete qualifications we show the volume and proportion of part-time versus full-time learners
- Because students may change their course of study part-way through we show:
 - o For qualification completions – when students complete or progress to a lower or higher level qualification without completing a qualification at the same level that they initially enrolled in
 - o For first year retention - when students complete a qualification or progress to a lower or higher level qualification without being retained at the same level after the year they enter the cohort

Cohort-Based Qualification Completion Rate

This measures the number of learners out of a starting cohort who complete a qualification at the same level after a given time-frame. The rate includes, based on level of study, learners who started in 2012, 2014 and 2016. The percent of learners who either progressed to or completed at a different level than the cohort they were enrolled in is shown in the section on Supplemental and Comparative Information at the end of this report.

All learners

Overall	Subsea Training Centre	74%
	All PTEs	63%
	All TEOs	63%
Level 8 to 10 2012 starting cohort 6 year: completions up to 2017	Subsea Training Centre	n/a
	All PTEs	72%
	All TEOs	70%
Level 7 degree 2012 starting cohort 6 year: completions up to 2017	Subsea Training Centre	n/a
	All PTEs	69%
	All TEOs	60%
Level 4 to 7 (non degree) 2014 starting cohort 4 year: completions up to 2017	Subsea Training Centre	74%
	All PTEs	69%
	All TEOs	66%
Level 1 to 3 2016 starting cohort 2 year: completions up to 2017	Subsea Training Centre	n/a
	All PTEs	62%
	All TEOs	62%

Overall TEO cohort-based qualification completion rate

74%

	Number of learners	Completion Rate
Full-time	93	82%
Part-time	24	46%

Full-time learners

Overall	82%
Level 8 to 10	n/a
Level 7 degree	n/a
Level 4 to 7 (non degree)	82%
Level 1 to 3	n/a

Part-time learners

Overall	46%
Level 8 to 10	n/a
Level 7 degree	n/a
Level 4 to 7 (non degree)	46%
Level 1 to 3	n/a

n/a values or blank fields indicate that there is no data for the indicator for this organisation.

* indicates that the data has been suppressed as one or more of the values is less than 10.

Sector and subsector rates are median values.

First Year Retention Rate

This rate measures, for longer qualifications, how many learners re-enrolled at the same level in the year after they enter the cohort. The percent of learners who either completed or re-enrolled at a different level is shown in the section on Supplemental and Comparative Information at the end of this report.

First year retention rates of 2016 starting cohort by levels

Overall	Subsea Training Centre	n/a
	All PTEs	62%
	All TEOs	63%
Level 8 to 10	Subsea Training Centre	n/a
	All PTEs	47%
	All TEOs	68%
Level 7 degree	Subsea Training Centre	n/a
	All PTEs	71%
	All TEOs	73%
Level 4 to 7 (non degree)	Subsea Training Centre	n/a
	All PTEs	56%
	All TEOs	54%

Overall TEO first year retention rate

n/a

n/a values or blank fields indicate that there is no data for the indicator for this organisation.

* indicates that the data has been suppressed as one or more of the values is less than 10.

Sector and subsector rates are median values.

EFTS-Weighted Course Completion Rate

This measure shows the proportion of courses that are successfully completed.

Note: The methodology for the EFTS-weighted course completion rate has not changed, however it now includes all sources of funding where we expect a course completion.

By level of study

Overall	Subsea Training Centre	91%
	All PTEs	81%
	All TEOs	81%
Level 8 to 10	Subsea Training Centre	n/a
	All PTEs	86%
	All TEOs	90%
Level 7 degree	Subsea Training Centre	n/a
	All PTEs	90%
	All TEOs	88%
Level 4 to 7 (non degree)	Subsea Training Centre	91%
	All PTEs	87%
	All TEOs	84%
Level 1 to 3	Subsea Training Centre	n/a
	All PTEs	73%
	All TEOs	73%

Overall TEO EFTS-weighted course completion rate

91%

n/a values or blank fields indicate that there is no data for the indicator for this organisation.

* indicates that the data has been suppressed as one or more of the values is less than 10.

Sector and subsector rates are median values.

Student Progression to Higher Level Study

This measure shows the proportion of students in a given year who progress to study at a higher level after completing a Level 1 to 4 Student Achievement Component funded qualification.

Note: The methodology for the student progression to higher level of study rate has not changed.

By level of study progressing from

Overall	Subsea Training Centre	72%
	All PTEs	27%
	All TEOs	28%
Level 4	Subsea Training Centre	72%
	All PTEs	20%
	All TEOs	22%
Level 3	Subsea Training Centre	n/a
	All PTEs	30%
	All TEOs	31%
Level 2	Subsea Training Centre	n/a
	All PTEs	40%
	All TEOs	48%
Level 1	Subsea Training Centre	n/a
	All PTEs	46%
	All TEOs	48%

Overall TEO progression rate

72%

n/a values or blank fields indicate that there is no data for the indicator for this organisation.

* indicates that the data has been suppressed as one or more of the values is less than 10.

Sector and subsector rates are median values.

Relative Results Across Educational Performance Indicators

Cohort-based qualification completion

This measures the number of learners out of a starting cohort who successfully complete at the same level after a given time-frame.

	Name	Rate
	PTE subsector median	63%
	All of sector median	63%
1	Kokiri Marae Keriana Olsen Trust	99%
2	Capernwray Bible School	98%
3	Evolution School of Holistic Therapies	97%
4	North Shore Language School	95%
5	Royal Business College Limited	95%
6	NZ Inst of Electrolysis & Beauty Therapy	95%
7	Polyethnic Institute of Studies	95%
8	Vineyard College	95%
9	Peter Minturn (NZ) Goldsmith School	94%
10	Mr Barber Training Centre	94%
11	Techtorium NZ Institute of IT Ltd	93%
12	Kyewood Equestrian Centre Limited	92%
13	New Zealand School of Tourism	92%
14	Blueprint for Learning	92%
15	Tautoko Work Trust	92%
16	MSL Training Ltd	92%
17	New Zealand College of Chiropractic	91%
18	Southern Wings Limited	91%
19	Lakeland Learning Company Limited	90%
20	Auckland East City Elim Church	90%
20	New Zealand Skydiving School Ltd	90%
20	Whitecliffe College of Arts and Design	90%

First year retention rate

This rate measures, for longer qualifications, how many learners re-enrolled in the same level in the year after they enter the cohort.

	Name	Rate
	PTE subsector median	62%
	All of sector median	63%
1	Christchurch Helicopters	100%
1	International Travel College of NZ	100%
3	New Zealand College of Chiropractic	94%
4	Toi Whakaari: NZ Drama School	88%
5	AIS	86%
6	Nelson Aviation College	85%
7	EDENZ Colleges	83%
8	New Zealand Tertiary College Limited	83%
9	Queenstown Resort College	81%
10	Wellpark College	81%
11	Media Design School Limited	81%
12	Naturopathic College of New Zealand	80%
12	Te Wananga Takiura	80%
14	North Shore International Academy (NSIA)	80%
15	Te Rito Maioha Early Childhood NZ Inc	76%
16	Animation College New Zealand Limited	75%
17	L3 Airline Academy (Hamilton)	75%
17	South Pacific Bible College	75%
17	Whitireia New Zealand Limited	75%
20	Bethlehem Institute Limited	73%
21	Good Shepherd College - Te Heparā Pai	71%

EFTS-weighted course completion

This measure shows the proportion of courses that are successfully completed.

	Name	Rate
	PTE subsector median	81%
	All of sector median	81%
1	ITTI	100%
1	New Zealand Training Centre	100%
1	Te Kotahitanga Training	100%
4	Eastwest Coll of Intercultural Studies	100%
5	Hillary Outdoors Education Centres	99%
6	Airways Training Centre	98%
7	Techtorium NZ Institute of IT Ltd	98%
8	Auckland East City Elim Church	97%
9	South Pacific Bible College	97%
10	Westport Deep Sea Fishing School	97%
11	New Zealand College of Chiropractic	97%
12	Institute of Professional Legal Studies	96%
13	Alpha Training Centre	96%
14	Manaaki Ora	96%
15	Ringa Atawhai Matauranga	96%
16	Vineyard College	96%
17	Auckland City Training School	96%
18	Mr Barber Training Centre	96%
19	New Zealand School of Radio Limited	95%
20	Polyethnic Institute of Studies	95%
21	Good Shepherd College - Te Heparā Pai	95%
22	College of Law NZ	95%

Student progression to higher levels of study

This measure shows the proportion of students in a given year who progress to study at a higher level after completing a Level 1 to 4 Student Achievement Component funded qualification.

	Name	Rate
	PTE subsector median	27%
	All of sector median	28%
1	Design and Arts College of NZ Ltd	100%
1	Hungry Creek Art and Crafts School	100%
3	South Pacific College of Natural Medicine	92%
4	Laidlaw College Incorporated	86%
5	New Zealand Inst of Fashion Tech Ltd	84%
6	Peter Minturn (NZ) Goldsmith School	75%
7	Whitecliffe College of Arts and Design	75%
8	Subsea Training Centre	72%
9	Alphacrucis International College	70%
10	Excel Ministries - Performing Arts	67%
11	New Zealand School of Tourism	64%
12	Hillary Outdoors Education Centres	63%
13	New Zealand College of Chinese Medicine	60%
14	Whitireia New Zealand Limited	60%
15	New Zealand Management Academies	58%
16	Auckland City Training School	56%
17	Praxis	55%
18	International Travel College of NZ	53%
19	Anamata PTE - Whakatane	50%
19	NZ College of Massage	50%
19	Sue's Computer Training Company	50%

n/a values or blank fields indicate that there is no data for the indicator for this organisation.

* indicates that the data has been suppressed as one or more of the values is less than 10.

Sector and subsector rates are median values.

23	Alpha Training Centre	89%	22	Queens Academic Group Limited	70%	23	Nelson Aviation College	94%	22	Capital Training	48%
24	Academy of Diving Trust	88%	23	Future Skills Academy Limited	67%	24	New Zealand School of Dance	94%	23	The Learning Connexion Limited	47%
25	South Seas Film & Television School Ltd	88%	23	International Aviation Academy of NZ Ltd	67%	25	South Seas Film & Television School Ltd	94%	24	Harrington\Vaughan Academy of Hairdress	47%
26	AIS	86%	23	Wanaka Helicopters	67%	26	International Aviation Academy of NZ Ltd	94%	25	MSL Training Ltd	47%
27	Academy Group (NZ) Limited	86%	26	New Zealand College of Chinese Medicine	66%	27	Wanaka Helicopters	94%	26	English Teaching College	45%
27	Auckland City Training School	86%	27	Te Kohanga Reo National Trust Board	65%	28	Waikato Institute of Education	94%	27	Quantum Education Group ES Ltd	45%
29	Institute of Professional Legal Studies	86%	28	New Zealand Training Centre	65%	29	NZ Inst of Electrolysis & Beauty Therapy	94%	28	Evolution School of Holistic Therapies	42%
30	Ashton Warner Nanny Academy	86%	29	Whitecliffe College of Arts and Design	65%	30	Crown Institute of Studies	93%	29	Naturopathic College of New Zealand	41%
30	Eastwest Coll of Intercultural Studies	86%	30	Hungry Creek Art and Crafts School	64%	31	NZ Institute of Education 2007 Limited	93%	30	Servilles Academy Limited	41%
32	Vet Nurse plus Limited	85%	30	South Seas Film & Television School Ltd	64%	32	Toi Whakaari: NZ Drama School	93%	31	The Professional Bar & Restaurant School	41%
33	ITTI	84%	32	IPU New Zealand	63%	33	Pacific Int Hotel Management School Ltd	93%	32	New Zealand School of Education Limited	40%
34	The National School of Aesthetics	84%	33	ICL Business School	62%	34	New Zealand Skydiving School Ltd	93%	32	North Shore International Academy (NSIA)	40%
35	CPS Training	84%	34	Waikato Aero Club (Inc)	62%	35	ICA	93%	34	Avonmore Tertiary Institute	39%
36	Taranaki Educare	84%	35	Alphacrucis International College	60%	36	North Shore International Academy (NSIA)	93%	35	Premier Hairdressing Academy	39%
37	North Shore International Academy (NSIA)	83%	36	South Pacific College of Natural Medicin	59%	37	CPS Training	92%	36	Taranaki Educare	39%
38	Servilles Academy Limited	83%	37	Carey Baptist College	59%	38	Maata Waka Enterprises	92%	37	New Zealand Welding School	39%
39	Praxis	83%	38	New Zealand Management Academies	59%	39	Air New Zealand Aviation Institute	92%	38	BEST Pacific Institute of Education Ltd	38%
40	Skills 4 Work Incorporated	83%	39	Laidlaw College Incorporated	59%	40	Te Wananga Whare Tapere O Takitimu	92%	39	Palmerston North School of Design Ltd	38%
41	ICA	82%	40	Praxis	52%	41	Responsive Trade Education Limited	92%	40	Kyewood Equestrian Centre Limited	38%
42	ACG Tertiary & Careers	82%	41	Air Hawkes Bay	50%	42	NZ Graduate School of Education Limited	91%	41	People Potential Limited	37%
43	Face and Beauty Academy	82%	41	Maata Waka Enterprises	50%	43	South Pacific College of Natural Medicin	91%	42	Manaaki Ora	37%
44	Air New Zealand Aviation Institute	82%	41	New Zealand School of Education Limited	50%	44	Southern Wings Limited	91%	43	Skills Update Training Institute	36%
45	Strive Community Trust Training	82%	44	Anamata PTE - Whakatane	45%	45	Praxis	91%	44	Faith Bible College	36%
46	Nelson Training Centre	82%	45	New Zealand School of Dance	41%	46	Subsea Training Centre	91%	45	National Trade Academy Ltd	35%
47	The Hairdressing College	81%	46	Palmerston North School of Design Ltd	40%	47	Turanga Ararau	91%	46	NZ Institute of Education 2007 Limited	34%
48	NZ College of Massage	81%	47	Bay of Plenty College of Homeopathy Ltd	37%	48	North Shore Helicopter Training	91%	47	Ignite Colleges	33%
49	New Zealand Inst of Fashion Tech Ltd	81%	47	The Learning Connexion Limited	37%	49	Peter Minturn (NZ) Goldsmith School	90%	47	International College of Camille	33%
50	Avon City Ford Training Services	81%	49	Pacific Int Hotel Management School Ltd	35%	50	North Shore Language School	90%	49	The Hairdressing College	31%
51	Nelson Aviation College	81%	50	NZ School of Acupuncture & TCM	28%	51	L3 Airline Academy (Hamilton)	90%	50	Waikato School of Hairdressing Limited	29%
52	English Teaching College	80%							51	Quantum Education Group Limited	29%
53	Samala Robinson Academy Ltd	80%									
54	Elite Int School Of Beauty Therapy	80%									

n/a values or blank fields indicate that there is no data for the indicator for this organisation.

* indicates that the data has been suppressed as one or more of the values is less than 10.

Sector and subsector rates are median values.

55	Porse Education & Training	79%	51	NZ College of Massage	26%	52	Catholic Institute of Aotearoa NZ	90%	52	Academy of Diving Trust	28%
56	Avonmore Tertiary Institute	79%	52	ATC New Zealand	24%	53	Queens Academic Group Limited	90%	53	EDENZ Colleges	28%
57	Turanga Ararau	79%	53	Ardmore Flying School	22%	54	MSL Training Ltd	89%	53	Training For You Limited	28%
58	AMS Group Training	79%	54	Southern Wings Limited	17%	55	New Zealand College of Chinese Medicine	89%	55	HLC	28%
58	Toi Whakaari: NZ Drama School	79%	55	NZ International Commercial Pilot Academ	14%	56	Royal Business College Limited	89%	55	North Shore Language School	28%
60	New Zealand Training Centre	79%	56	ICA	9%	57	NZ College of Massage	89%	57	Solomon Group	27%
61	Media Design School Limited	79%	57	Avonmore Tertiary Institute	9%	58	Laidlaw College Incorporated	89%	58	Advance Training Centres	27%
62	Excel Ministries - Performing Arts	77%	58	Te Wananga Whare Tapere O Takitimu	6%	59	AIS	89%	59	Quantum Education Group QT Limited	27%
63	EDENZ Colleges Ltd	77%	59	Intueri Education	1%	60	Faith Bible College	89%	60	Fairview Educational Services Limited	27%
64	People Potential Limited	77%	60	Air New Zealand Aviation Institute	0%	61	Carey Baptist College	88%	61	Te Kohanga Reo National Trust Board	26%
65	Faith Bible College	77%	60	BEST Pacific Institute of Education Ltd	0%	62	Hair to Train	88%	62	Onsite Education	26%
66	New Zealand School of Education Limited	77%	60	Eastwest Coll of Intercultural Studies	0%	63	Air Hawkes Bay	88%	63	Target Education	26%
67	NZ School of Food and Wine Ltd	76%	60	North Shore Helicopter Training	0%	64	Whitireia New Zealand Limited	88%	64	KIWA Institute of Education	25%
68	Aromaflex Academy	76%	60	Pathways Bible and Mission College	0%	65	Pathways Bible and Mission College	88%	65	Ashton Warner Nanny Academy	25%
69	The Professional Bar & Restaurant School	76%	60	Pathways Bible and Mission College	0%	66	Whitecliffe College of Arts and Design	88%	66	Cornerstone Education	25%
70	Capital Training	76%	60	Quantum Education Group Limited	0%	67	Queenstown Resort College	88%	67	Crown Institute of Studies	24%
71	Fairview Educational Services Limited	75%	60	Quantum Education Group QT Limited	0%	68	Bethlehem Institute Limited	88%	68	Workforce Development Limited	24%
72	Subsea Training Centre	74%	60	SAE Institute	0%	69	Hungry Creek Art and Crafts School	88%	69	Taratahi Agricultural Training Centre	24%
73	Nelson Technical Institute Ltd	74%		Subsea Training Centre	n/a	70	Te Rito Maioha Early Childhood NZ Inc	87%	70	Land Based Training Limited	24%
74	New Zealand Tertiary College Limited	73%				71	Alphacrucis Limited	87%	71	DAS International Academy	23%
75	New Zealand Management Academies	73%				72	Vet Nurse plus Limited	87%	72	Future Skills Academy Limited	23%
76	New Zealand School of Dance	73%				73	The Hairdressing College	86%	73	Waikato Institute of Education	23%
77	EDENZ Colleges	72%				74	Academy of Diving Trust	86%	74	Intueri Education	22%
78	Te Rito Maioha Early Childhood NZ Inc	72%				75	New Zealand School of Tourism	86%	75	The College of Future Learning NZ Ltd	21%
79	Solomon Group	72%				76	New Zealand Tertiary College Limited	86%	76	Face and Beauty Academy	21%
80	SAE Institute	72%				77	Lakeland Learning Company Limited	86%	77	Auckland Hotel & Chefs Training School	20%
81	The Learning Connexion Limited	71%				78	Servilles Academy Limited	86%	77	Community Colleges New Zealand Ltd	20%
82	International Travel College of NZ	71%				79	Avonmore Tertiary Institute	86%	77	Patricks School of Hairdressing Limited	20%
83	Yoobee School of Design	71%				80	Taranaki Educare	85%	77	The Methodist Mission	20%
84	Te Wananga Takiura	71%				81	Excel Ministries - Performing Arts	85%	81	New Zealand Institute of Sport	19%
85	Waikato School of Hairdressing Limited	71%				82	Evolution School of Holistic Therapies	85%	82	Education Action Limited	19%

n/a values or blank fields indicate that there is no data for the indicator for this organisation.

* indicates that the data has been suppressed as one or more of the values is less than 10.

Sector and subsector rates are median values.

86	Hair to Train	70%
87	DAS International Academy	70%
88	Intueri Education	70%
89	Community Colleges New Zealand Ltd	70%
90	KIWA Institute of Education	70%
91	New Zealand Institute of Sport	70%
92	Maniapoto Training Agency	70%
93	Animation College New Zealand Limited	70%
94	Responsive Trade Education Limited	68%
95	Auckland Hotel & Chefs Training School	68%
96	Taruna College	68%
97	Te Kohanga Reo National Trust Board	68%
98	Queens Academic Group Limited	68%
99	Quantum Education Group QT Limited	67%
100	East Auckland Performing Arts Limited	67%
100	International Aviation Academy of NZ Ltd	67%
100	Queenstown Resort College	67%
103	NZ College of Early Childhood Education	66%
104	Netcor Campus (NZ Education & Tourism)	66%
105	New Zealand Welding School	66%
106	Air Hawkes Bay	66%
107	Ignite Colleges	66%
108	Target Education	65%
109	C Hayes Engineering Training Division	65%
110	International College of Camille	65%
111	Front-Line Training Consultancy Limited	64%
112	School of Business Ltd	64%
113	Sobieski Consultants (Training Division)	64%

83	Sobieski Consultants (Training Division)	85%
84	Wellpark College	85%
85	Ignite Colleges	84%
86	English Teaching College	84%
87	Te Wananga Takiura	84%
88	New Zealand Playcentre Federation Inc	84%
89	EDENZ Colleges	84%
90	Aromaflex Academy	84%
91	Christchurch Helicopters	83%
92	Nelson Technical Institute Ltd	83%
93	Auckland Hotel & Chefs Training School	83%
94	Face and Beauty Academy	83%
95	New Zealand Management Academies	83%
96	New Zealand Inst of Fashion Tech Ltd	83%
97	ICL Business School	82%
98	DAS International Academy	82%
99	New Zealand School of Education Limited	82%
100	Avon City Ford Training Services	82%
101	Target Education	81%
102	Bay of Plenty College of Homeopathy Ltd	81%
103	Ashton Warner Nanny Academy	81%
104	C Hayes Engineering Training Division	81%
105	AMS Group Training	81%
106	Media Design School Limited	81%
107	International Travel College of NZ	81%
108	Waikato School of Hairdressing Limited	81%
109	SAE Institute	81%
110	Naturopathic College of New Zealand	81%
111	Samala Robinson Academy Ltd	81%
112	Kokiri Marae Keriana Olsen Trust	81%

83	NZ School of Food and Wine Ltd	17%
84	Agriculture New Zealand	17%
85	Auckland East City Elim Church	16%
85	Hair to Train	16%
87	ATC New Zealand	16%
88	Turanga Ararau	15%
89	Wellcare Education Limited	14%
90	Blueprint for Learning	13%
91	Air New Zealand Aviation Institute	13%
92	Nelson Technical Institute Ltd	13%
92	Netcor Campus (NZ Education & Tourism)	13%
92	Polyethnic Institute of Studies	13%
95	Porse Education & Training	12%
96	Elite Int School Of Beauty Therapy	11%
97	Waikato Institute for Leisure and Sport	11%
98	Pacific Coast Technical Institute	9%
99	Aromaflex Academy	9%
100	School of Business Ltd	8%
101	Vineyard College	7%
102	New Zealand School of Radio Limited	6%
103	The National School of Aesthetics	6%
104	Safety N Action	5%
104	Samala Robinson Academy Ltd	5%
106	Mr Barber Training Centre	5%
107	AMS Group Training	5%
108	National College of Security Personnel	4%
109	Ag Challenge Limited	4%
110	Taruna College	3%
111	G & H Training	3%
112	Academy Group (NZ) Limited	2%
113	EnterpriseMIT	2%
114	Alpha Training Centre	0%

n/a values or blank fields indicate that there is no data for the indicator for this organisation.

* indicates that the data has been suppressed as one or more of the values is less than 10.

Sector and subsector rates are median values.

114	Waikato Institute for Leisure and Sport	64%
115	Future Skills Academy Limited	63%
116	Waikato Aero Club (Inc)	63%
117	Pacific Int Hotel Management School Ltd	63%
118	Crown Institute of Studies	63%
119	South Pacific Bible College	63%
120	Land Based Training Limited	62%
121	Education Action Limited	62%
122	Regent Training Centre Limited	62%
123	Training For You Limited	62%
124	Horizon Education Limited	62%
125	Design and Arts College of NZ Ltd	62%
126	HLC	62%
127	Whitireia New Zealand Limited	61%
128	Westport Deep Sea Fishing School	61%
129	U Turn Community Training Services	61%
130	Palmerston North School of Design Ltd	60%
131	New Zealand School of Radio Limited	59%
132	Ag Challenge Limited	59%
133	G & H Training	59%
134	Te Kura Motuhake o Te Ataarangi Inc	59%
135	Good Shepherd College - Te Heparā Pai	58%
136	South Pacific College of Natural Medicin	58%
137	Hungry Creek Art and Crafts School	57%
138	Wellpark College	57%
139	Workforce Development Limited	56%
140	Harrington\Vaughan Academy of Hairdress	56%
141	Cornerstone Education	56%
142	VisionWest Community Trust	56%
143	Anamata PTE - Whakatane	55%

113	NZ School of Acupuncture & TCM	80%
114	Literacy Aotearoa	80%
115	People Potential Limited	80%
116	English Language Partners NZ	79%
117	The National School of Aesthetics	79%
118	New Zealand Institute of Sport	79%
119	Animation College New Zealand Limited	79%
120	Waikato Aero Club (Inc)	79%
121	Cornerstone Education	79%
122	Ardmore Flying School	78%
123	Alphacrucis International College	77%
124	Ag Challenge Limited	77%
125	Porse Education & Training	77%
126	NZ School of Food and Wine Ltd	77%
127	IPU New Zealand	76%
128	Anamata PTE - Whakatane	76%
129	The Learning Connexion Limited	76%
130	Horizon Education Limited	76%
131	ACTS Institute of New Zealand	76%
132	HLC	76%
133	Te Kohanga Reo National Trust Board	76%
134	Kyrewood Equestrian Centre Limited	75%
135	Aperfield Montessori Trust	75%
136	KIWA Institute of Education	75%
137	Premier Hairdressing Academy	74%
138	Fairview Educational Services Limited	74%
139	Palmerston North School of Design Ltd	74%
140	Community Colleges New Zealand Ltd	74%
141	ATC New Zealand	73%
142	U Turn Community Training Services	73%
143	Wellcare Education Limited	73%
144	Sue's Computer Training Company	73%

114	NZ Inst of Electrolysis & Beauty Therapy	0%
114	Success Maker Education Centre	0%
114	Te Kura Motuhake o Te Ataarangi Inc	0%
114	Trade Education Limited	0%

n/a values or blank fields indicate that there is no data for the indicator for this organisation.
 * indicates that the data has been suppressed as one or more of the values is less than 10.
 Sector and subsector rates are median values.

144	Premier Hairdressing Academy	55%
145	Te Roopu A Iwi o Te Arawa	55%
146	NZ Institute of Education 2007 Limited	54%
147	Taratahi Agricultural Training Centre	54%
148	Dunedin Training Centre	53%
149	NZ School of Acupuncture & TCM	53%
150	ATC New Zealand	53%
151	Kershaw Training Enterprises	53%
152	Employ NZ	52%
153	The College of Future Learning NZ Ltd	51%
154	Naturopathic College of New Zealand	51%
155	Tipu Ora	50%
156	Onsite Education	49%
157	Te Wananga Whare Tapere O Takitimu	48%
158	The Salvation Army Employment Plus	48%
159	Endeavour Technical Training	48%
160	Quantum Education Group ES Ltd	47%
161	SPI Institute Limited	47%
162	Quantum Education Group Limited	47%
163	Laidlaw College Incorporated	46%
164	New Zealand Equine Training Limited	46%
165	National College of Security Personnel	46%
166	Te Kokiri Development Consultancy Inc	46%
167	National Trade Academy Ltd	45%
168	Lotus Holistic Centre	45%
169	Pacific Coast Technical Institute	45%
170	Bethlehem Institute Limited	44%
171	Gisborne Development Incorporated	44%
172	Agriculture New Zealand	43%
173	Construction Trade Training Unit	42%
174	The Methodist Mission	42%

145	Success Maker Education Centre	72%
146	Harrington\Vaughan Academy of Hairdress	72%
147	Endeavour Technical Training	71%
148	New Zealand Welding School	71%
149	Capital Training	71%
150	Education Action Limited	71%
151	Intueri Education	71%
152	Future Skills Academy Limited	70%
153	NZ International Commercial Pilot Academ	70%
154	Solomon Group	70%
155	Waikato Institute for Leisure and Sport	70%
156	Strive Community Trust Training	70%
157	The Salvation Army Employment Plus	70%
158	Training For You Limited	70%
159	SPI Institute Limited	69%
160	Land Based Training Limited	68%
161	Nelson Training Centre	68%
162	Netcor Campus (NZ Education & Tourism)	68%
163	Regent Training Centre Limited	66%
164	Dunedin Training Centre	66%
165	The College of Future Learning NZ Ltd	65%
166	Workforce Development Limited	65%
167	Quality Training Services	65%
168	Bay Agricultural Training Limited	65%
169	Kershaw Training Enterprises	64%
170	Employ NZ	64%
171	Taratahi Agricultural Training Centre	63%
172	Advance Training Centres	63%
173	VisionWest Community Trust	62%
174	National Trade Academy Ltd	62%
175	FEATS Ltd	62%

n/a values or blank fields indicate that there is no data for the indicator for this organisation.

* indicates that the data has been suppressed as one or more of the values is less than 10.

Sector and subsector rates are median values.

175	FEATS Ltd	42%
176	National Council of YMCAs of New Zealand	42%
177	Matapuna Training Centre	41%
178	Carey Baptist College	41%
179	Literacy Aotearoa	41%
180	Skills Update Training Institute	41%
181	Whakato te Matauranga	40%
182	Quality Training Services	40%
183	Alphacrucis International College	40%
184	Tectra Limited	39%
185	Service Skills Centre	39%
186	Trade and Commerce Centre	39%
187	Manaakitanga Aotearoa Charitable Trust	39%
188	BEST Pacific Institute of Education Ltd	38%
189	Wellcare Education Limited	38%
190	EnterpriseMIT	38%
191	Patrick's School of Hairdressing Limited	37%
192	Aperfield Montessori Trust	36%
193	Maata Waka Enterprises	33%
193	Pacific Training Institute (PTI)	33%
195	Advance Training Centres	32%
196	Golden Bay Work Centre Trust	31%
196	Te Kotahitanga Training	31%
198	Catholic Institute of Aotearoa NZ	30%
199	NZ Graduate School of Education Limited	30%
200	Airways Training Centre	29%
201	ACTS Institute of New Zealand	28%
201	Morrinsville Training Centre Ltd	28%
203	ICL Business School	27%
204	Success Maker Education Centre	26%
205	VETEL	26%

176	Matapuna Training Centre	62%
177	G & H Training	62%
178	Skills Update Training Institute	60%
179	School of Business Ltd	59%
180	Abel Tasman Educational Trust	59%
181	National College of Security Personnel	59%
182	Gisborne Development Incorporated	55%
183	National Council of YMCAs of New Zealand	55%
184	Service Skills Centre	54%
185	Whakato te Matauranga	53%
186	Trade and Commerce Centre	53%
187	Front-Line Training Consultancy Limited	51%
188	The Professional Bar & Restaurant School	50%
189	Trade Education Limited	48%
190	VETEL	45%
191	Maniapoto Training Agency	45%
192	Onsite Education	41%
193	Te Kokiri Development Consultancy Inc	40%
194	The Methodist Mission	39%
195	EnterpriseMIT	36%
196	Pacific Coast Technical Institute	35%
197	Quantum Education Group QT Limited	29%
198	Quantum Education Group Limited	25%
199	Elite Int School Of Beauty Therapy	25%
200	Quantum Education Group ES Ltd	25%
201	Te Arawa Lakes Trust	21%
202	Academy Group (NZ) Limited	17%
203	Capernwray Bible School	12%
204	BEST Pacific Institute of Education Ltd	11%
205	Computer Power (NZ) Ltd (Spherion)	0%

n/a values or blank fields indicate that there is no data for the indicator for this organisation.

* indicates that the data has been suppressed as one or more of the values is less than 10.

Sector and subsector rates are median values.

206	Trade Education Limited	25%
207	New Zealand College of Chinese Medicine	24%
208	IPU New Zealand	24%
209	Hillary Outdoors Education Centres	22%
210	Waikato Institute of Education	22%
211	Safety N Action	20%
212	Alphacrucis Limited	19%
213	Martin-Hautus	18%
214	Trinity Methodist Theological College	17%
215	Bay of Plenty College of Homeopathy Ltd	10%
216	Abel Tasman Educational Trust	7%
216	Agribusiness Training Limited	7%
218	L3 Airline Academy (Hamilton)	2%
219	Air Hawke's Bay Ltd	0%
219	Bay Agricultural Training Limited	0%
219	Hawk Enterprises Ltd	0%
219	Helipro Aviation	0%
219	HFT Limited	0%
219	New Zealand Playcentre Federation Inc	0%
219	NZ International Commercial Pilot Academ	0%
219	Pathways Bible and Mission College	0%
219	Sue's Computer Training Company	0%
219	Te Arawa Lakes Trust	0%
219	Te Whare Wananga O Te Pihopatanga	0%

205	Martin-Hautus	0%
-----	---------------	----

n/a values or blank fields indicate that there is no data for the indicator for this organisation.

* indicates that the data has been suppressed as one or more of the values is less than 10.

Sector and subsector rates are median values.

Supplemental and Comparative Information

Cohort-based Qualification Completion and First Year Retention Rates

The following tables and graphs provide supplemental information on the cohort-based qualification completion rate and the first year retention rate, and should support a fuller understanding of these two rates.

Cohort-Based Qualification Completion Rate

Part-time vs full-time study and completions/progressions to lower or higher levels

The following table shows the volume of part-time versus full-time learners studying at different register levels. It also shows when learners have completed a lower-level or higher-level qualification from which they originally started.

Cohort	Starting cohort year	Number of learners in starting cohort			Qualification completion Rate	Other qualification completion		Non-completion progression	
		Full-time	Part-time	All		Higher level Rate	Lower level Rate	Higher level Rate	Lower level Rate
Level 1 to 3	2016								
Level 4 to 7 (non degree)	2014	93	24	117	74%	0%	0%	0%	0%
Level 7 degree	2012								
Level 8 to 10	2012								

Qualification completion: This measures how many learners in a cohort successfully complete at the same level.

Qualification completion at other levels: This measures how many learners in a cohort, who have not completed a qualification as part of the cohort but have completed a qualification at a higher or lower level.

Non-completion progression: This measures how many learners in the cohort progress to a higher or lower level without having completed a qualification at the level they started.

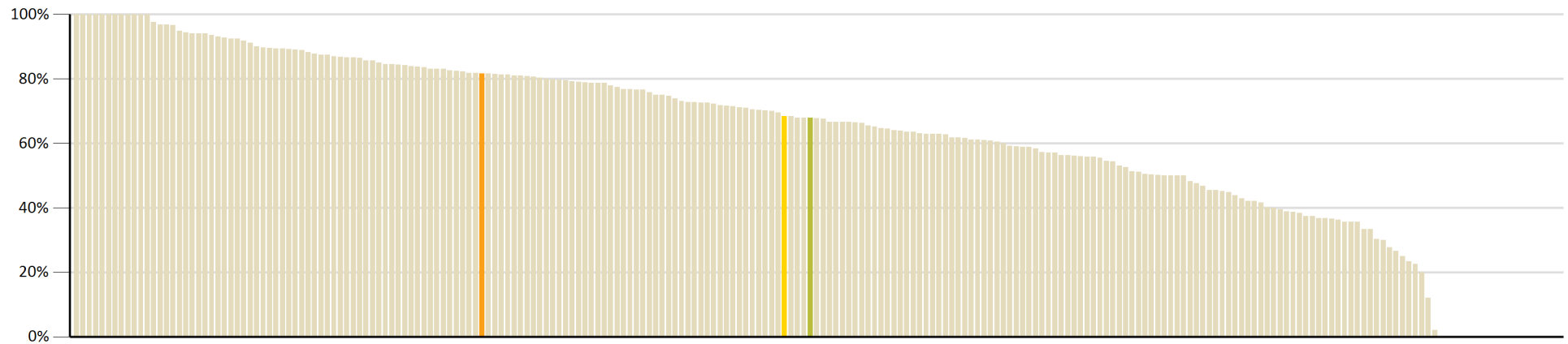
n/a values or blank fields indicate that there is no data for the indicator for this organisation.

* indicates that the data has been suppressed as one or more of the values is less than 10.

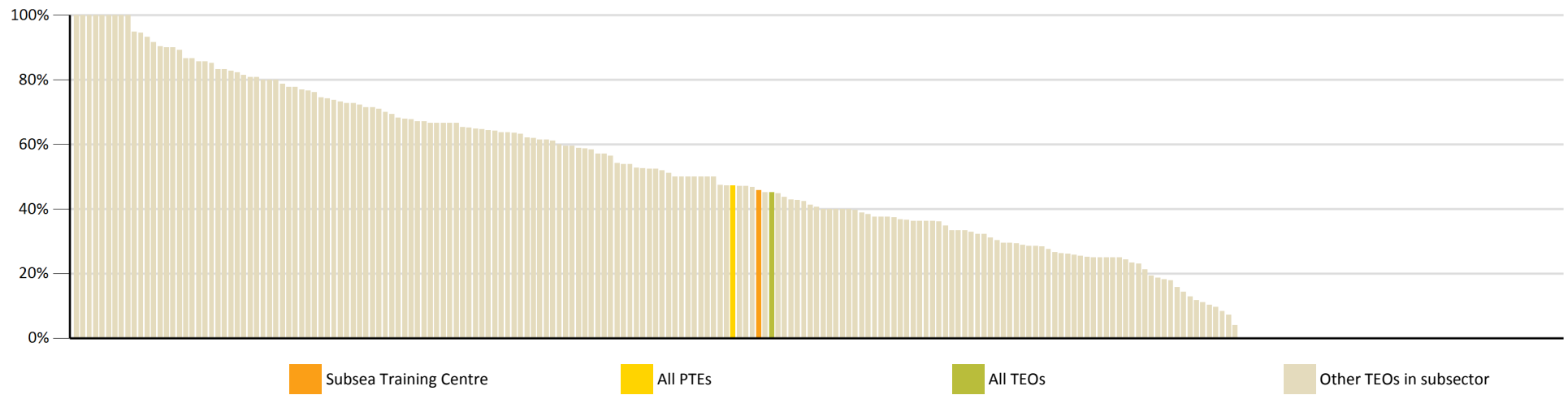
Sector and subsector rates are median values.

TEO Comparison vs. Sub-sector: Cohort-Based Qualification Completion Rates for Full-time and Part-time Learners

Full-time learners



Part-time learners

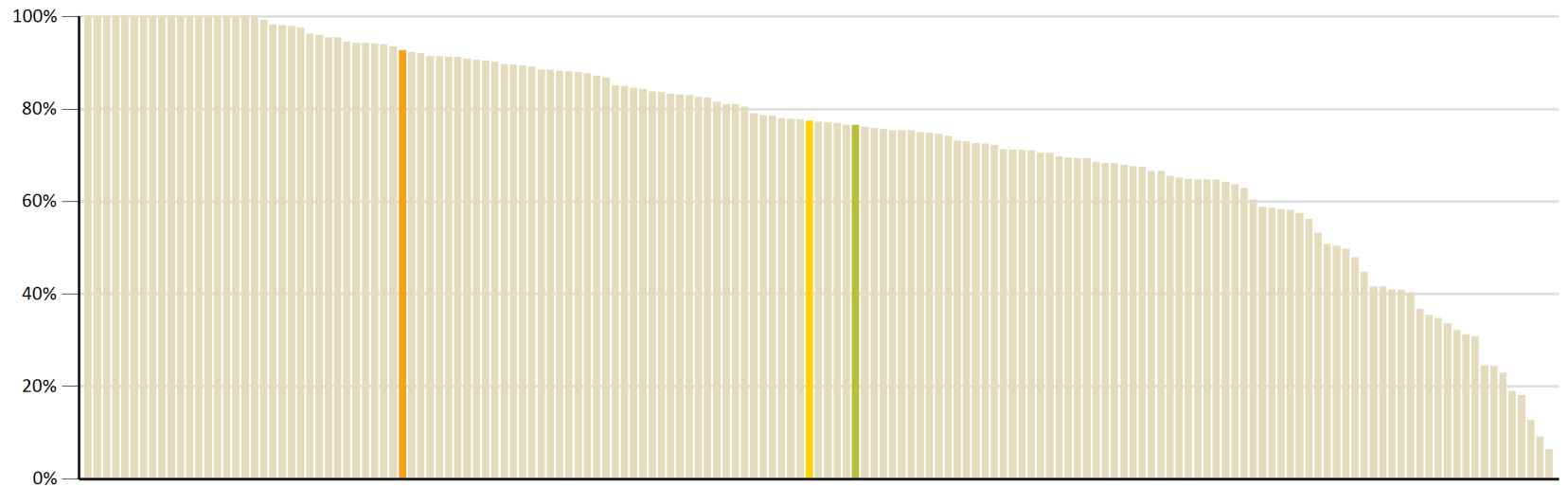


n/a values or blank fields indicate that there is no data for the indicator for this organisation.
 * indicates that the data has been suppressed as one or more of the values is less than 10.
 Sector and subsector rates are median values.

Comparing Relative Rankings: EFTS-Weighted Qualification Completion Rate vs. Cohort-Based Qualification Completion Rate

EFTS-weighted qualification completion rate (previous)

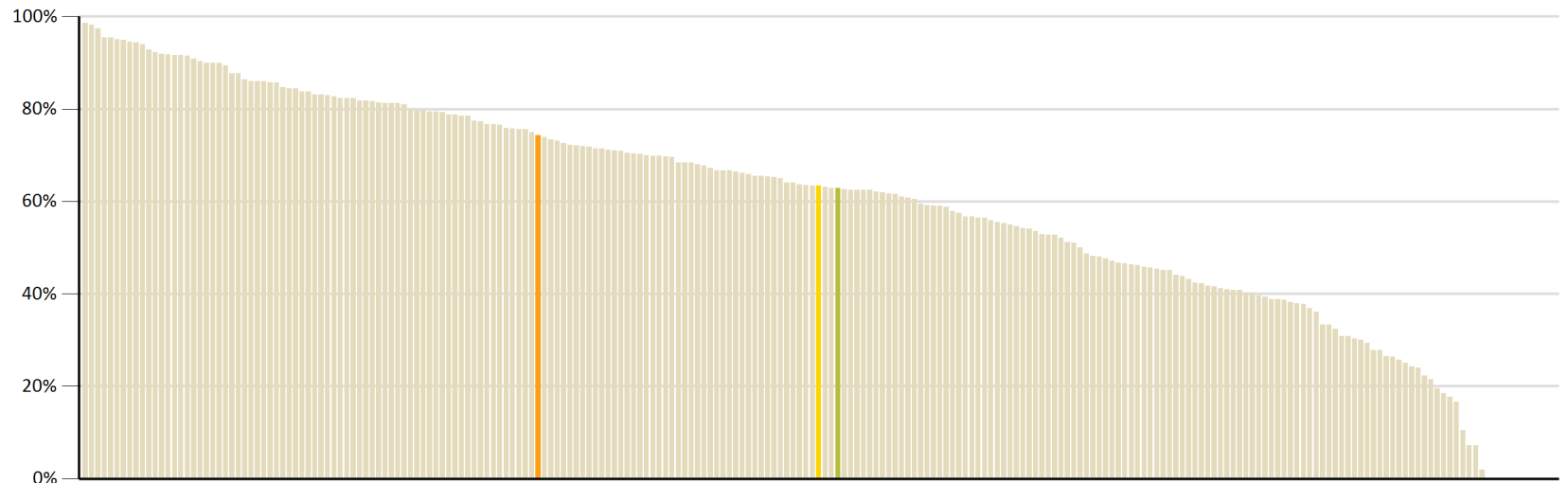
This measures the number of qualifications completed at each TEO, weighted by the 'size' of the qualification, divided by the total number of EFTS delivered for the total course enrolments in a given year.



Cohort-based qualification completion rate (current)

This measures the number of learners out of a starting cohort who successfully complete at the same level after a given time-frame.

In contrast to the EFTS-weighted qualification completion rate, the cohort-based measure counts unique individuals and is not susceptible to rate changes due to external factors such as fluctuations in enrolment patterns or artificially increased rates through counting multiple completions (e.g., through embedded qualifications).



■ Subsea Training Centre
 ■ All PTEs
 ■ All TEOs
 ■ Other TEOs in subsector

n/a values or blank fields indicate that there is no data for the indicator for this organisation.

* indicates that the data has been suppressed as one or more of the values is less than 10.

Sector and subsector rates are median values.

First Year Retention Rate

The following table provides supplemental information on the first year retention rate, and should support a fuller understanding of these rates.

Cohort	Starting cohort year	Cohort	First year retention	Completion	Progression	
		Total number	Rate	Rate	Higher level	Lower level
Level 4 to 7 (non degree)	2016					
Level 7 degree	2016					
Level 8 to 10	2016					

First year retention rate: This rate measures, for longer qualifications, how many learners from the starting cohort are retained in study in the year following the year they enter the cohort.

Completion: This measures how many learners have not been retained because they completed the qualification.

Progression: This measures how many learners who have not been retained but have progressed to either a higher or lower level.

n/a values or blank fields indicate that there is no data for the indicator for this organisation.

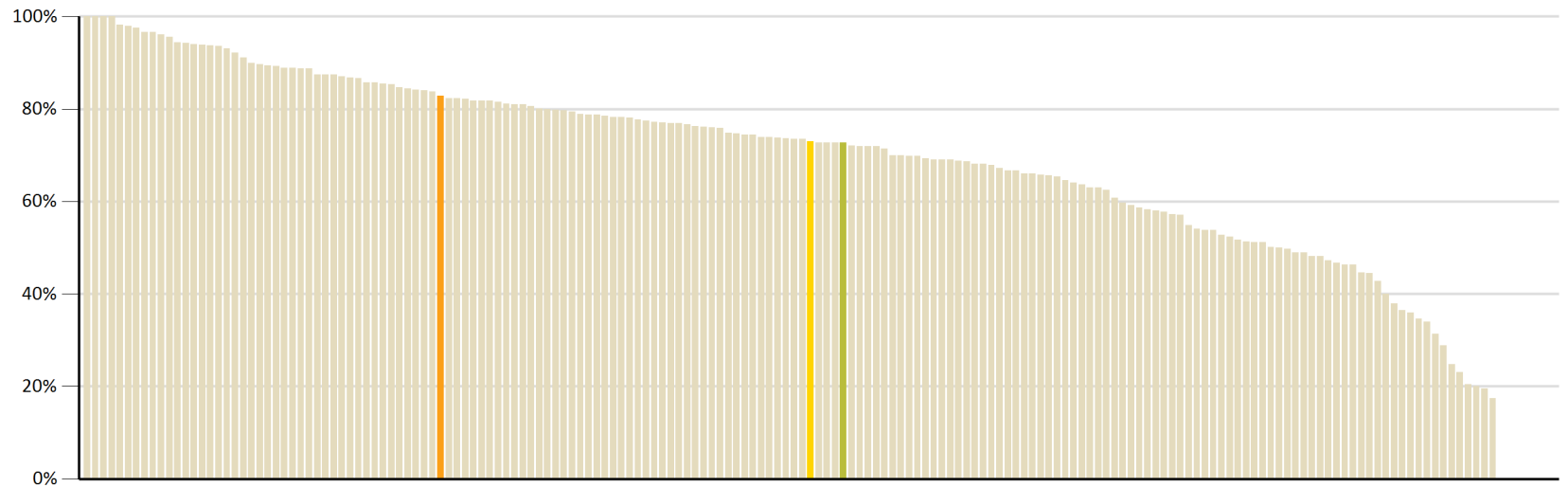
* indicates that the data has been suppressed as one or more of the values is less than 10.

Sector and subsector rates are median values.

Comparing Relative Rankings: Student Retention Rate vs. First Year Retention Rate

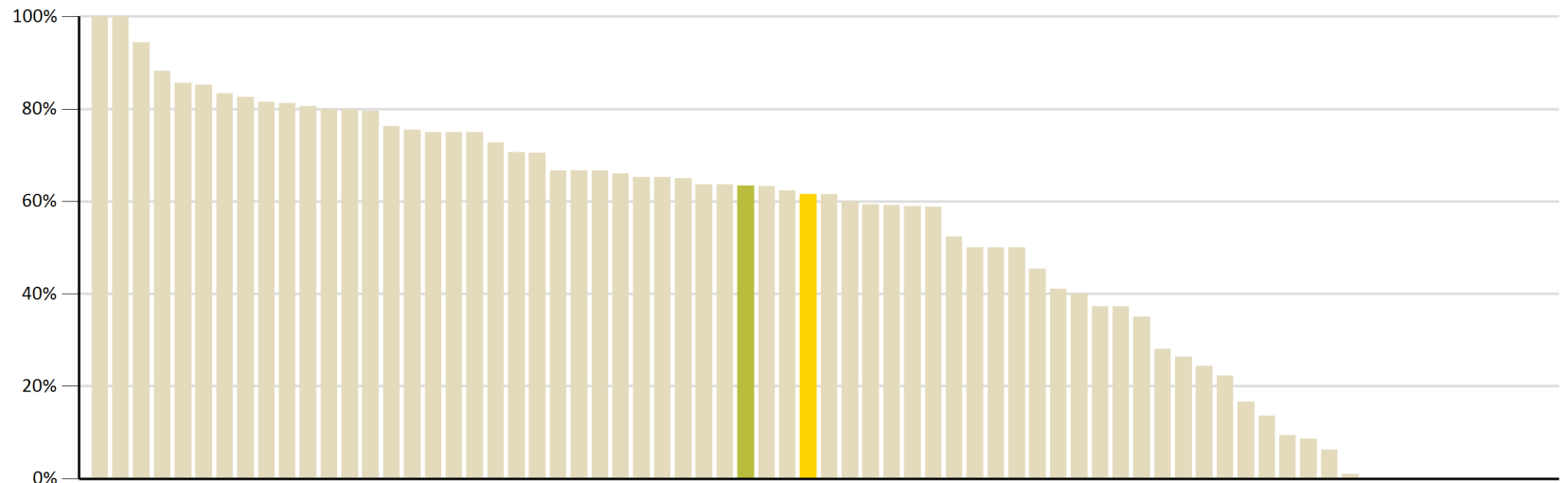
Student retention rate (previous)

This measure shows the proportion of students in a given year that complete a qualification or re-enrol at the same tertiary education organisation in the following year.



First year retention rate (current)

This rate measures, for longer qualifications, how many learners re-enrolled in the same level in the year after they enter the cohort.



■ Subsea Training Centre
 ■ All PTEs
 ■ All TEOs
 ■ Other TEOs in subsector

n/a values or blank fields indicate that there is no data for the indicator for this organisation.

* indicates that the data has been suppressed as one or more of the values is less than 10.

Sector and subsector rates are median values.